BUILDING STRUCTURE CALCULATION SHEETS

一貫構造計算書

S造事務所ビル

略　称：S
日　付：2013/10/18
担当者：k-lab

計算プログラム：BUS-5
(August. 2007)

バージョン：1.0.5.0
データベース番号：6.5.0.0

会員番号：BUSK00042
シリアルNo：K48033

計算開始時間 2014/01/18 11:30　（株）構造システム

目　次

計算・設計に関する情報 ―― Ⅲ－ 1

【１．構造上の特徴】 ―― Ⅲ－ 2
【２．構造計算方針】 ―― Ⅲ－ 2
【３．適用する構造計算】 ―― Ⅲ－ 2
【４．使用プログラムの概要】 ―― Ⅲ－ 2

§1. 入力データ ―― Ⅲ－ 3

I-1　一般事項 ―― Ⅲ－ 3

I-1.1　建築物の構造設計概要 ―― Ⅲ－ 3
I-1.1.1　建物概要 ―― Ⅲ－ 3
I-1.1.2　床面積 ―― Ⅲ－ 4
I-1.1.3　構造概要 ―― Ⅲ－ 4
I-1.1.4　周囲にダミー部材がある場合の壁の取り扱い ―― Ⅲ－ 4
I-1.2　略伏図 ―― Ⅲ－ 4
I-1.2.1　はり・柱・床・片持ばり・片持スラブ・ベースプレート配置 ―― Ⅲ－ 4
I-1.2.2　床スラブ・小ばり配置 ―― Ⅲ－ 18
I-1.3　略軸組図 ―― Ⅲ－ 32
I-1.3.1　壁開口配置 ―― Ⅲ－ 32
I-1.4　部材 ―― Ⅲ－ 42
I-1.4.1　はり ―― Ⅲ－ 42
I-1.4.2　柱 ―― Ⅲ－ 44
I-1.4.8　床スラブ・床構造 ―― Ⅲ－ 45

I-2　使用材料、材料の許容応力度 ―― Ⅲ－ 45

I-2.1　材料種別 ―― Ⅲ－ 45
I-2.1.2　コンクリート ―― Ⅲ－ 45
I-2.1.3　鉄筋 ―― Ⅲ－ 46
I-2.1.4　鉄骨 ―― Ⅲ－ 46
I-2.2　材料定数 ―― Ⅲ－ 46
I-2.3　材料の許容応力度 ―― Ⅲ－ 46
I-2.3.1　コンクリート ―― Ⅲ－ 46
I-2.3.2　鉄筋 ―― Ⅲ－ 46
I-2.3.3　鉄筋と鉄骨材料のコンクリートに対する付着 ―― Ⅲ－ 46
I-2.3.4　鉄骨 ―― Ⅲ－ 46
I-2.4　降伏点強度倍率 ―― Ⅲ－ 47

I-3　荷重・外力 ―― Ⅲ－ 47

I-3.2　積載荷重 ―― Ⅲ－ 47
I-3.4　重量 ―― Ⅲ－ 48
I-3.4.2　はり、柱鉄骨材重量 ―― Ⅲ－ 48
I-3.5　地震力 ―― Ⅲ－ 48
I-3.8　特殊荷重 ―― Ⅲ－ 48

I-3.8.1　特殊荷重配置図 ―― Ⅲ－ 48
I-3.8.4　特殊スラブ荷重 ―― Ⅲ－ 62

I-4　モデル化 ―― Ⅲ－ 65

I-4.1　モデル化条件 ―― Ⅲ－ 65
I-4.2　架構モデル化データ図（許容応力度･保有水平耐力計算） ―― Ⅲ－ 66
I-4.2.1　架構モデル化データ図（鉛直・水平） ―― Ⅲ－ 66
I-4.2.2　架構モデル化データ図（終局） ―― Ⅲ－ 76

I-5　部材断面特性 ―― Ⅲ－ 86

I-5.1　部材断面特性 ―― Ⅲ－ 86
I-5.1.1　共通断面特性 ―― Ⅲ－ 86
I-5.4　はり曲げ耐力に考慮するスラブ筋断面積 ―― Ⅲ－ 86

I-6　共通計算条件 ―― Ⅲ－ 86

I-6.1　使用基準 ―― Ⅲ－ 86
I-6.2　計算ルート指定 ―― Ⅲ－ 86
I-6.3　柱はり接合部計算条件 ―― Ⅲ－ 86

I-7　許容応力度計算 ―― Ⅲ－ 87

I-7.1　応力解析・モデル化 ―― Ⅲ－ 87
I-7.1.1　応力計算条件 ―― Ⅲ－ 87
I-7.2　剛性率・偏心率 ―― Ⅲ－ 87
I-7.2.1　剛性率、偏心率計算条件 ―― Ⅲ－ 87
I-7.3　断面計算 ―― Ⅲ－ 87
I-7.3.1　断面計算条件 ―― Ⅲ－ 87
I-7.3.3　冷間成形角形鋼管応力割増率 ―― Ⅲ－ 88
I-7.3.7　鉄筋径（算定計算） ―― Ⅲ－ 88

I-8　保有水平耐力計算 ―― Ⅲ－ 89

I-8.1　計算条件 ―― Ⅲ－ 89
I-8.1.1　基本条件 ―― Ⅲ－ 89
I-8.1.2　計算条件 ―― Ⅲ－ 89
I-8.1.3　解析条件等 ―― Ⅲ－ 89
I-8.1.4　冷間成形角形鋼管の計算 ―― Ⅲ－ 89
I-8.1.5　増分解析の制御条件 ―― Ⅲ－ 90
I-8.1.8　部材の耐力算定式 ―― Ⅲ－ 90

§２．許容応力度等計算結果 ―― Ⅲ－ 91

A-1　準備計算結果 ―― Ⅲ－ 91

A-1.1　部材のＣ、Ｍｏ、Ｑ ―― Ⅲ－ 91
A-1.1.1　部材のＣ、Ｍｏ、Ｑ図 ―― Ⅲ－ 91
A-1.1.2　はりのＣ、Ｍｏ、Ｑ表 ―― Ⅲ－ 101
A-1.2　節点重量 ―― Ⅲ－ 107
A-1.2.1　節点重量（固定荷重＋積載荷重） ―― Ⅲ－ 107

A-1.2.3　節点重量（固定荷重＋地震用積載荷重）　Ⅲ－ 115
A-1.3 層せん断力　Ⅲ－ 123
A-1.3.1　地震力　Ⅲ－ 123
A-1.4 剛度増大率　Ⅲ－ 130
A-1.4.1　壁によるはり・柱の剛度増大率　Ⅲ－ 130
A-1.4.2　スラブによるはりの剛度増大率　Ⅲ－ 140
A-1.5 剛域長と置換ブレース断面積　Ⅲ－ 147
A-1.5.1　剛域長と置換ブレース断面積　Ⅲ－ 147

A-2. 応力計算結果　Ⅲ－ 157

A-2.1 フレーム剛性とねじり剛性　Ⅲ－ 157
A-2.2　部材応力図　Ⅲ－ 161
A-2.3 部材応力表　Ⅲ－ 189
A-2.4 長期柱・壁柱・ブレース軸力　Ⅲ－ 231
A-2.4.1 長期柱・壁柱・ブレース軸力図　Ⅲ－ 231
A-2.4.2 長期柱軸力表　Ⅲ－ 239

A-3. 応力計算結果のまとめ　Ⅲ－ 241

A-3.2　水平力分担　Ⅲ－ 241
A-3.2.1　地震力の水平力分担　Ⅲ－ 241
A-3.3 （柱せん断力／負担分）割合　Ⅲ－ 294
A-3.4 基礎計算用軸力一覧　Ⅲ－ 319
A-3.4.1 基礎計算用軸力一覧　Ⅲ－ 319
A-3.4.3 基礎計算用軸力一覧表　Ⅲ－ 321
A-3.6　剛性率　Ⅲ－ 322
A-3.6.1　剛性率(雑壁を含む)　Ⅲ－ 322
A-3.7　偏心率　Ⅲ－ 323
A-3.7.1 偏心率(雑壁を含む)　Ⅲ－ 323
A-3.8　重心・剛心図　Ⅲ－ 324
A-3.8.1 重心・剛心図（雑壁を含む）　Ⅲ－ 324

A-4. 断面計算結果　Ⅲ－ 337

A-4.1　応力の割増　Ⅲ－ 337
A-4.1.1　平１９国交告第５９４号第２の三のイにおける応力割増率　Ⅲ－ 337
A-4.1.2　地震時設計応力の割増率図　Ⅲ－ 338
A-4.1.3　地震時設計応力の割増率表　Ⅲ－ 348
A-4.1.4 平１９国交告第５９４号第２の三のロにおける柱軸力負担率の確認　Ⅲ－ 357
A-4.5　Ｓの断面計算　Ⅲ－ 362
A-4.5.1　Ｓはりの断面計算　Ⅲ－ 362
A-4.5.2　Ｓ柱の断面計算　Ⅲ－ 370
A-4.8　断面計算結果一覧　Ⅲ－ 378
A-4.8.1 断面検定比図　Ⅲ－ 378
A-4.8.2　はり断面計算結果　Ⅲ－ 408
A-4.8.3　柱断面計算結果　Ⅲ－ 428

§３．保有水平耐力計算結果　Ⅲ－ 432

U-1 長期荷重時応力・層せん断力　Ⅲ－ 432

U-1.3　層せん断力 ―― **Ⅲ－ 432**
U-1.3.1　地震時層せん断力算定の諸数値 ―― Ⅲ－ 432
U-1.3.4　層重量・層せん断力係数 ―― Ⅲ－ 432

U-3　Ｄs算定時計算結果 ―― **Ⅲ－ 434**

U-3.1　荷重－変位（Ｄs算定時） ―― **Ⅲ－ 434**
U-3.1.1　荷重－変位図（せん断力変形図）（Ｄs算定時） ―― Ⅲ－ 434
U-3.2　終局時部材応力（Ｄs算定時） ―― **Ⅲ－ 436**
U-3.2.1　終局時部材応力図（水平荷重節点応力）（Ｄs算定時） ―― Ⅲ－ 436
U-3.2.2　終局時部材応力図（長期考慮危険断面位置）（Ｄs算定時） ―― Ⅲ－ 455
U-3.3　部材の終局強度（Ｄs算定時） ―― **Ⅲ－ 474**
U-3.3.1　部材の終局強度図（Ｄs算定時） ―― Ⅲ－ 474
U-3.4　終局時ヒンジ図（Ｄs算定時） ―― **Ⅲ－ 493**
U-3.5　終局時機構図（Ｄs算定時） ―― **Ⅲ－ 512**
U-3.5.1　終局時機構図（Ｄs算定時） ―― Ⅲ－ 512

U-4　保有水平耐力計算結果 ―― **Ⅲ－ 531**

U-4.1　荷重－変位（保有耐力時） ―― **Ⅲ－ 531**
U-4.1.1　荷重－変位図（せん断力変形図）（保有耐力時） ―― Ⅲ－ 531
U-4.2　終局時部材応力（保有耐力時） ―― **Ⅲ－ 533**
U-4.2.1　終局時部材応力図（水平荷重節点応力）（保有耐力時） ―― Ⅲ－ 533
U-4.2.2　終局時部材応力図（長期考慮危険断面位置）（保有耐力時） ―― Ⅲ－ 552
U-4.4　終局時ヒンジ図（保有耐力時） ―― **Ⅲ－ 571**
U-4.5　終局時機構図（保有耐力時） ―― **Ⅲ－ 590**
U-4.5.1　終局時機構図（保有耐力時） ―― Ⅲ－ 590

U-5　必要保有水平力と判定 ―― **Ⅲ－ 609**

U-5.1　耐震性能パラメータと部材ランク ―― **Ⅲ－ 609**
U-5.1.1　部材の耐震性能パラメータと部材ランク（フレーム別） ―― Ⅲ－ 609
U-5.1.2　部材の耐震性能パラメータと部材ランク（構造種別別） ―― Ⅲ－ 665
U-5.1.4　Ｓ造柱圧縮座屈耐力の確認 ―― Ⅲ－ 693
U-5.2　ＲＣ部材のせん断破壊の防止（保証設計） ―― **Ⅲ－ 732**
U-5.2.1　ＲＣはり部材のせん断破壊の防止（保証設計） ―― Ⅲ－ 732
U-5.3　はりの横補剛による変形能力の確保（保有耐力横補剛） ―― **Ⅲ－ 737**
U-5.4　ランク別のＤs算定時負担せん断力 ―― **Ⅲ－ 753**
U-5.4.1 部材種別図 ―― Ⅲ－ 753
U-5.4.3 ランク別のＤs算定時負担せん断力のまとめ ―― Ⅲ－ 772
U-5.5　水平せん断力係数 ―― **Ⅲ－ 780**
U-5.6　構造特性係数 ―― **Ⅲ－ 796**
U-5.7　必要保有水平耐力 ―― **Ⅲ－ 800**
U-5.8　保有水平耐力判定 ―― **Ⅲ－ 801**
U-5.8.1　ランク別の保有水平耐力時負担せん断力のまとめ ―― Ⅲ－ 801
U-5.8.2　保有水平耐力判定表 ―― Ⅲ－ 810
U-5.8.3　保有水平耐力計算終了理由 ―― Ⅲ－ 811
U-5.8.4　最終ステップの重心位置の変位 ―― Ⅲ－ 811
U-5.8.5　増分解析イテレーション結果 ―― Ⅲ－ 813

****** メッセージ一覧 ****** ―― **Ⅲ－ 814**

プリチェックメッセージ一覧 ―― **Ⅲ－ 814**

準備計算メッセージ一覧 ―― Ⅲ－ 814
応力計算メッセージ一覧 ―― Ⅲ－ 814
断面計算メッセージ一覧 ―― Ⅲ－ 814
保有耐力計算メッセージ一覧 ―― Ⅲ－ 814
保有耐力計算注意事項メッセージ一覧 ―― Ⅲ－ 814

計算・設計に関する情報

工事名称	S造事務所ビル
構造計算プログラム名称	BUS-5 Ver.1
構造計算プログラム所有者	
構造計算プログラム実行機種	
建築設計事務所名（確認申請上の設計者）	
担当者名	印
連絡先･電話番号	
構造設計事務所	
構造設計担当者名	印
連絡先･電話番号	
構造計算協力事務所名	
構造計算担当者名	印
連絡先･電話番号	

【１．構造上の特徴】

【２．構造計算方針】

【３．適用する構造計算】

【イ．適用する構造計算】
- ☑ 保有水平耐力計算
- ☐ 許容応力度等計算
- ☐ 令第82条各号及び令第82条の4に定めるところによる構造計算

【ロ．鉄骨造における適用関係】
- ☐ 平成19年国土交通省告示第593号第1号イ
- ☐ 平成19年国土交通省告示第593号第1号ロ

【ハ．平成19年国土交通省告示第593号各号の基準に適合していることの検証内容】
（参照頁　　）

【４．使用プログラムの概要】

【イ．プログラム名称】　BUS-5 Ver.1.0.5.0 データベース番号:6.5.0.0
【ロ．国土交通大臣の認定の有無】　有（認定プログラムで安全性を確認）・　有（その他）　・　無
【ハ．認定番号】
【ニ．認定取得年月日】
【ホ．構造計算チェックリスト】　（参照頁　　）

§1. 入力データ

I-1　一般事項

I-1.1　建築物の構造設計概要

建築場所				
主要用途			構造種別	鉄骨造
階数	地下　0階　地上　13階　塔屋　0階			
建築面積	0.00 m2		延べ面積	0.00 m2
軒高さ	52.000 m		建物高さ	52.000 m
工事種別	☑ 新築　☐ 増築		増築予定	☑ 無　☐ 有(階)
構造	主要ｽﾊﾟﾝ	X方向 ： 0.000 m		Y方向 ： 0.000 m
	塔状比	X方向 ： 検討しない		Y方向 ： 検討しない
	骨組形式	X方向 ：		Y方向 ：
基礎形式	☑ 直接基礎　☐ 杭基礎			
仕上	床 ：		屋根 ：	
	外装 ：			
屋上付属物等				

I-1.1.1　建物概要

建物規模 ：

スパン数	X方向	5	スパン
	Y方向	2	スパン
階　数	地　上	13	階
	地　下	0	階
	塔　屋	0	階
高　さ		52.000	m
軒の高さ		52.000	m
地面から地上１階床までの高さ		0.0	cm
パラペットの高さ		0.0	cm
ピロティ階	X方向	指定なし	
	Y方向	指定なし	
基礎下端レベル		GL-150.0	cm

構造階高計算法 ： はりせいの平均を自動計算し標準レベルを考慮して設定

階名	階高 (cm)	構造階高 (cm)
13F	400.0	400.0
12F	400.0	400.0
11F	400.0	402.5
10F	400.0	400.0
9F	400.0	400.0
8F	400.0	400.0
7F	400.0	400.0
6F	400.0	400.0
5F	400.0	402.5
4F	400.0	400.0
3F	400.0	400.0
2F	400.0	400.0
1F	400.0	450.0

層名	標準はりせい (cm)
14F	70.0
13F	70.0
12F	70.0
11F	75.0
10F	75.0
9F	75.0
8F	75.0
7F	75.0
6F	75.0
5F	80.0
4F	80.0
3F	80.0
2F	80.0
1F	180.0

層名	標準レベル (cm)
14F	-3.0
13F	-3.0
12F	-3.0
11F	-3.0
10F	-3.0
9F	-3.0
8F	-3.0
7F	-3.0
6F	-3.0
5F	-3.0
4F	-3.0
3F	-3.0
2F	-3.0
1F	-3.0

X方向 (cm)				Y方向 (cm)			
軸名	意匠ｽﾊﾟﾝ	構造ｽﾊﾟﾝ	意匠通り心と構造通り心間距離	軸名	意匠ｽﾊﾟﾝ	構造ｽﾊﾟﾝ	意匠通り心と構造通り心間距離
1	720.0	720.0	0.0	A	1620.0	1620.0	0.0
2	720.0	720.0	0.0	B	720.0	720.0	0.0
3	720.0	720.0	0.0	C			0.0
4	720.0	720.0	0.0				
5	720.0	720.0	0.0				
6			0.0				

I-1.1.2　床面積

本建物の場合は該当しない（該当するデータがありません）

I-1.1.3　構造概要

構造種別	層名１	層名２
鉄筋コンクリート造	1F	1F
鉄骨造	2F	14F

I-1.1.4　周囲にダミー部材がある場合の壁の取り扱い

そで壁または雑壁として扱う

I-1.2　略伏図

I-1.2.1　はり・柱・床・片持ばり・片持スラブ・ベースプレート配置

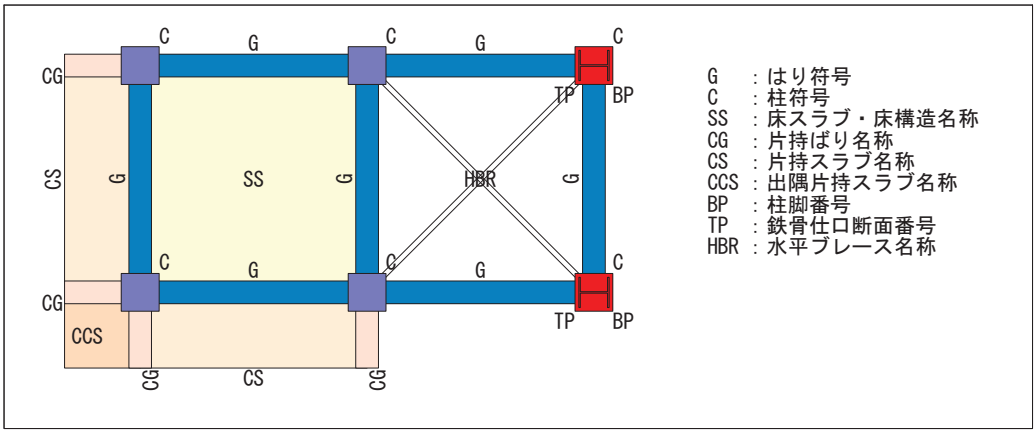

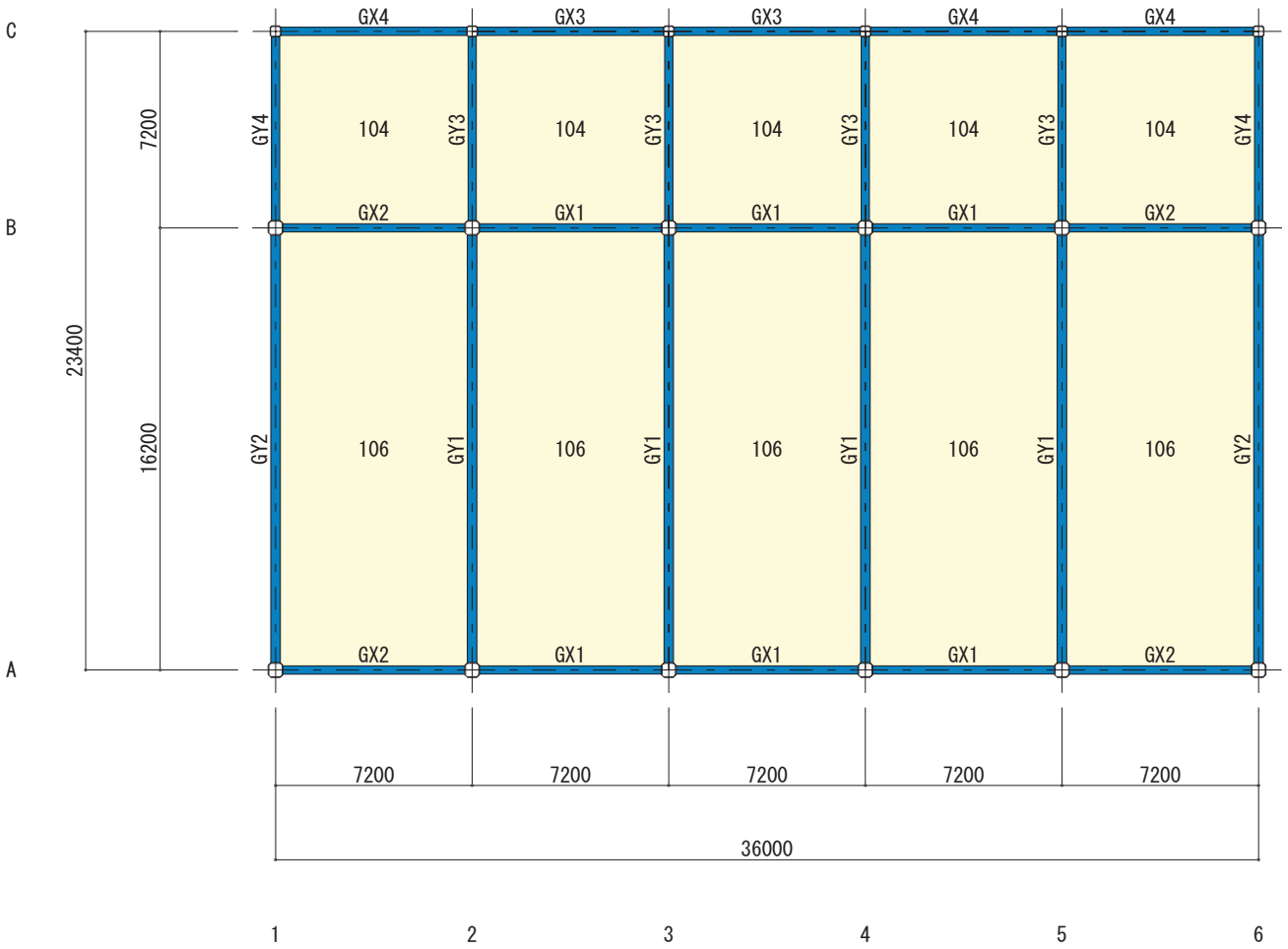
C
B
A
GX4
GX3
GX3
GX4
GX4
GY4
GY3
GY3
GY3
GY3
GY4
104
104
104
104
104
GX2
GX1
GX1
GX1
GX2
GY2
GY1
GY1
GY1
GY1
GY2
106
106
106
106
106
GX2
GX1
GX1
GX1
GX2
7200
16200
23400
7200
7200
7200
7200
7200
36000
1
2
3
4
5
6

14F 層 (S=1/272)

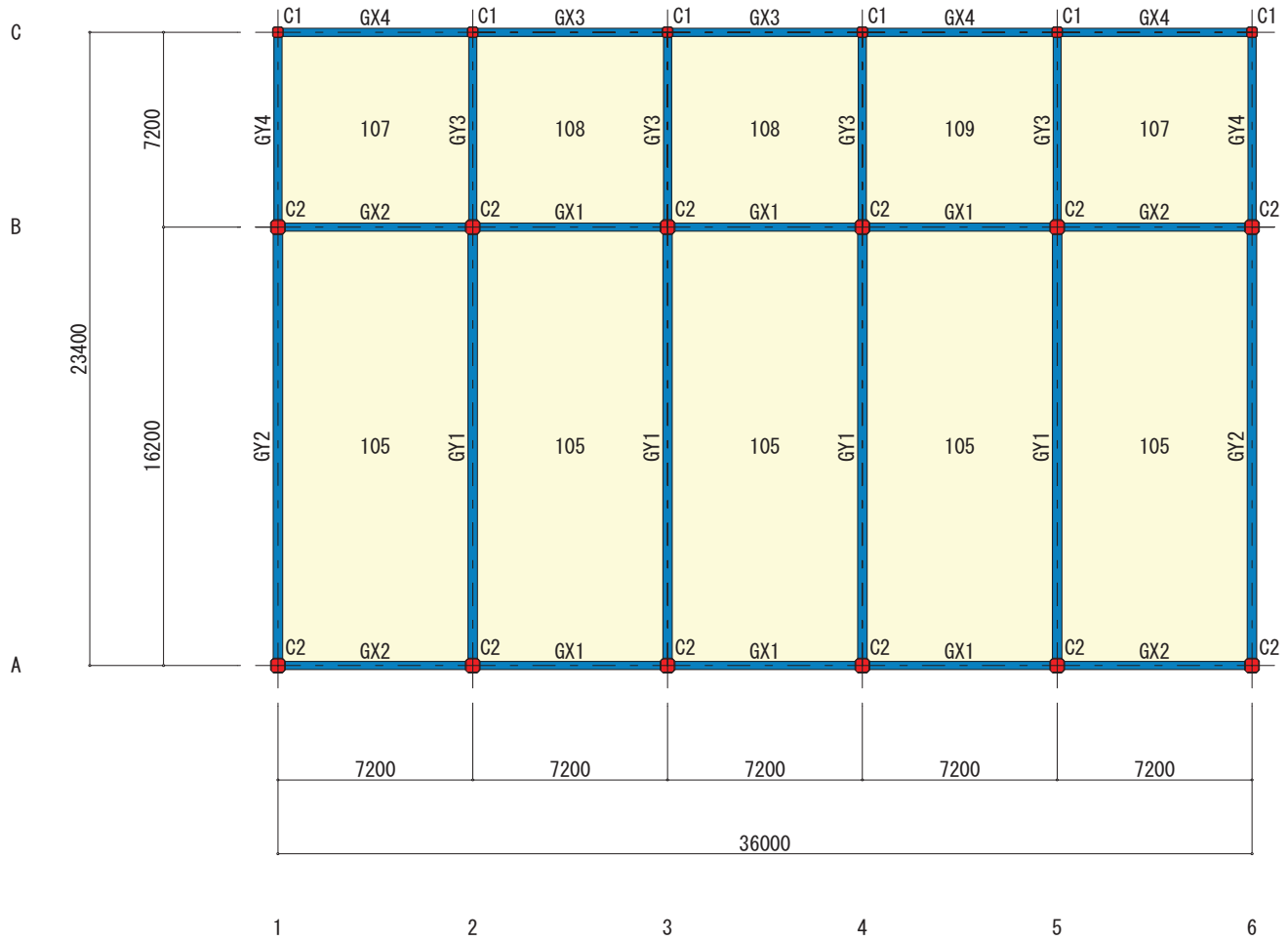
C
B
A
C1
C2
GX1
GX2
GX3
GX4
GY1
GY2
GY3
GY4
107
108
108
109
107
105
105
105
105
105
7200
16200
23400
7200
7200
7200
7200
7200
36000
1
2
3
4
5
6

13F 層 (S=1/272)

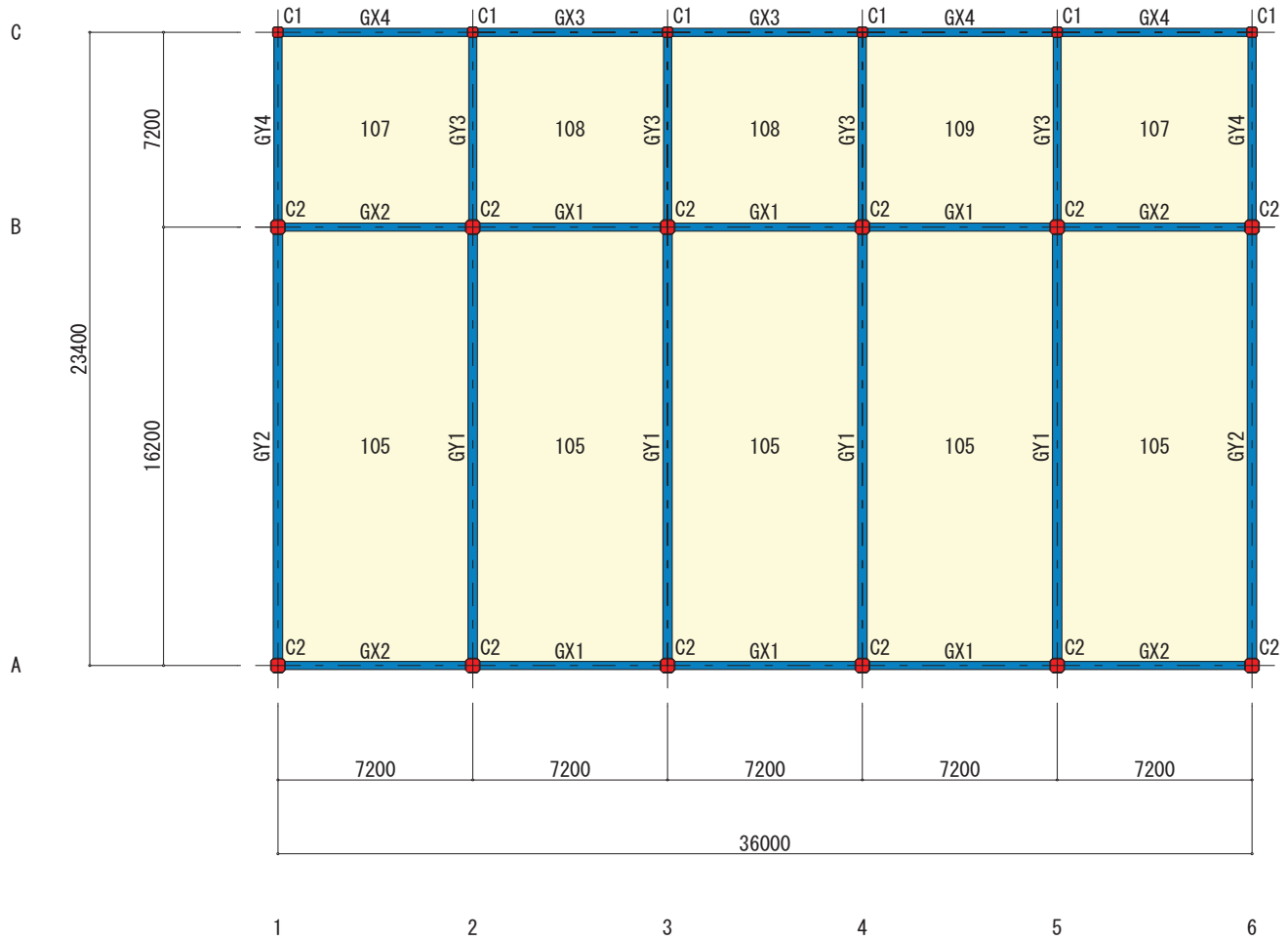
C
B
A
C1
C2
GX1
GX2
GX3
GX4
GY1
GY2
GY3
GY4
107
108
108
109
107
105
105
105
105
105
7200
16200
23400
7200
7200
7200
7200
7200
36000
1
2
3
4
5
6

12F 層 (S=1/272)

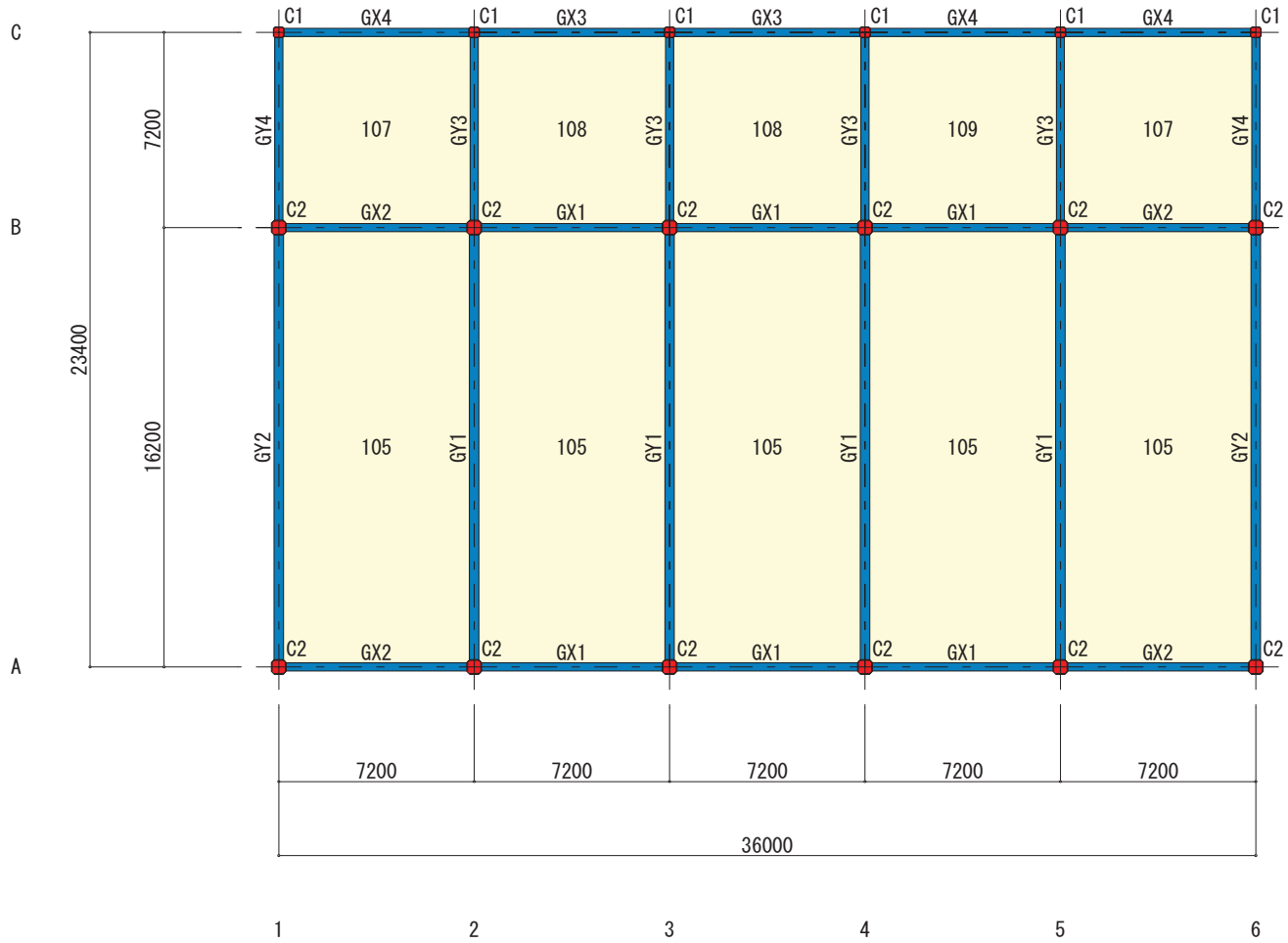
C
B
A
C1
C2
GX1
GX2
GX3
GX4
GY1
GY2
GY3
GY4
107
108
108
109
107
105
105
105
105
105
7200
16200
23400
7200
7200
7200
7200
7200
36000
1
2
3
4
5
6

11F 層 (S=1/272)

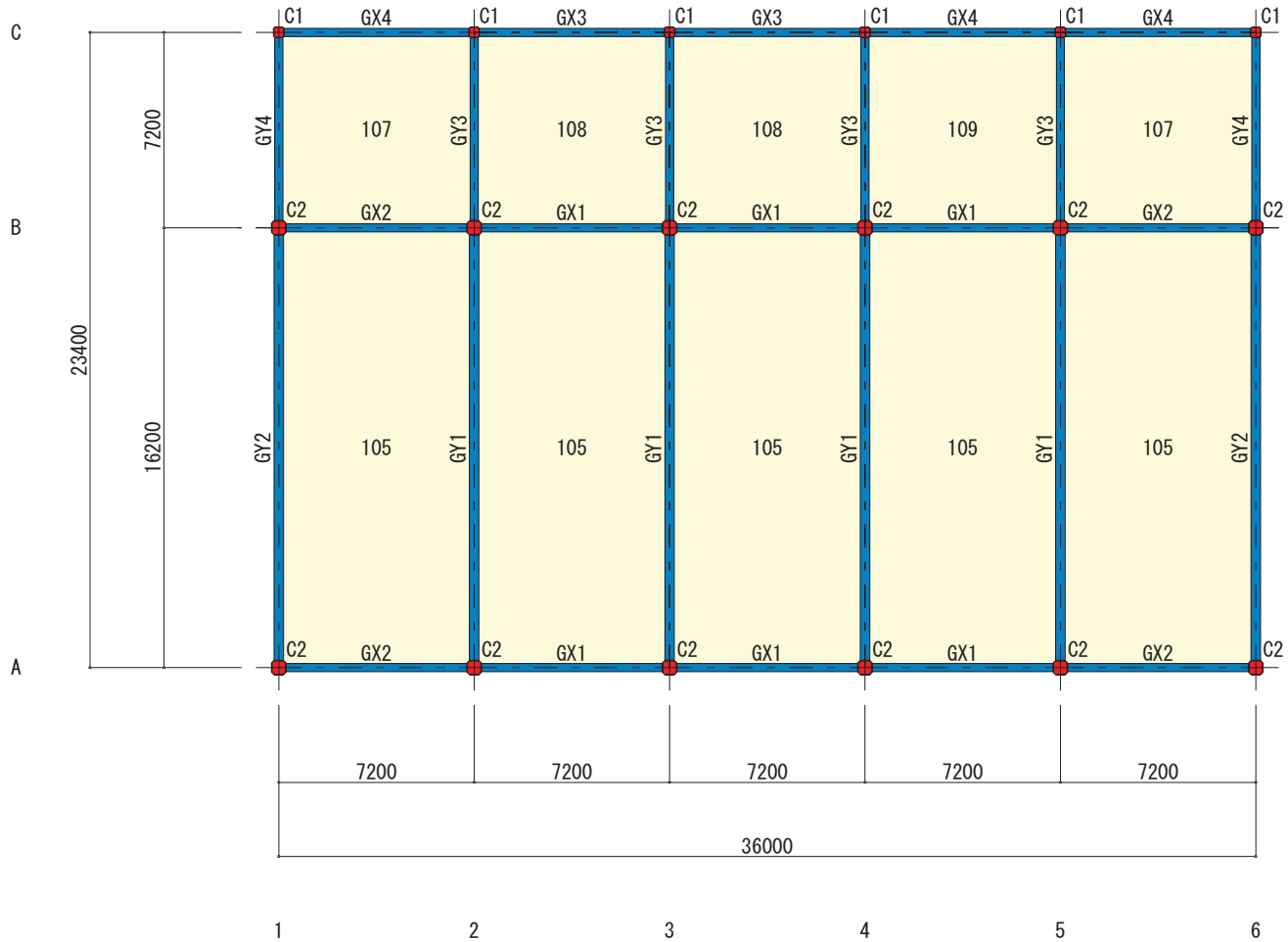
C
B
A
C1
C2
GX1
GX2
GX3
GX4
GY1
GY2
GY3
GY4
107
108
108
109
107
105
105
105
105
105
7200
16200
23400
7200
7200
7200
7200
7200
36000
1
2
3
4
5
6

10F 層 (S=1/272)

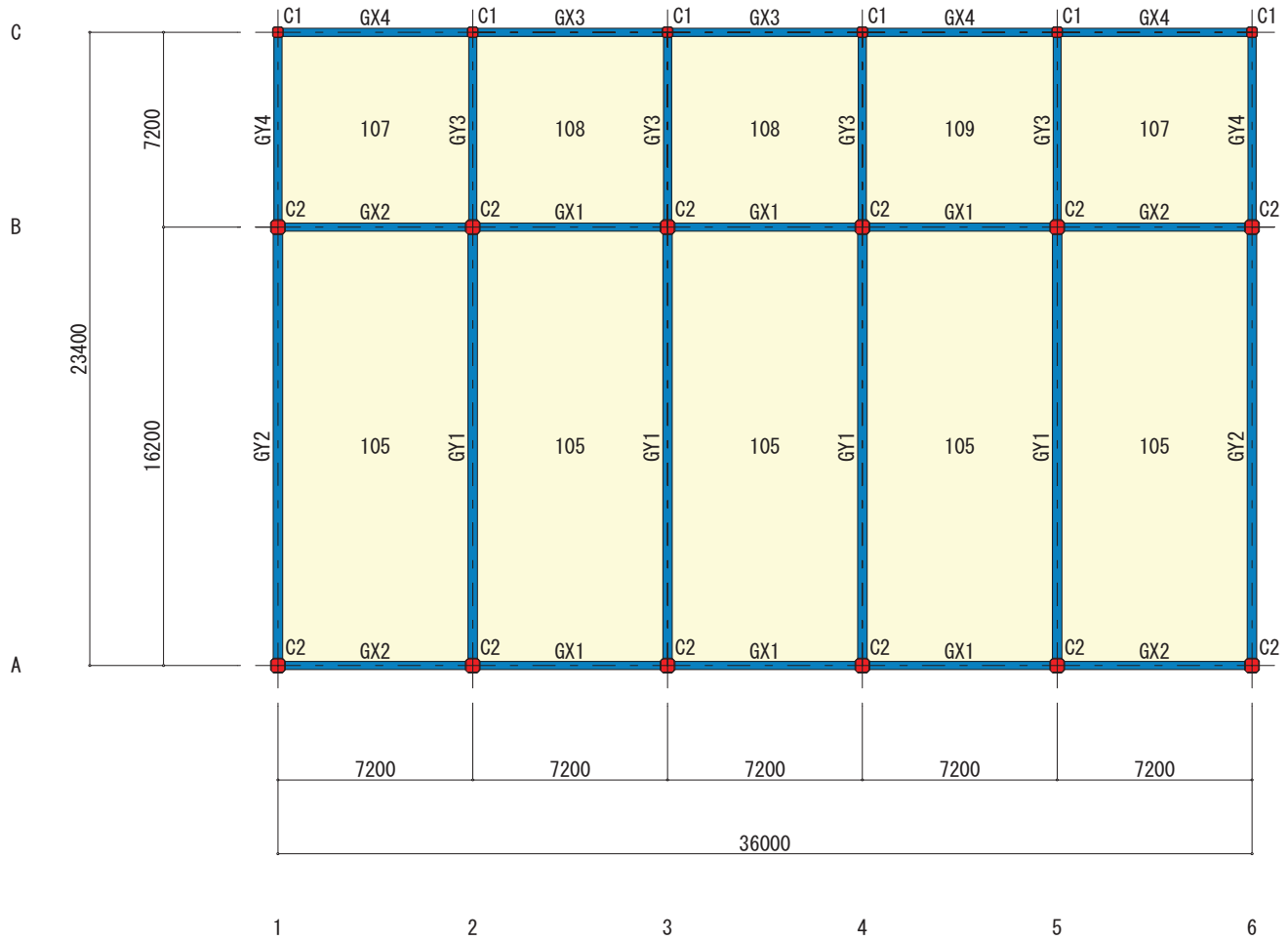
C
B
A
C1
C2
GX4
GX3
GX2
GX1
GY4
GY3
GY2
GY1
107
108
109
105
7200
16200
23400
36000
1
2
3
4
5
6

9F 層 (S=1/272)

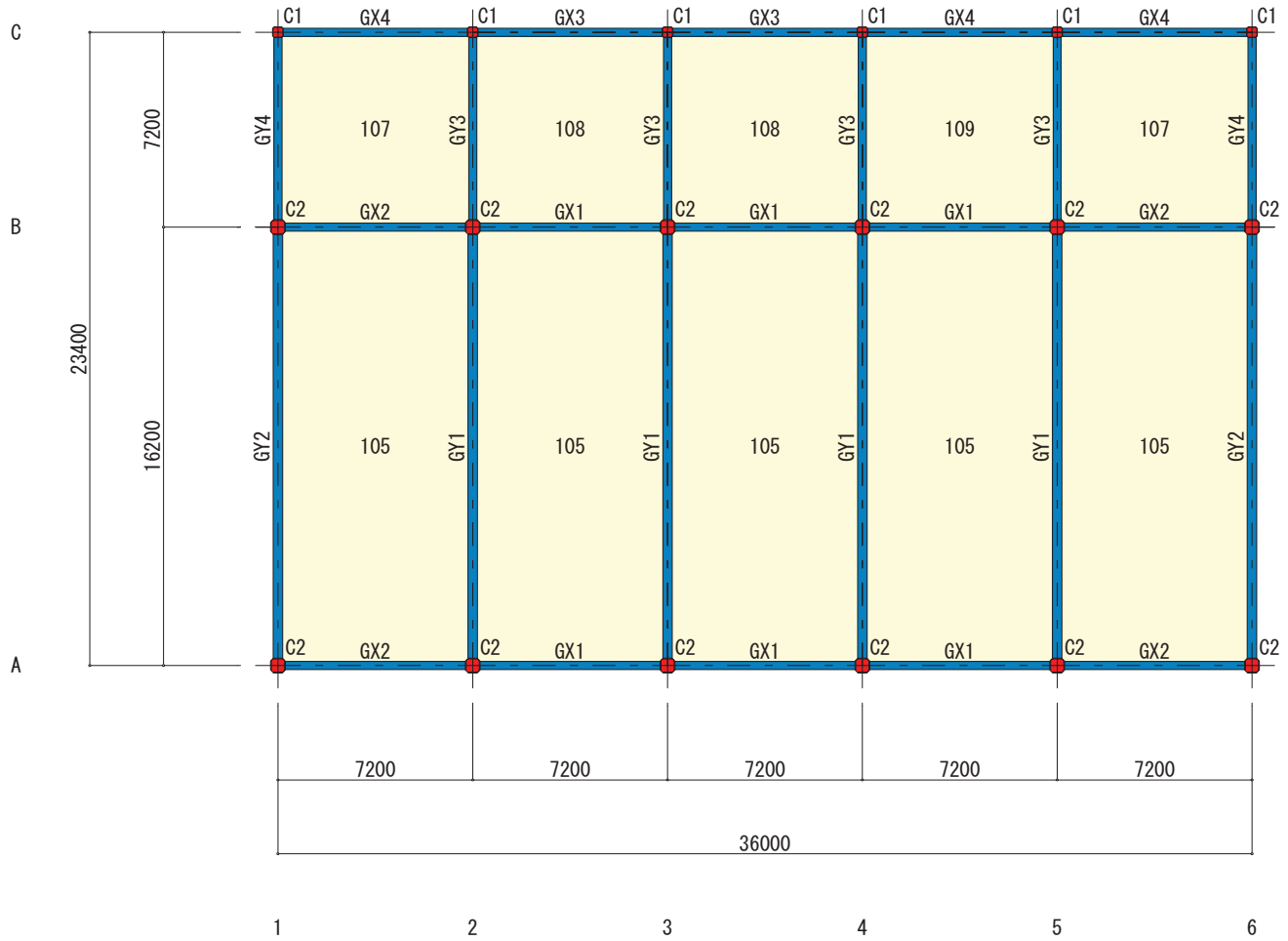
C
B
A
C1
C2
GX4
GX3
GX2
GX1
GY4
GY3
GY2
GY1
107
108
108
109
107
105
105
105
105
105
7200
16200
23400
7200
7200
7200
7200
7200
36000
1
2
3
4
5
6

8F 層 (S=1/272)

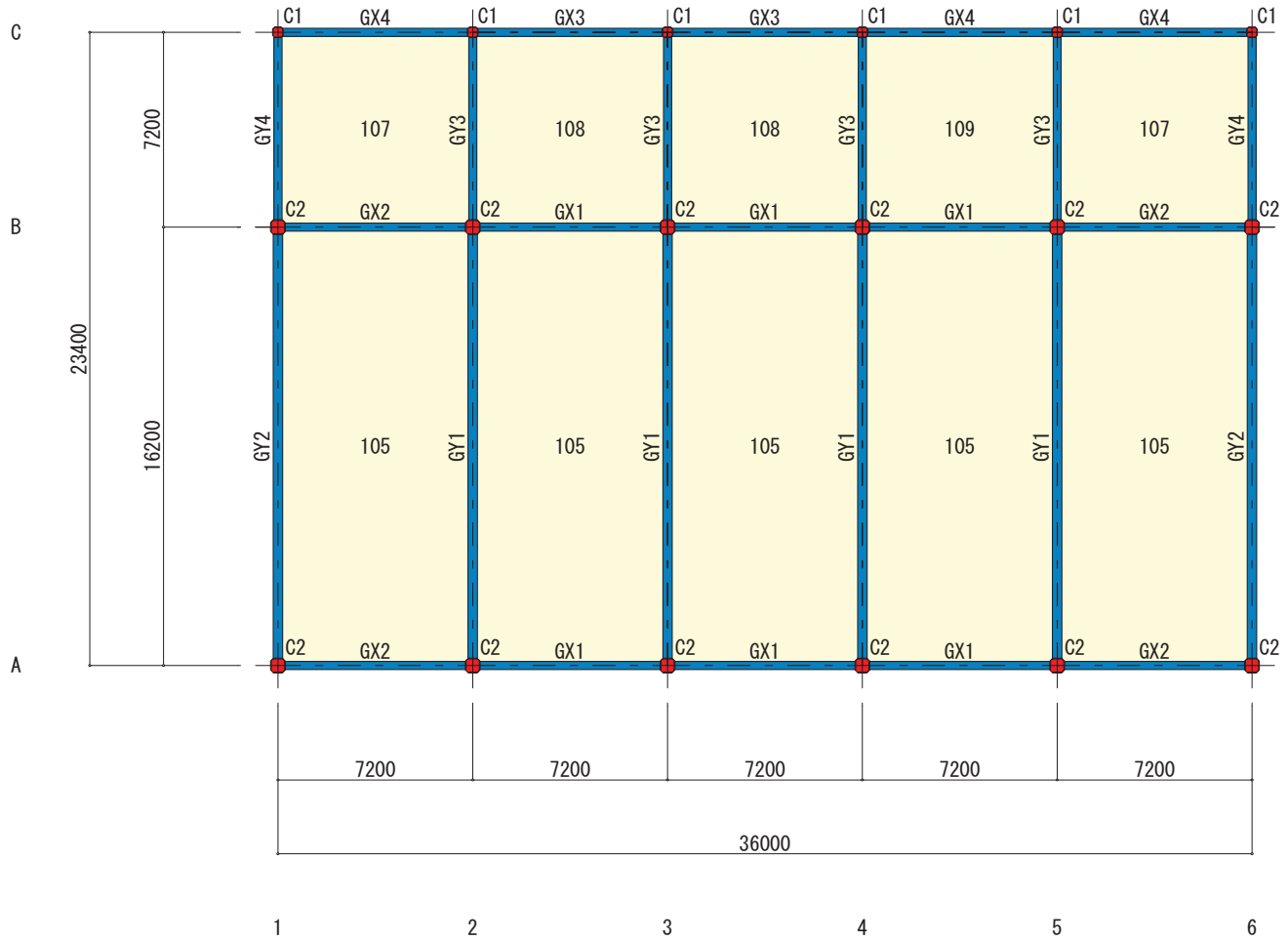
C
B
A
C1
C2
GX4
GX3
GX2
GX1
GY4
GY3
GY2
GY1
107
108
108
109
107
105
105
105
105
105
7200
16200
23400
7200
7200
7200
7200
7200
36000
1
2
3
4
5
6

7F 層 (S=1/272)

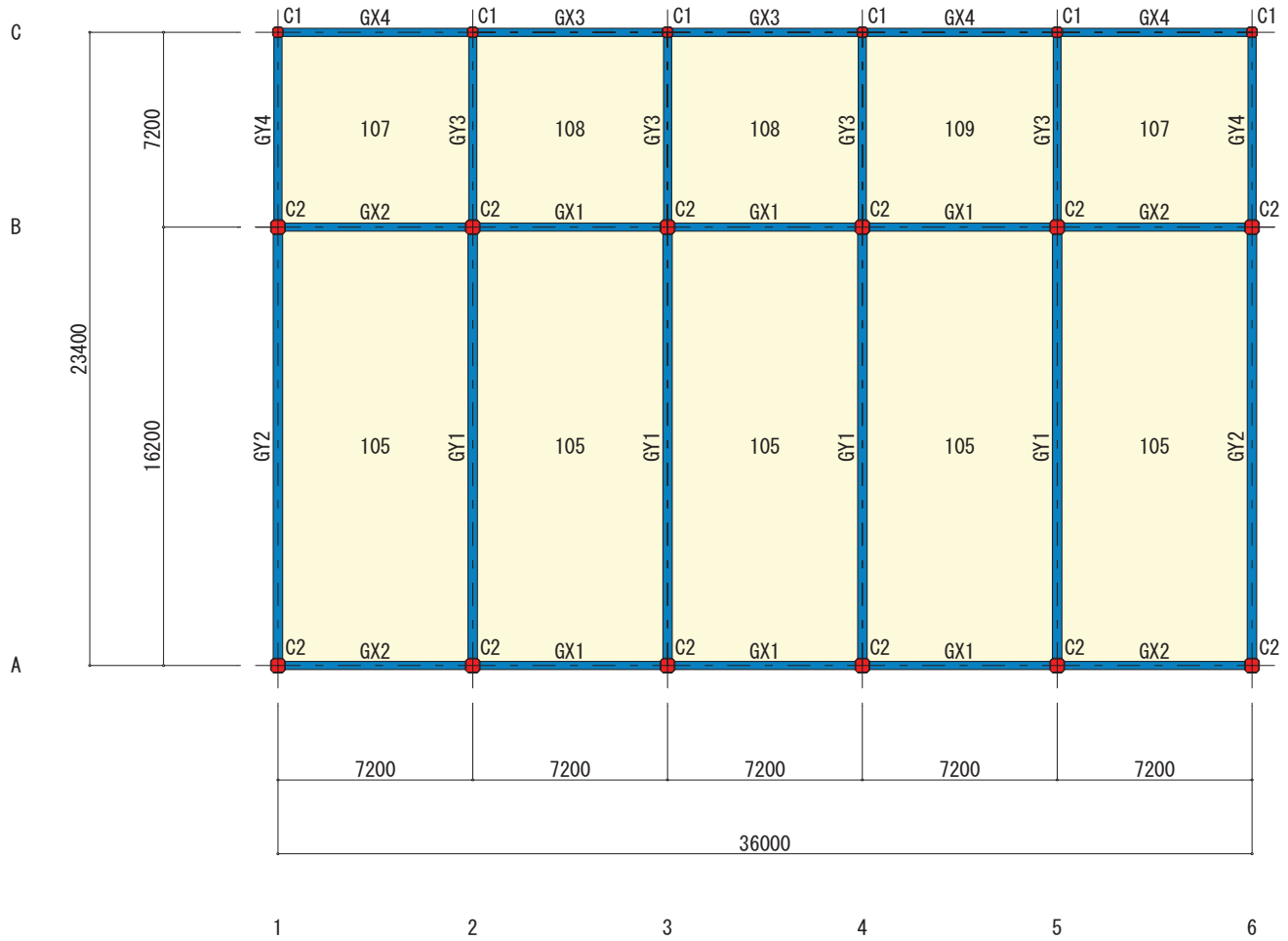
C
B
A
C1
C2
GX1
GX2
GX3
GX4
GY1
GY2
GY3
GY4
105
107
108
109
7200
16200
23400
36000
1
2
3
4
5
6

6F 層 (S=1/272)

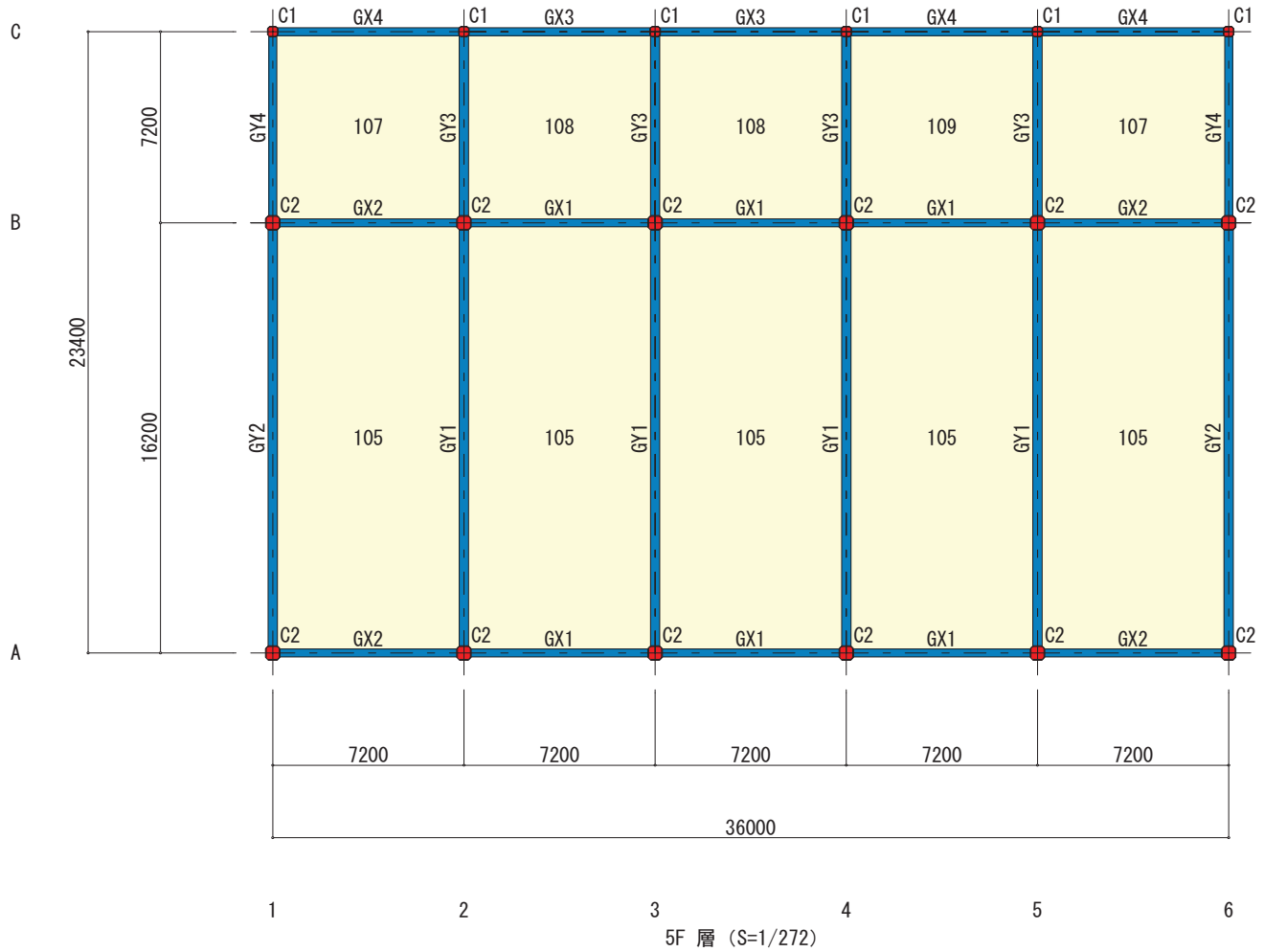
C
B
A
C1
C2
GX4
GX3
GX2
GX1
GY4
GY3
GY2
GY1
107
108
108
109
107
105
105
105
105
105
7200
16200
23400
7200
7200
7200
7200
7200
36000
1
2
3
4
5
6

5F 層 (S=1/272)

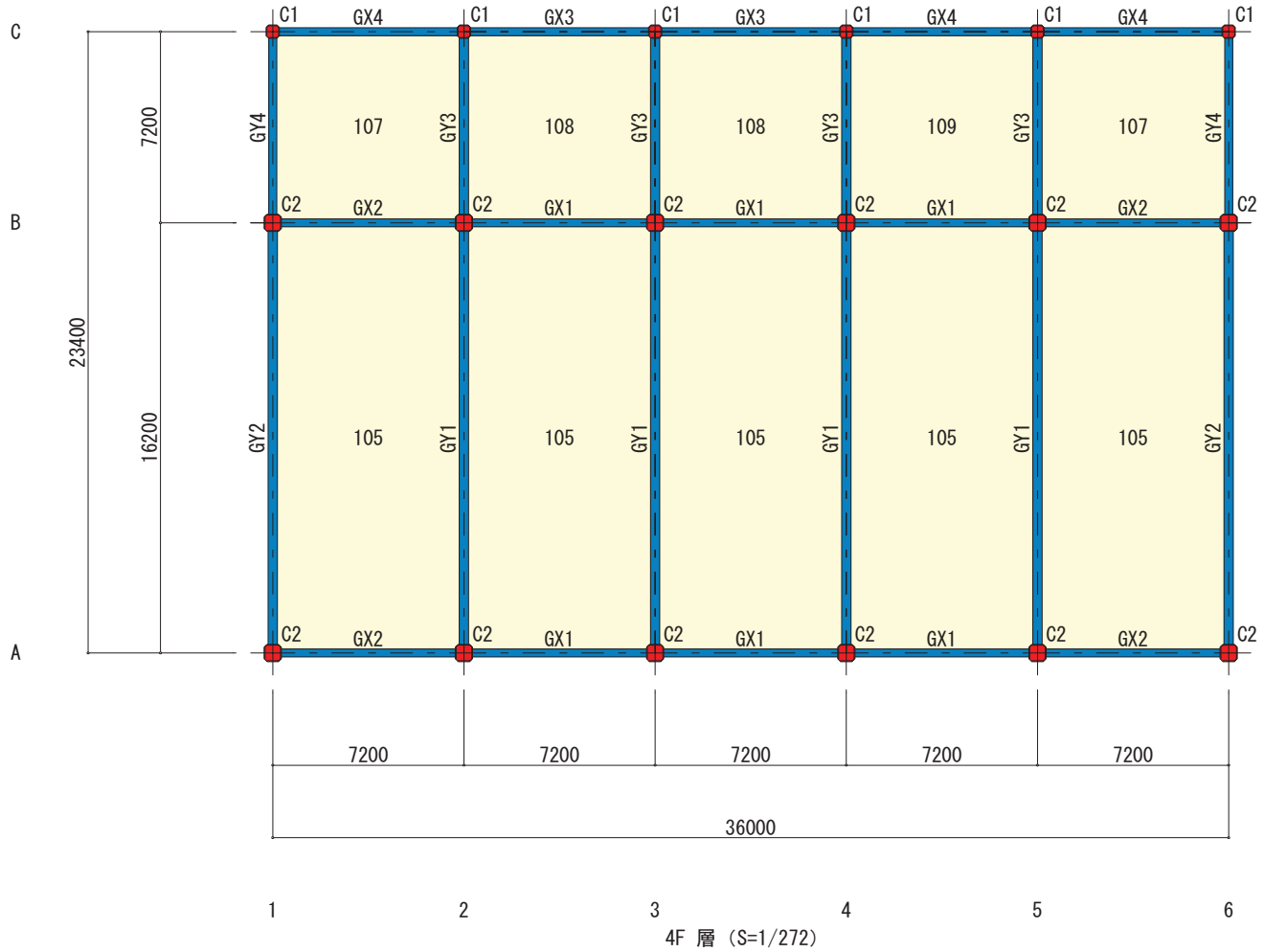
C
B
A
C1
C2
GX1
GX2
GX3
GX4
GY1
GY2
GY3
GY4
107
108
108
109
107
105
105
105
105
105
7200
16200
23400
7200
7200
7200
7200
7200
36000
1
2
3
4
5
6

4F 層 (S=1/272)

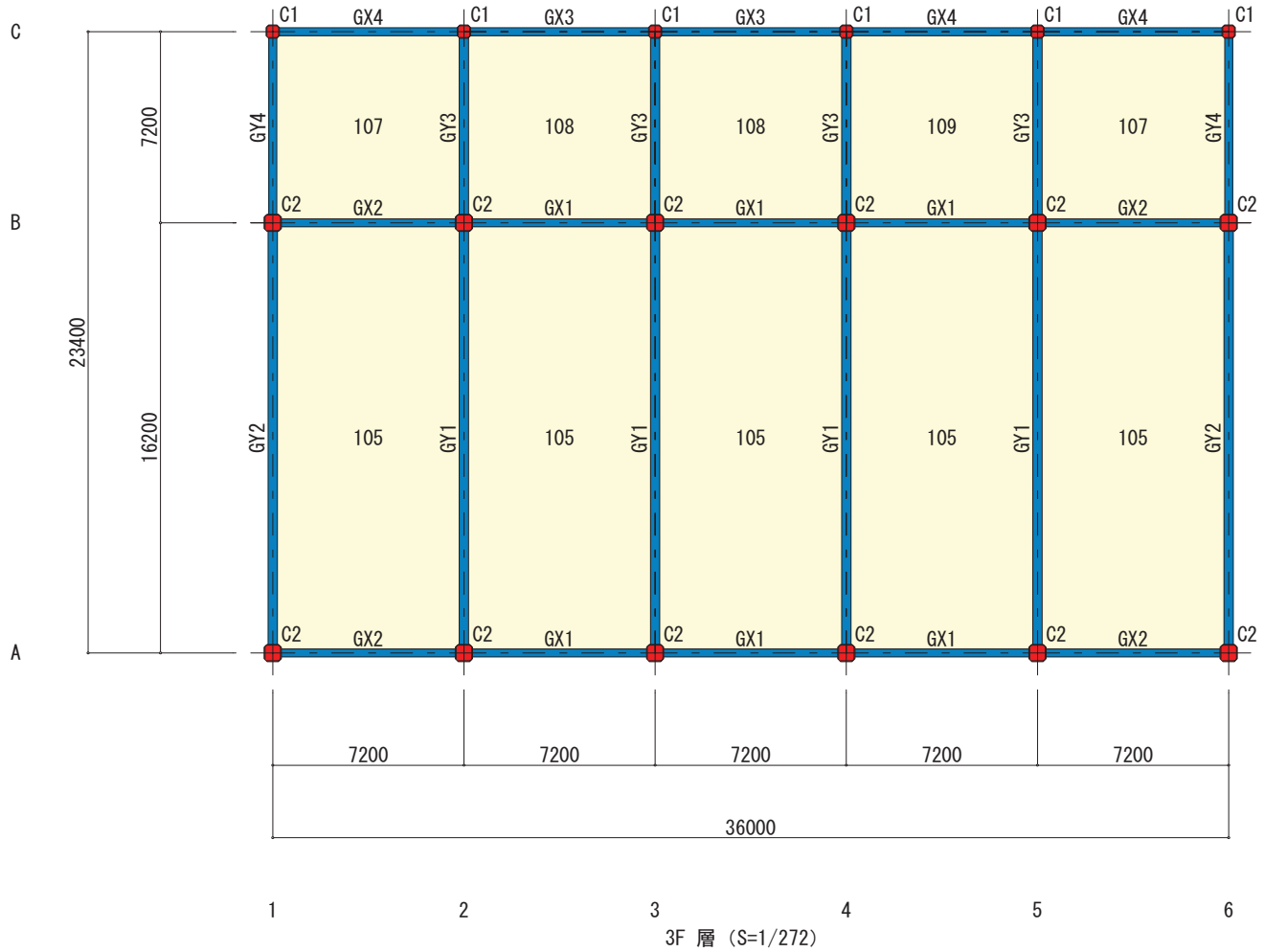
C
B
A
C1
C2
GX1
GX2
GX3
GX4
GY1
GY2
GY3
GY4
105
107
108
109
7200
16200
23400
36000
1
2
3
4
5
6

3F 層 (S=1/272)

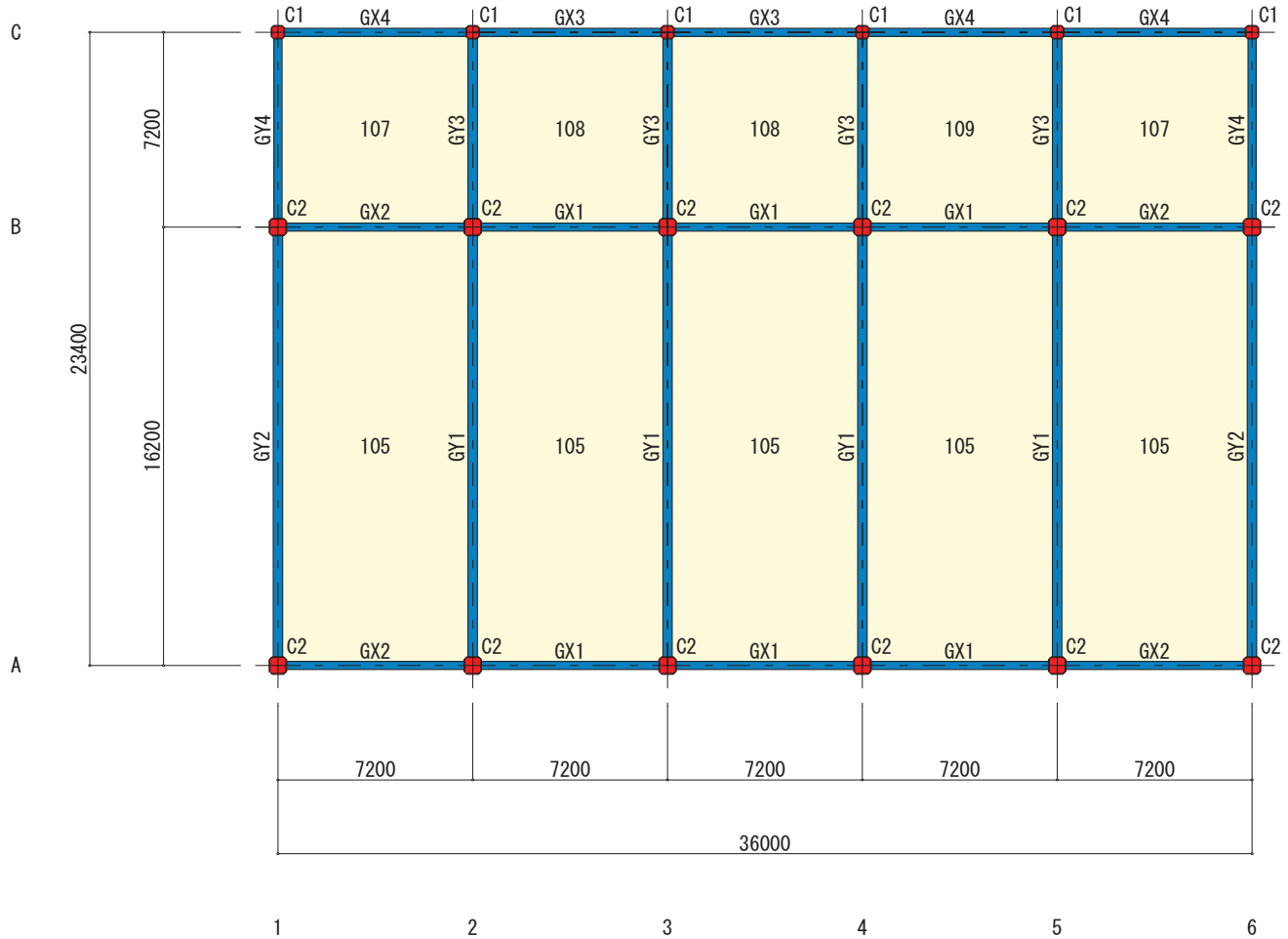
C
B
A
C1
C2
GX1
GX2
GX3
GX4
GY1
GY2
GY3
GY4
105
107
108
109
7200
16200
23400
36000
1
2
3
4
5
6

2F 層 (S=1/272)

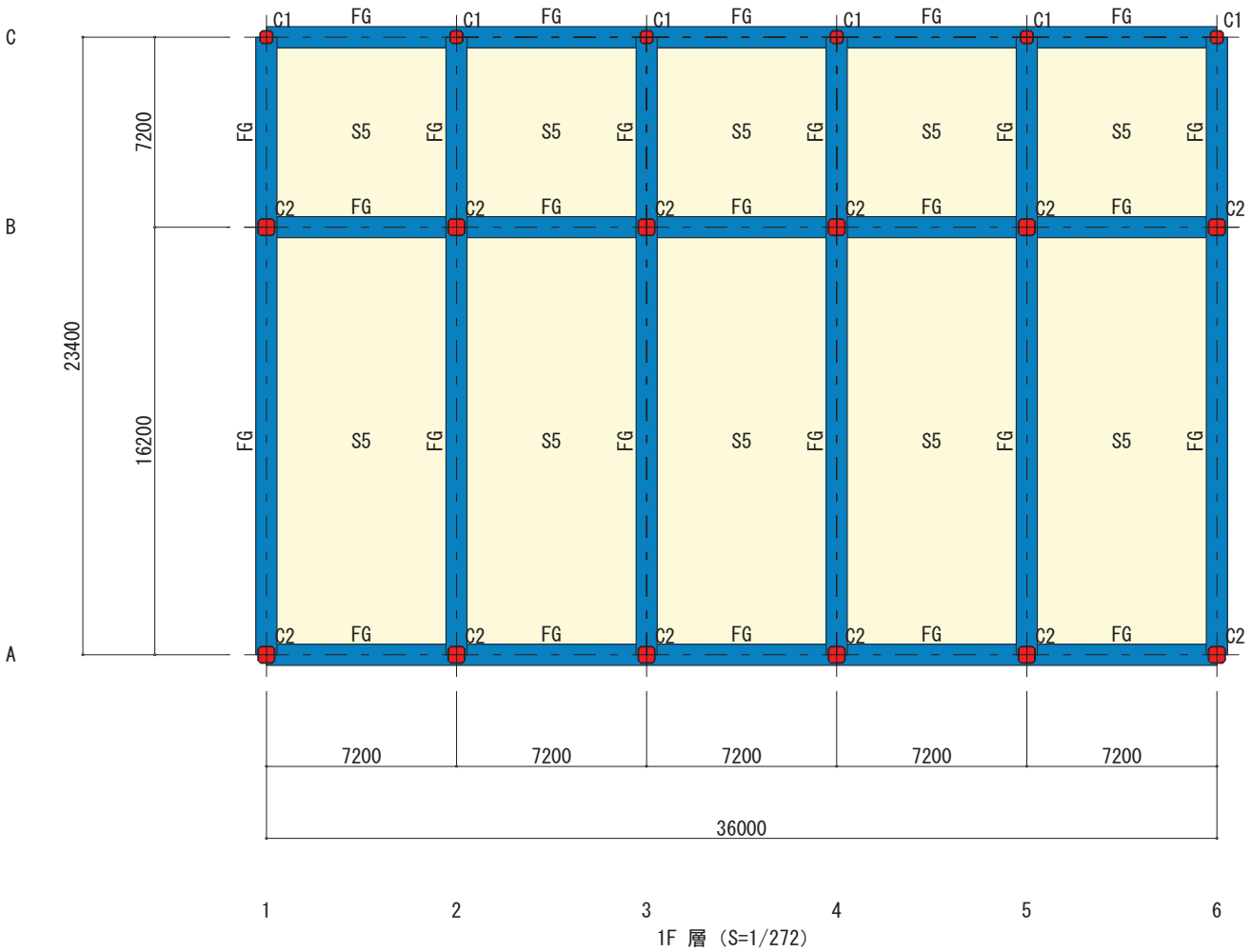

I-1.2.2　床スラブ・小ばり配置

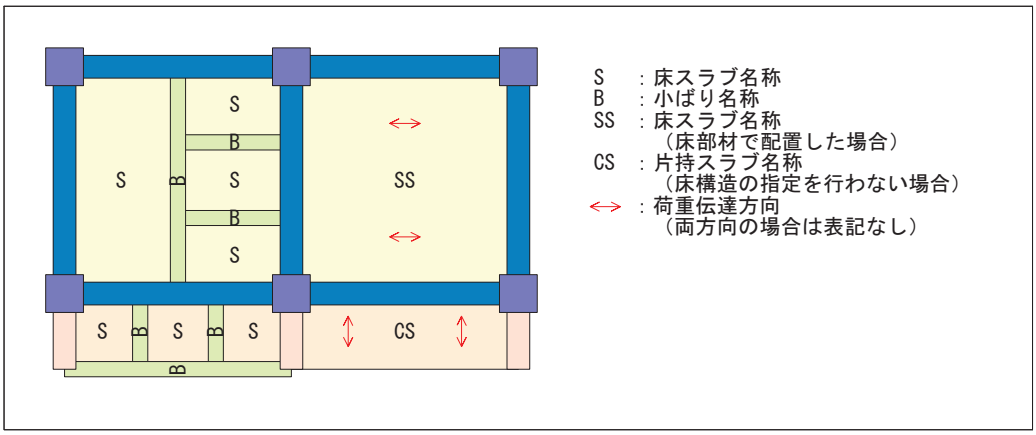

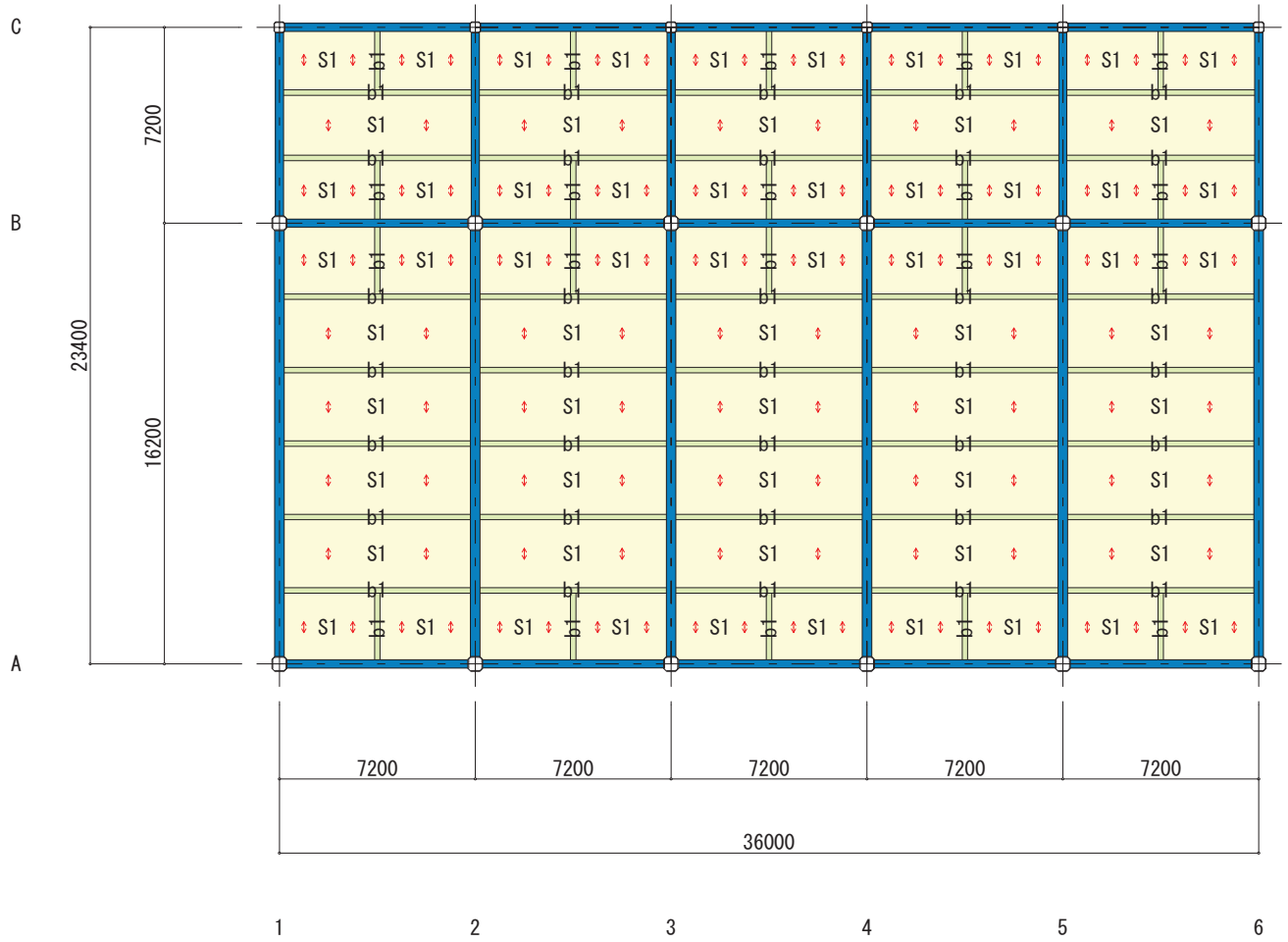
C
B
A
23400
7200
16200
S1
b1
7200
7200
7200
7200
7200
36000
1
2
3
4
5
6

14F 層 (S=1/272)

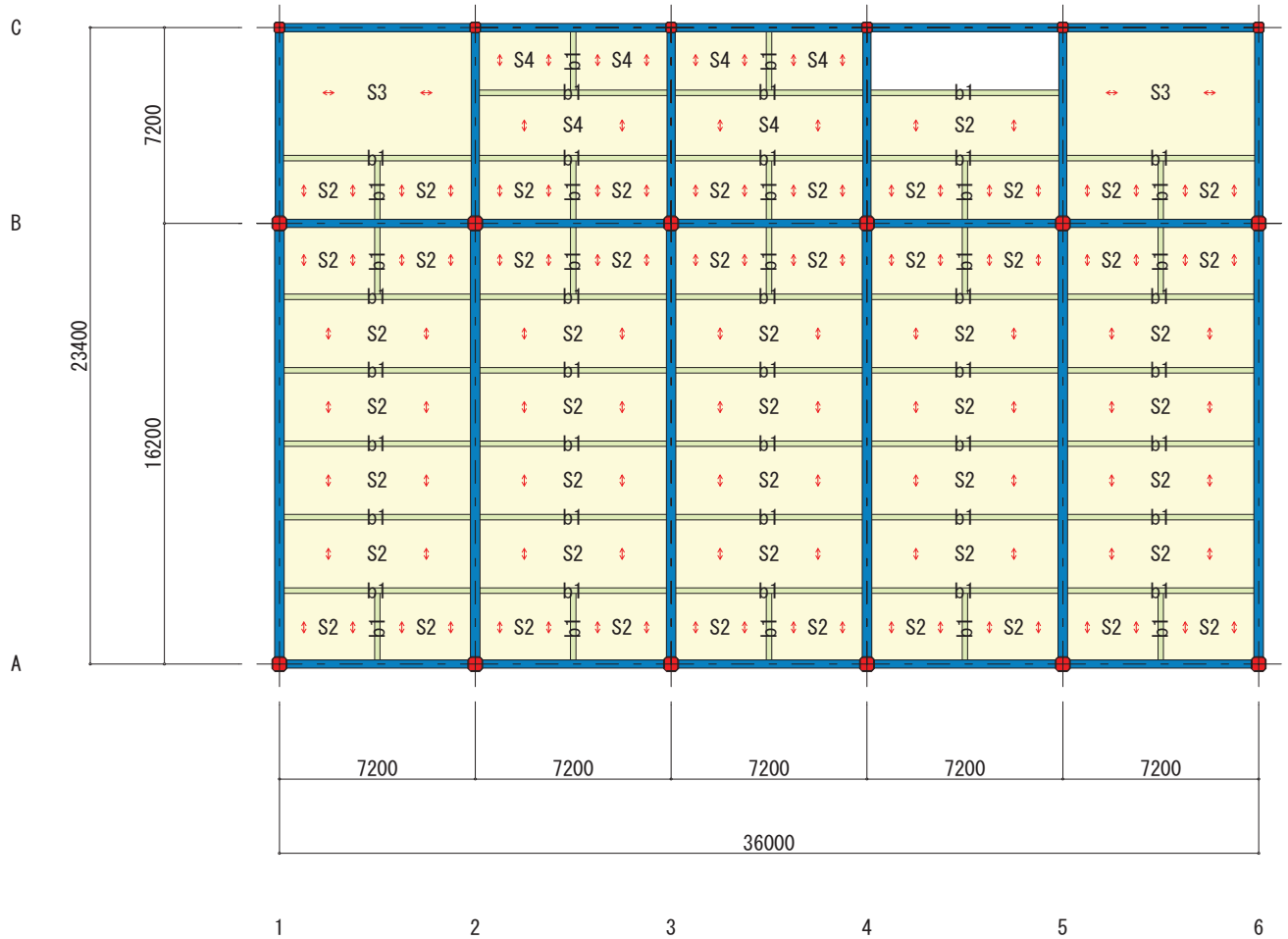
C
B
A
7200
16200
23400
S3
S4
S2
b1
7200
7200
7200
7200
7200
36000
1
2
3
4
5
6

13F 層 (S=1/272)

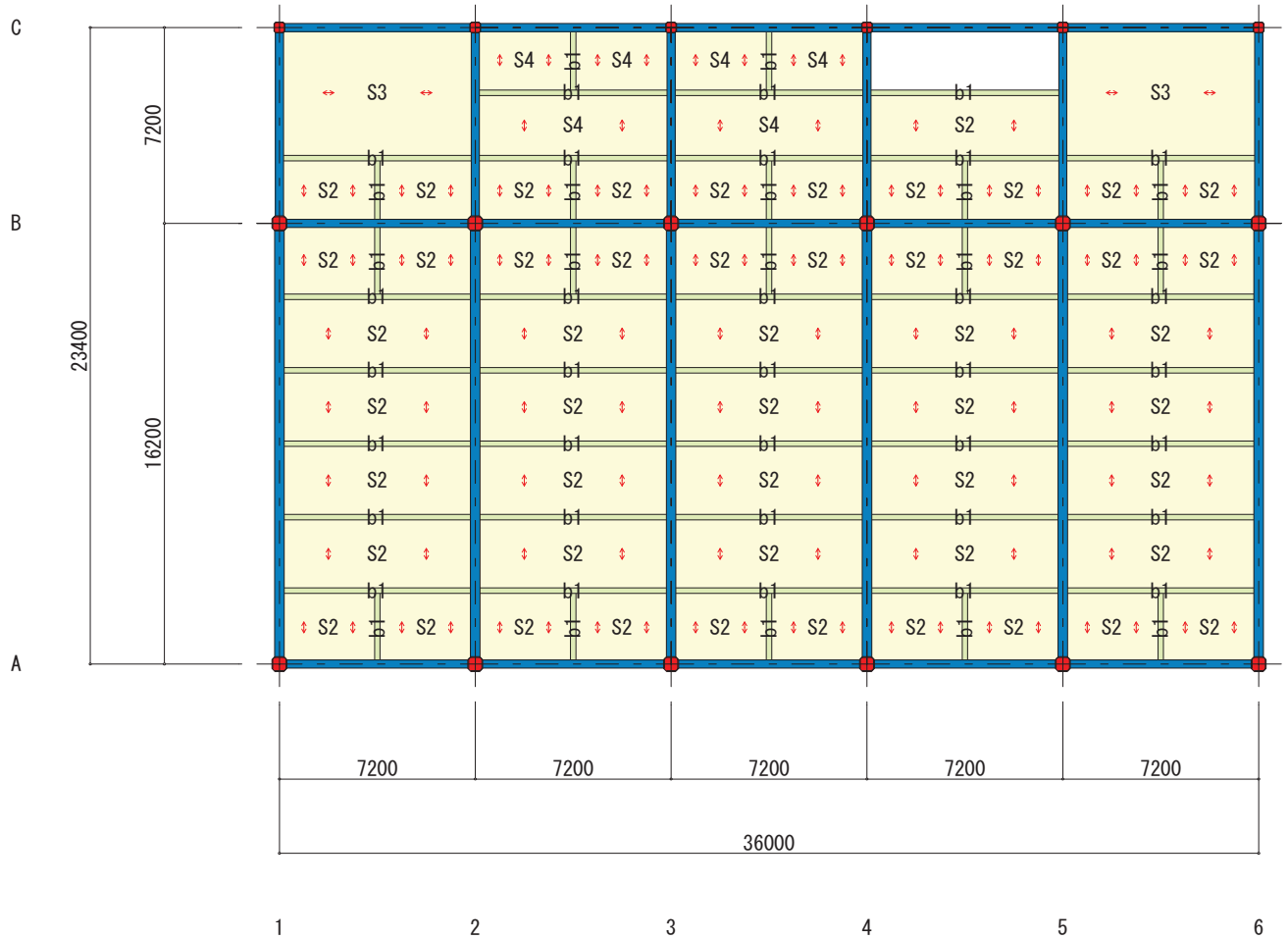
C
B
A
7200
16200
23400
S3
S4
S2
b1
7200
7200
7200
7200
7200
36000
1
2
3
4
5
6

12F 層 (S=1/272)

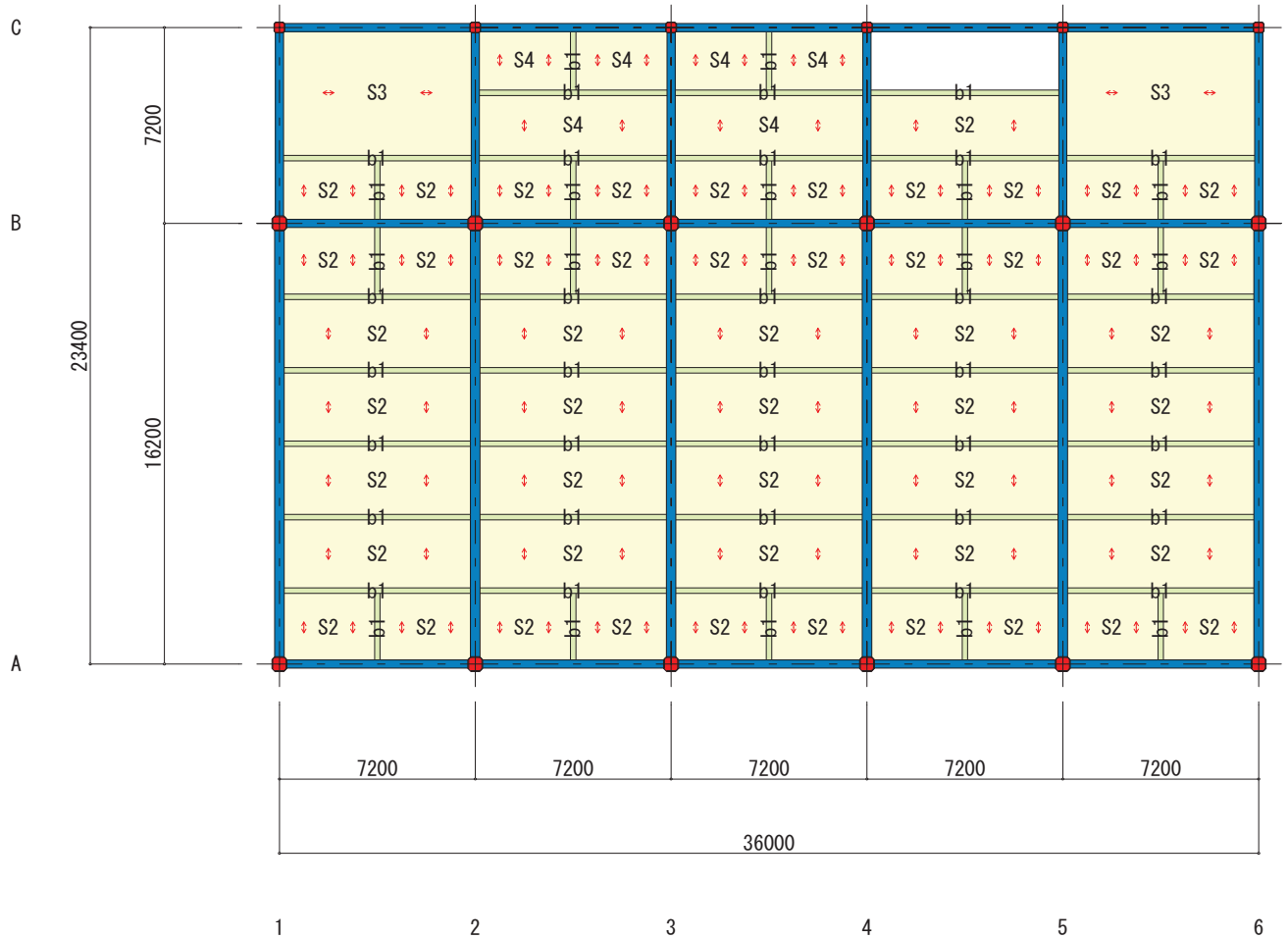
C
B
A
7200
16200
23400
S3
S4
S2
b1
7200
7200
7200
7200
7200
36000
1
2
3
4
5
6

11F 層 (S=1/272)

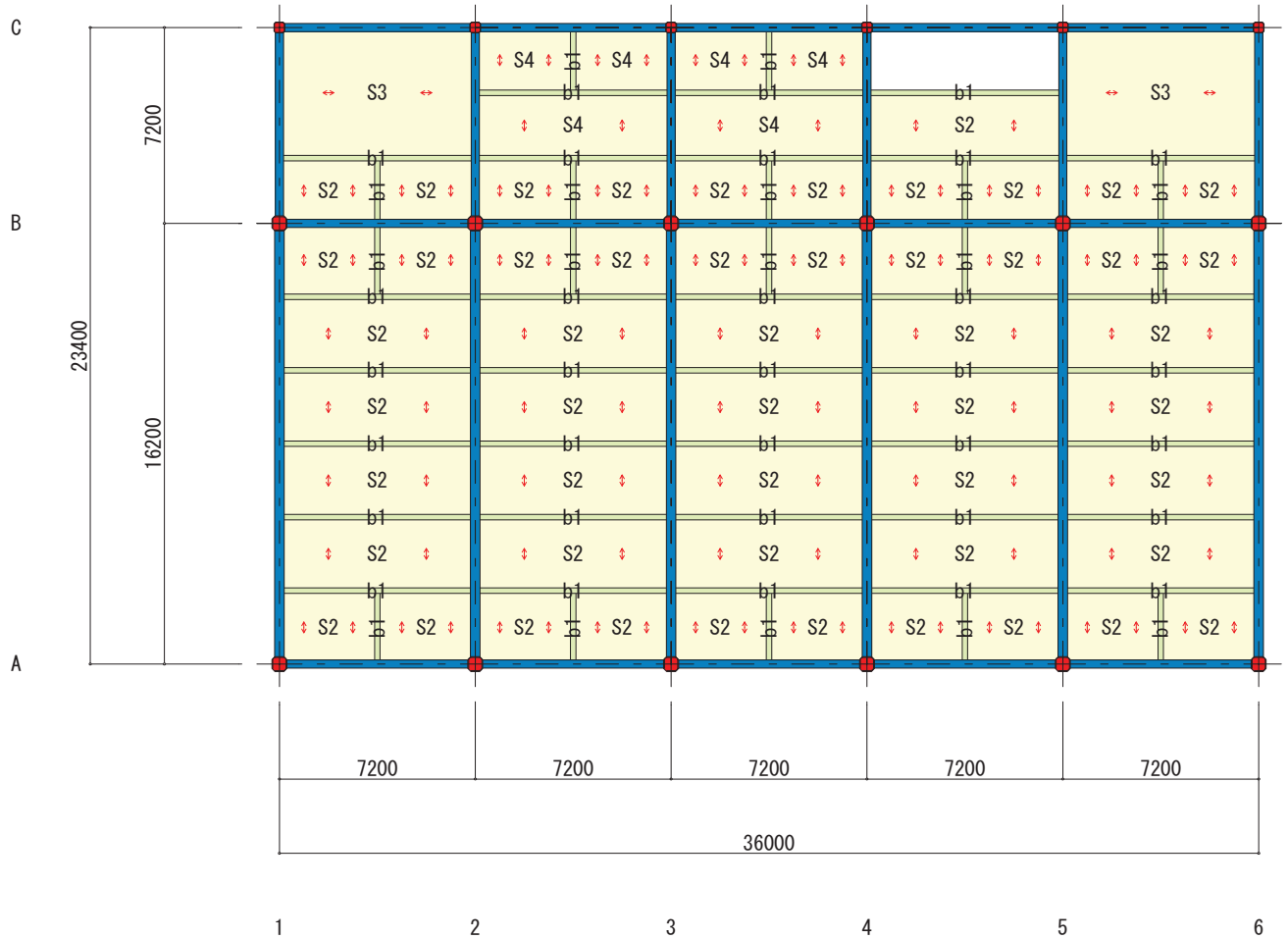
C
B
A
7200
16200
23400
S3
S4
S2
b1
7200
7200
7200
7200
7200
36000
1
2
3
4
5
6

10F 層 (S=1/272)

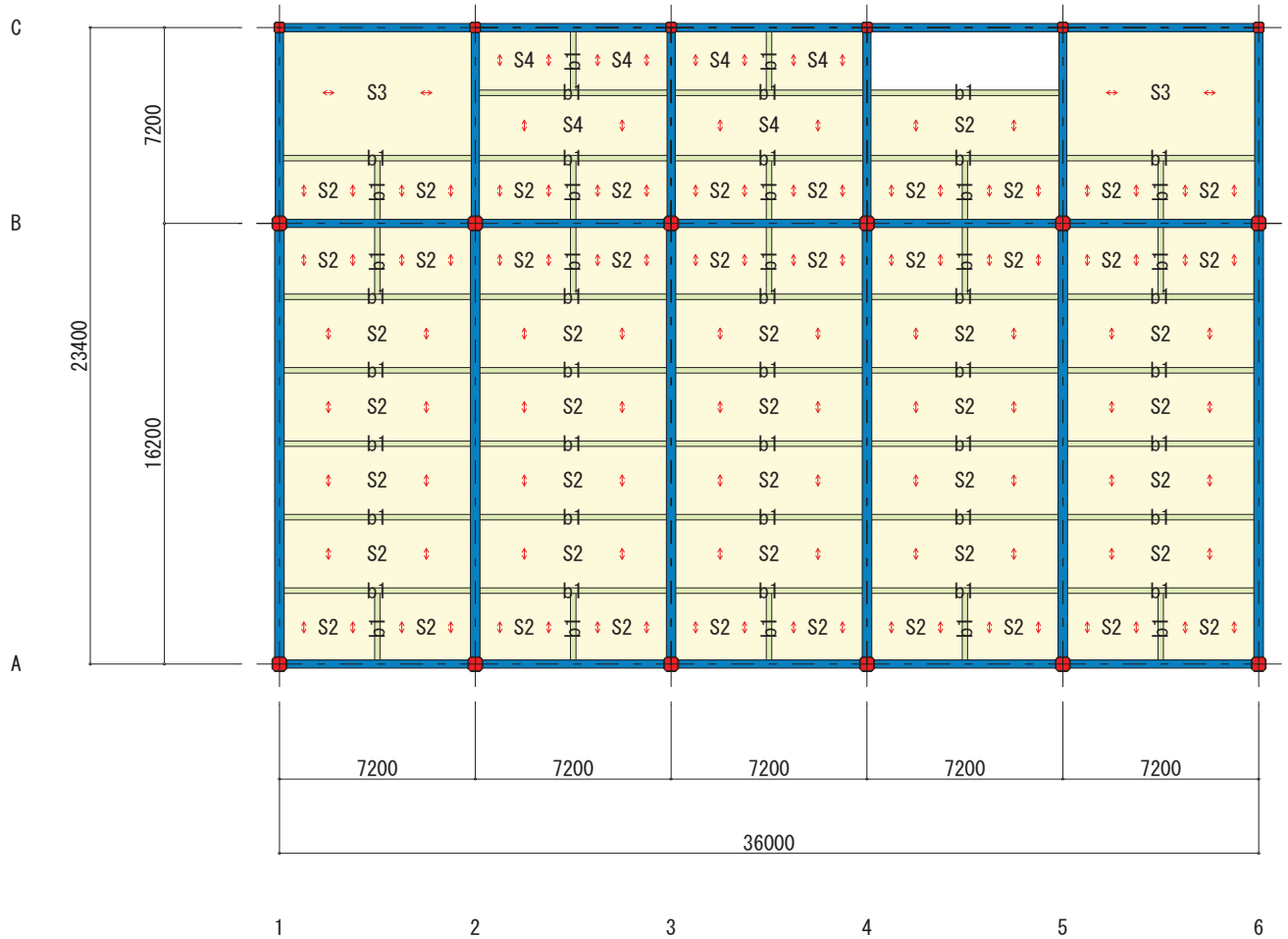
C
B
A
7200
16200
23400
S3
S4
S2
b1
7200
7200
7200
7200
7200
36000
1
2
3
4
5
6

9F 層 (S=1/272)

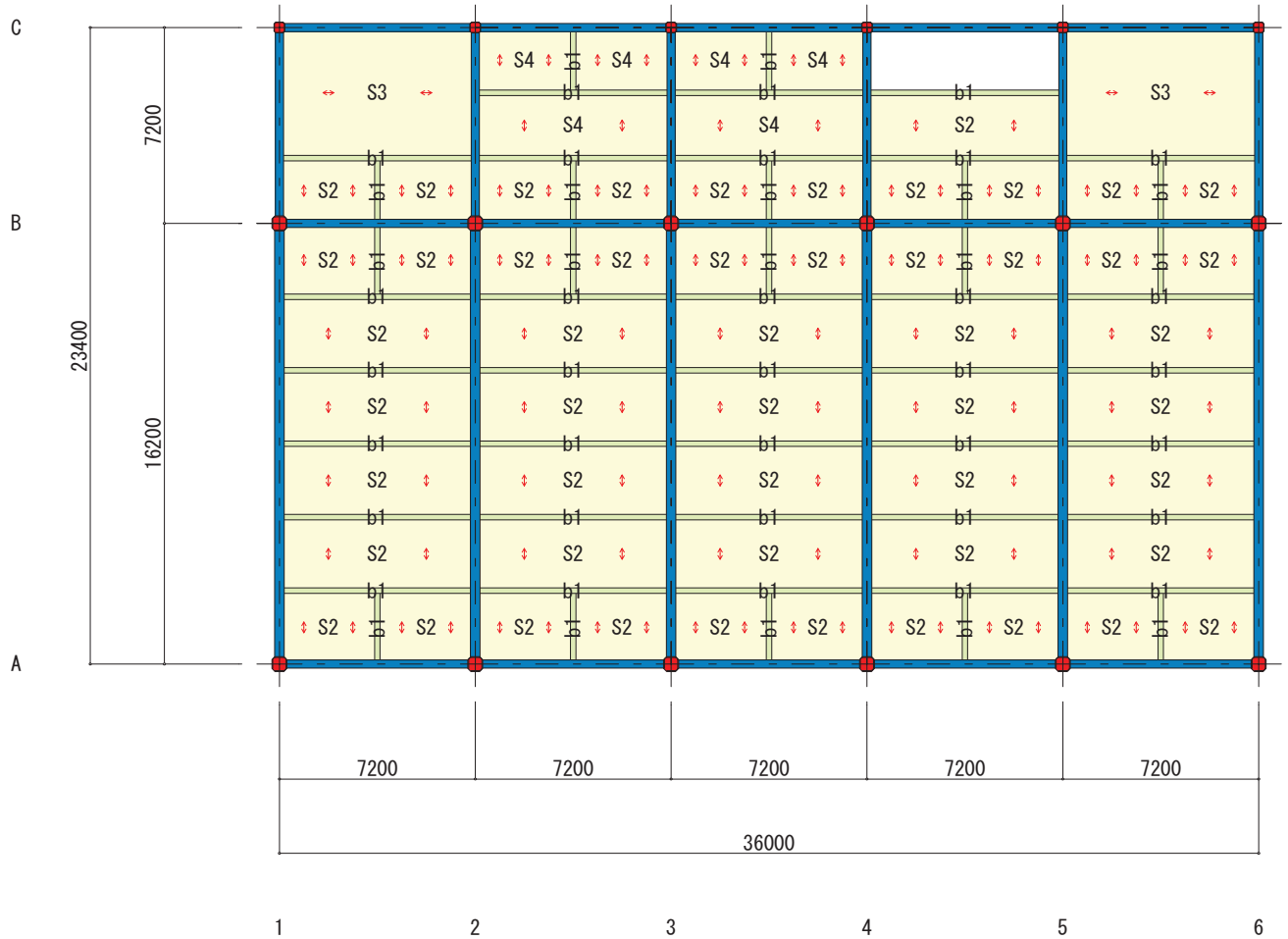
C
B
A
7200
16200
23400
S3
S4
S2
b1
7200
7200
7200
7200
7200
36000
1
2
3
4
5
6

8F 層 (S=1/272)

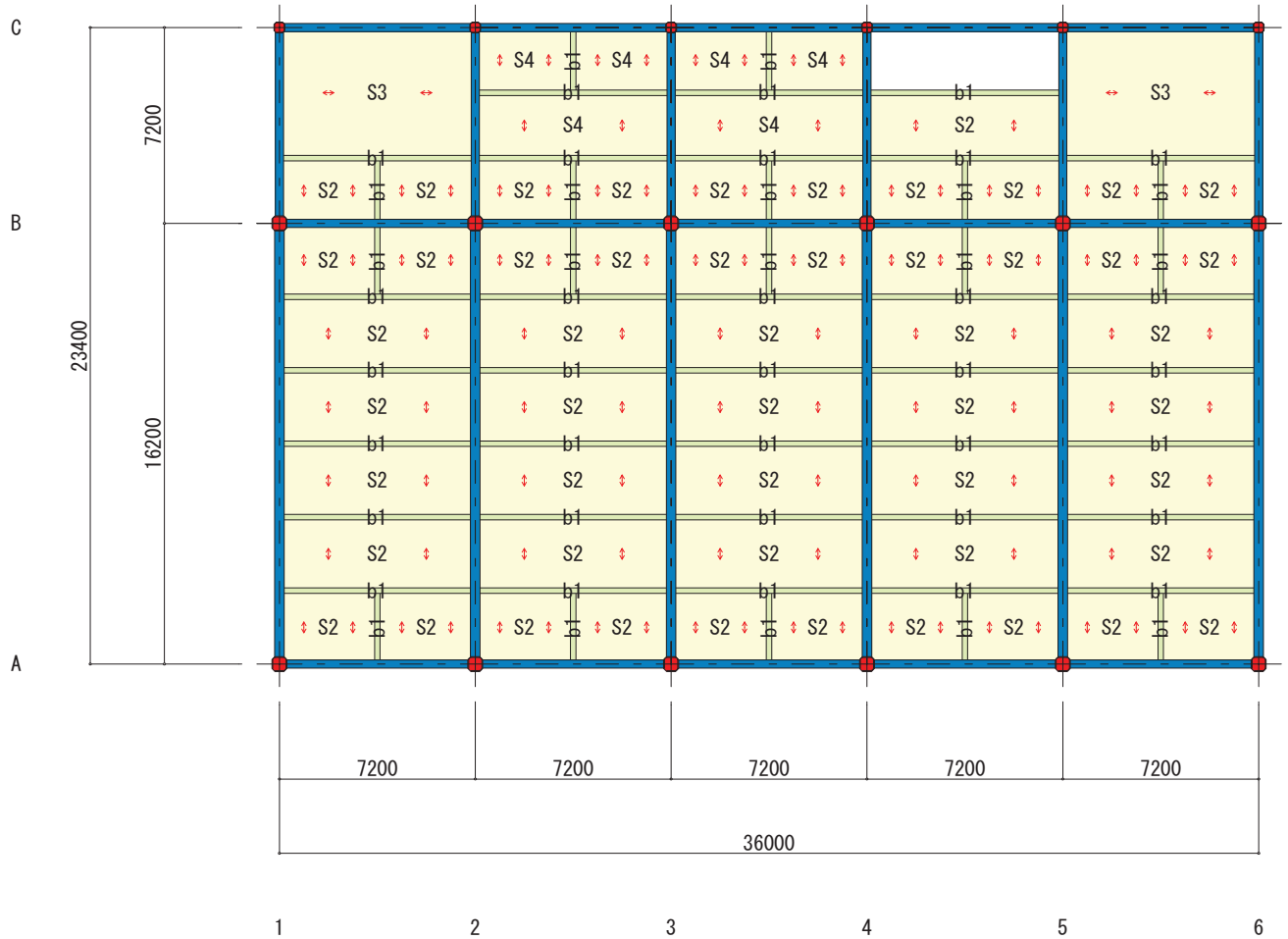
C
B
A
7200
16200
23400
S3
S4
S2
b1
7200
7200
7200
7200
7200
36000
1
2
3
4
5
6

7F 層 (S=1/272)

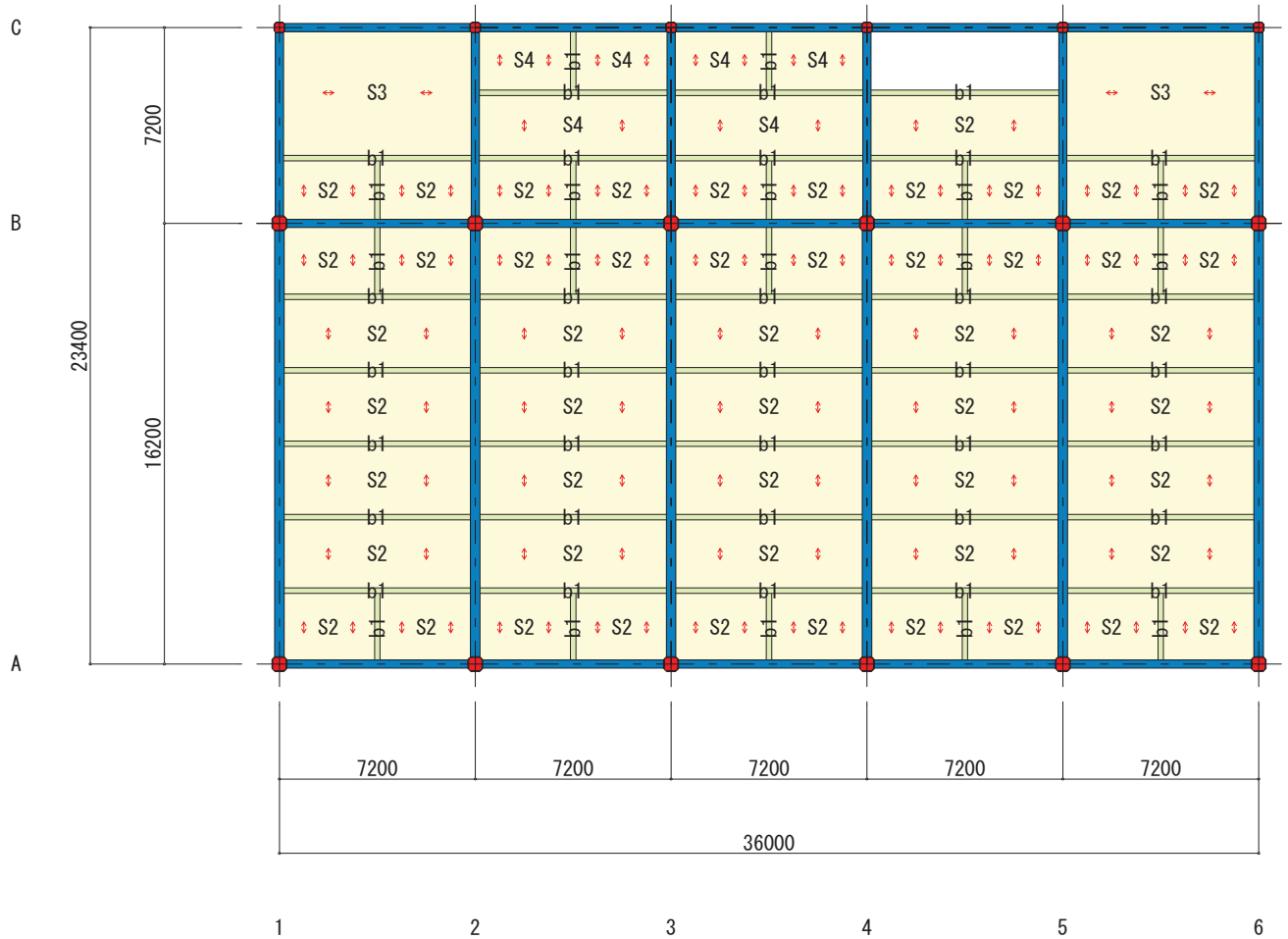
C
B
A
7200
16200
23400
S3
S4
S2
b1
7200
7200
7200
7200
7200
36000
1
2
3
4
5
6

6F 層 (S=1/272)

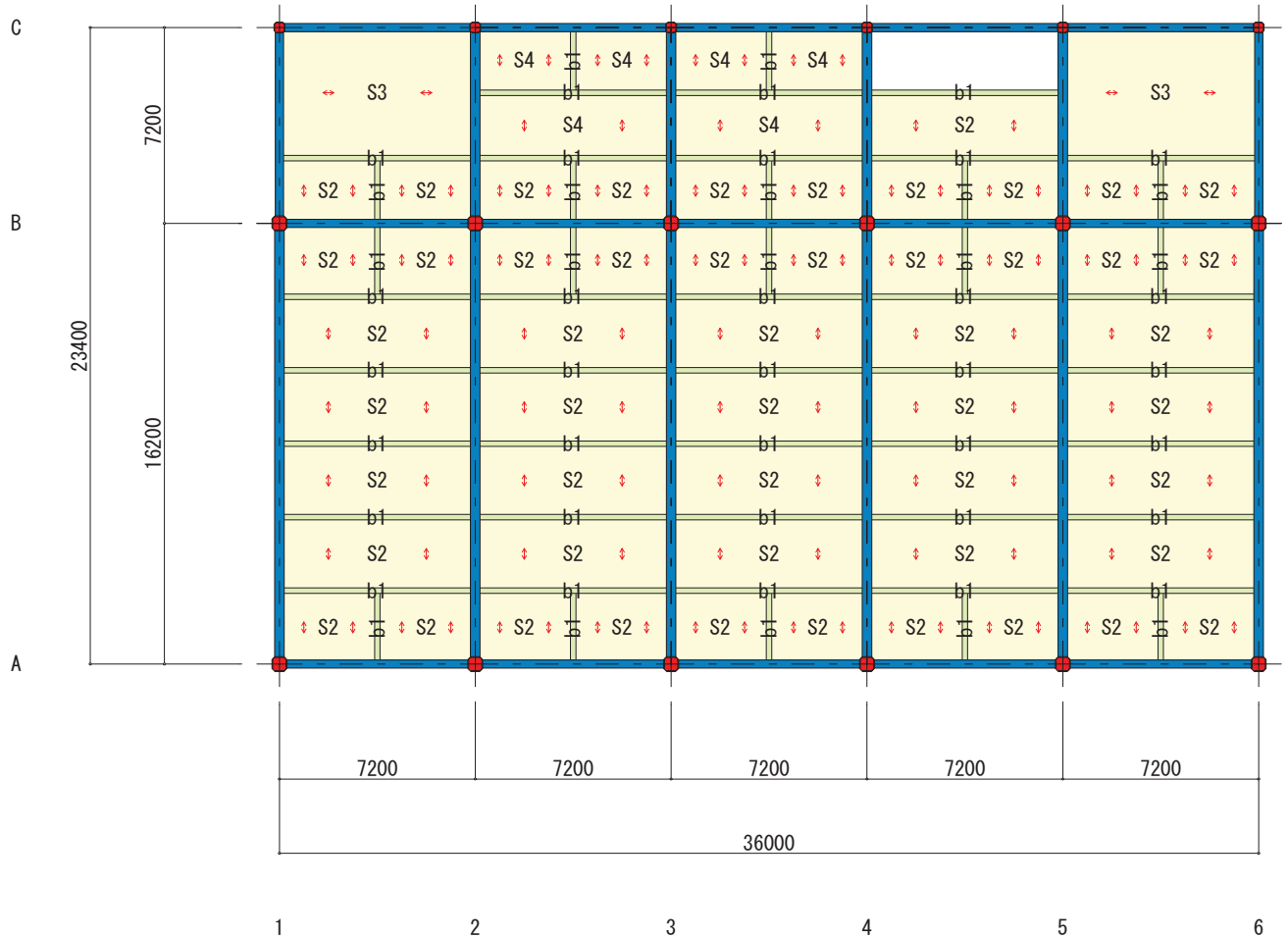
C
B
A
7200
16200
23400
S3
S4
S2
b1
7200
7200
7200
7200
7200
36000
1
2
3
4
5
6

5F 層 (S=1/272)

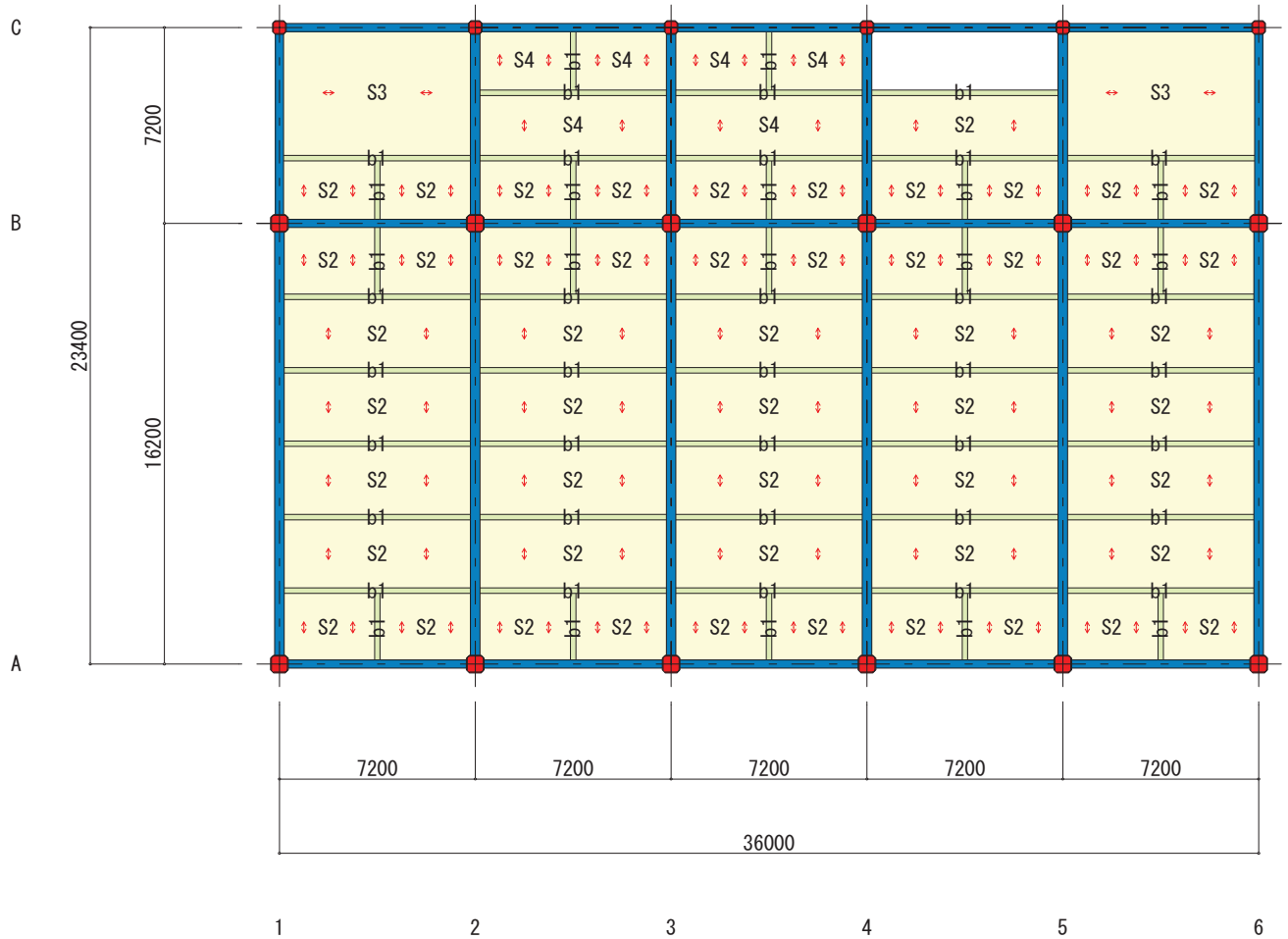
C
B
A
7200
16200
23400
S3
S4
S2
b1
7200
7200
7200
7200
7200
36000
1
2
3
4
5
6

4F 層 (S=1/272)

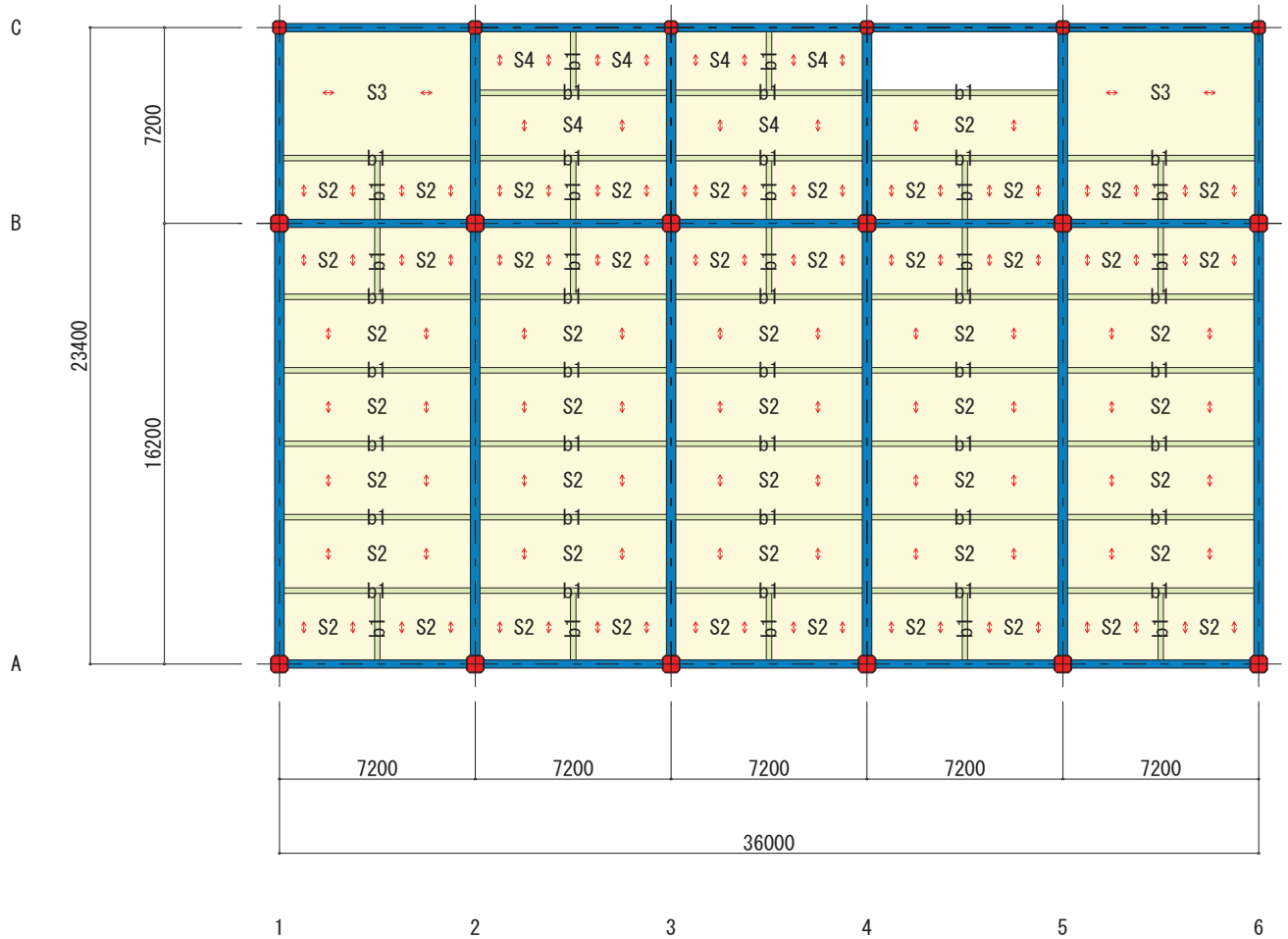
C
B
A
7200
16200
23400
S3
S4
S2
b1
7200
7200
7200
7200
7200
36000
1
2
3
4
5
6

3F 層 (S=1/272)

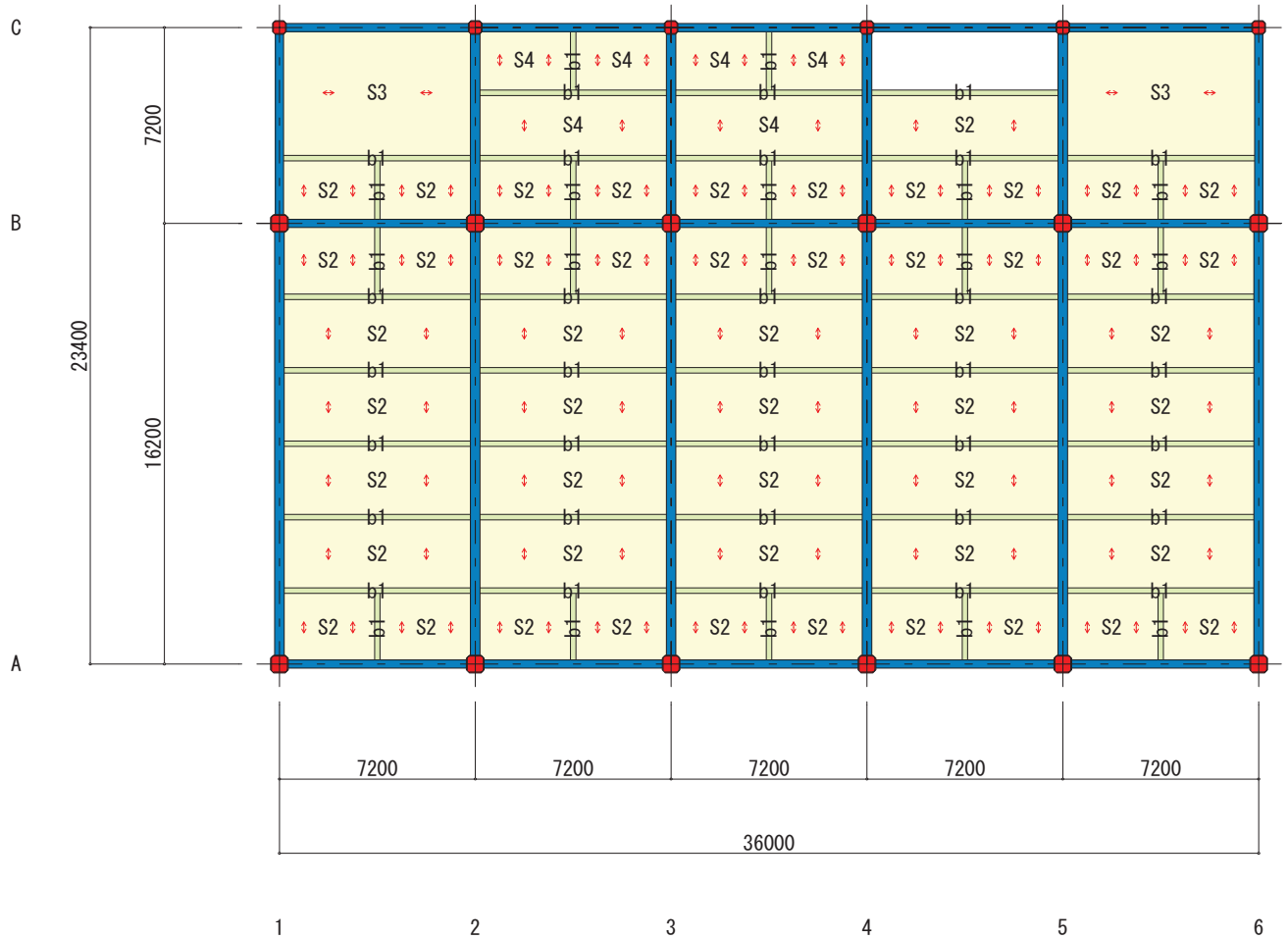
C
B
A
7200
16200
23400
S3
S4
S2
b1
7200
7200
7200
7200
7200
36000
1
2
3
4
5
6

2F 層 (S=1/272)

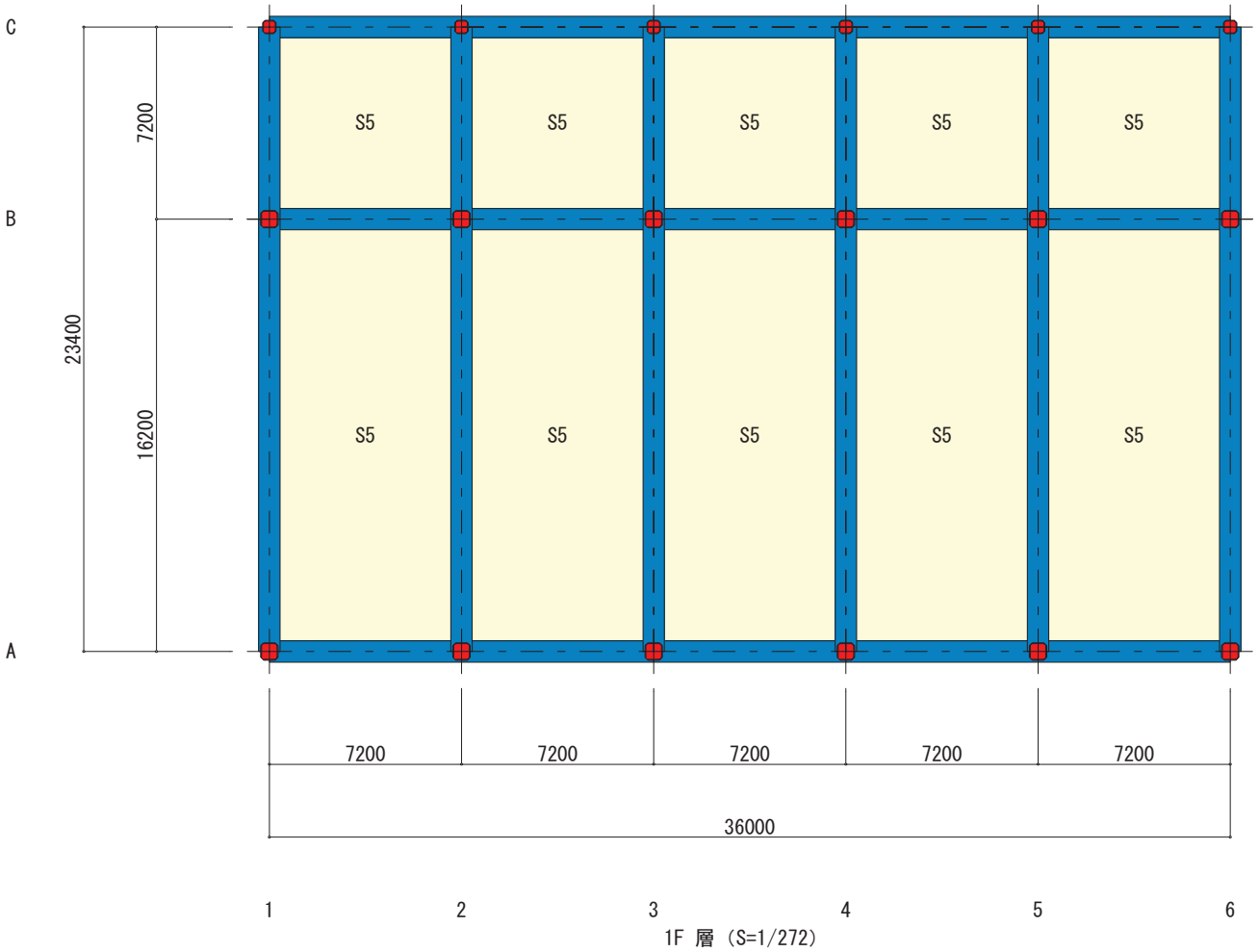

I-1.3　略軸組図

I-1.3.1　壁開口配置

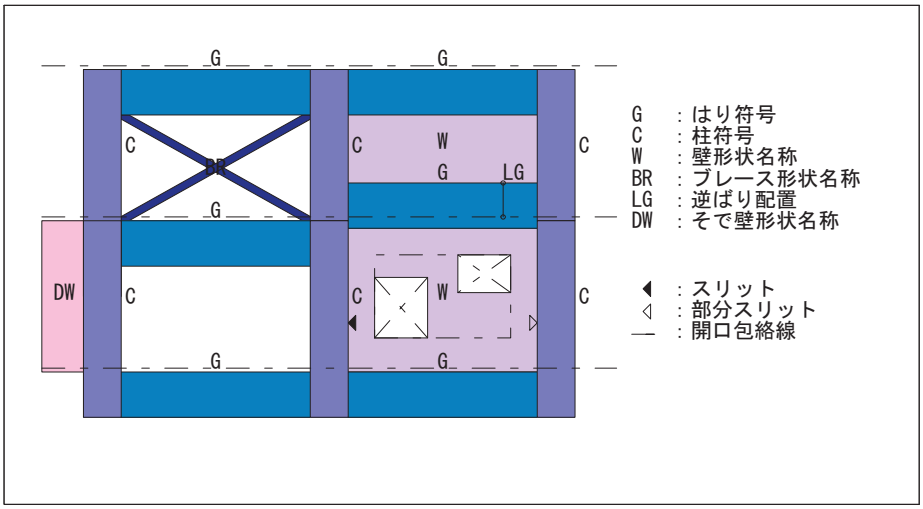


14F
13F
12F
11F
10F
9F
8F
7F
6F
5F
4F
3F
2F
1F
GL
4000
52000
GX2
GX1
C2
FG
7200
36000
1
2
3
4
5
6

A フレーム (S=1/272)


14F
13F
12F
11F
10F
9F
8F
7F
6F
5F
4F
3F
2F
1F
GL
52000
4000
GX2
GX1
C2
FG
7200
36000
1
2
3
4
5
6

B フレーム (S=1/272)


14F
13F
12F
11F
10F
9F
8F
7F
6F
5F
4F
3F
2F
1F
GL
52000
4000
GX4
GX3
C1
FG
7200
36000
1
2
3
4
5
6

C フレーム (S=1/272)

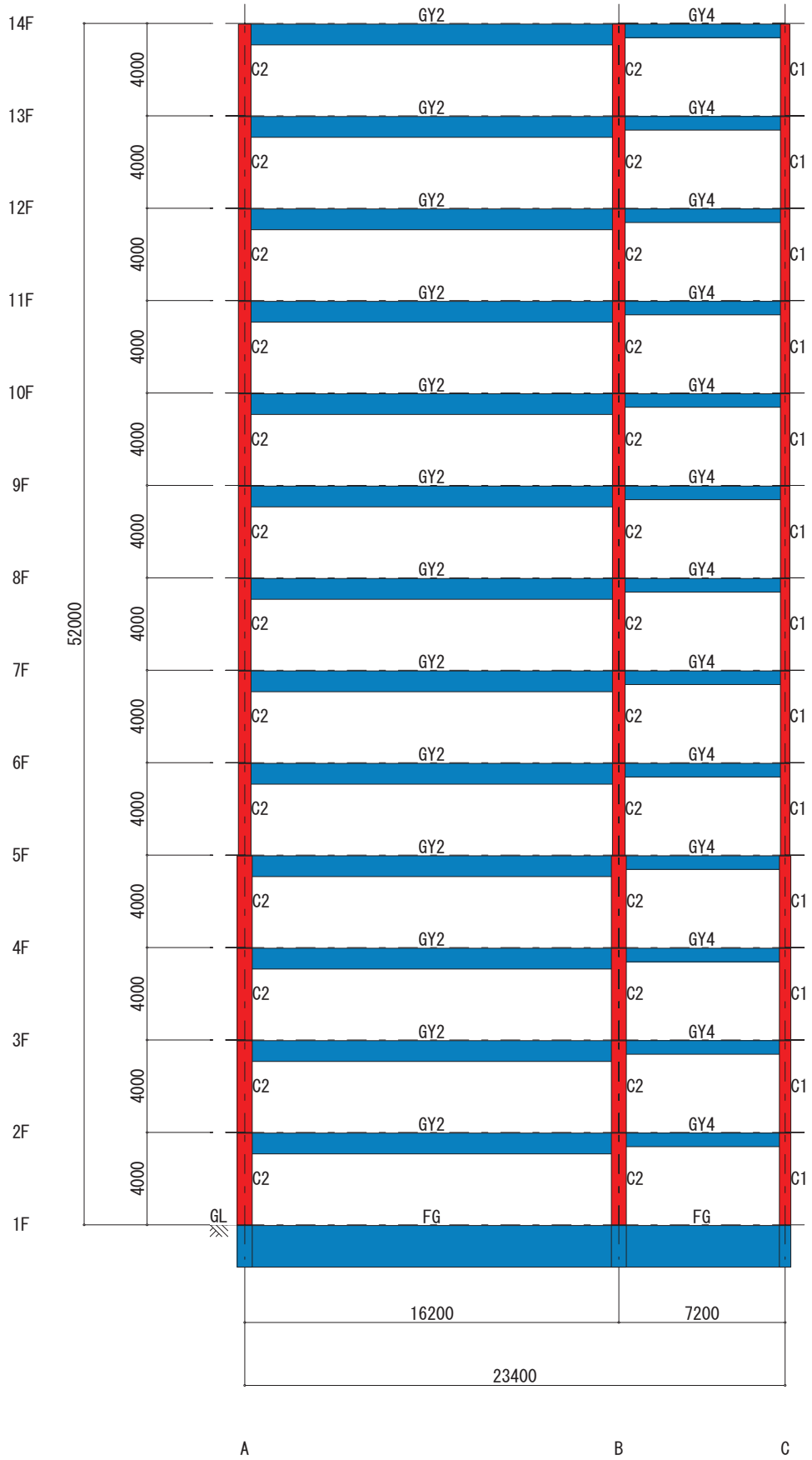
14F
13F
12F
11F
10F
9F
8F
7F
6F
5F
4F
3F
2F
1F
GL
52000
4000
GY2
GY4
C2
C1
FG
16200
7200
23400
A
B
C

1 フレーム (S=1/272)

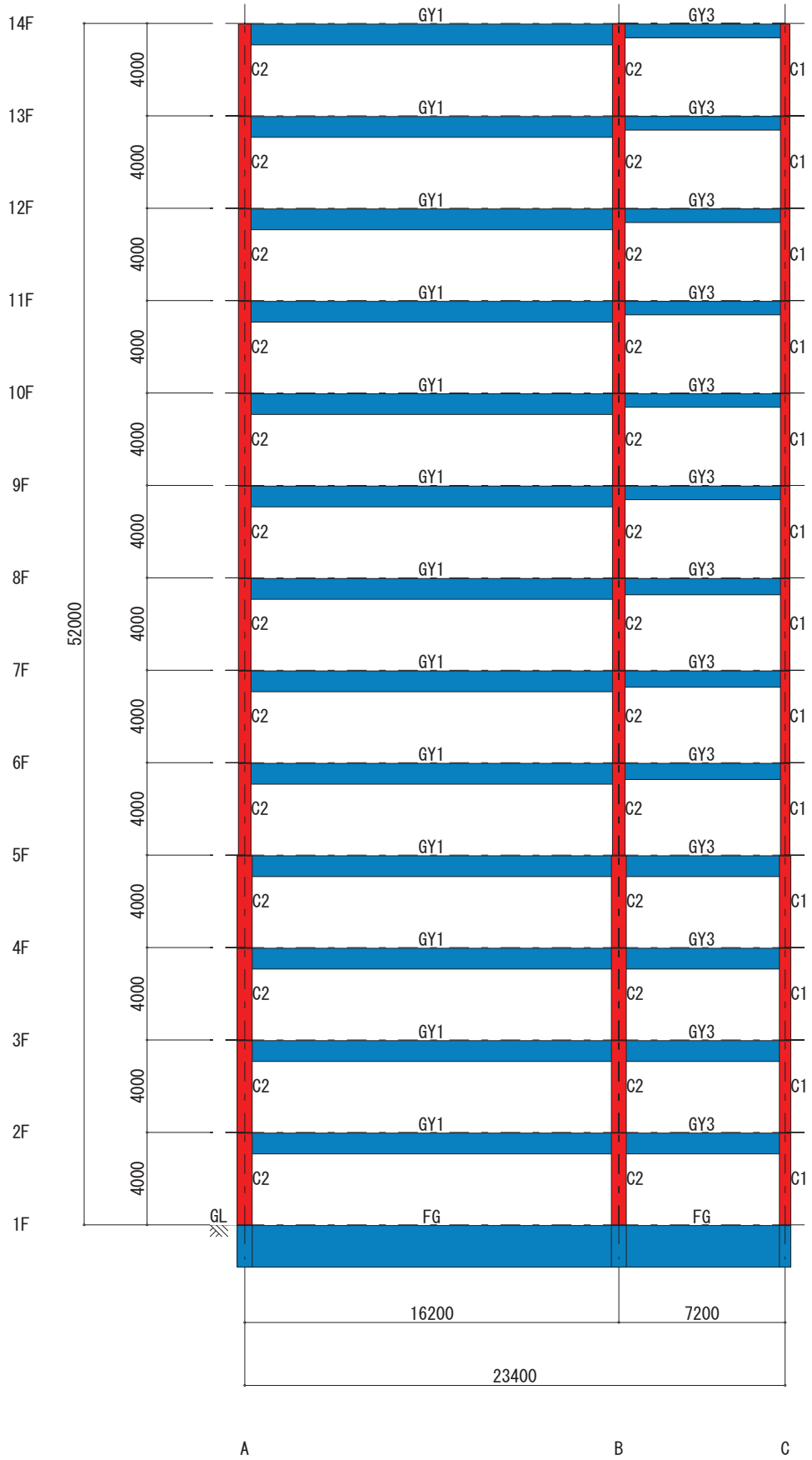
14F
13F
12F
11F
10F
9F
8F
7F
6F
5F
4F
3F
2F
1F
GL
52000
4000
GY1
GY3
C2
C1
FG
16200
7200
23400
A
B
C

2 フレーム (S=1/272)

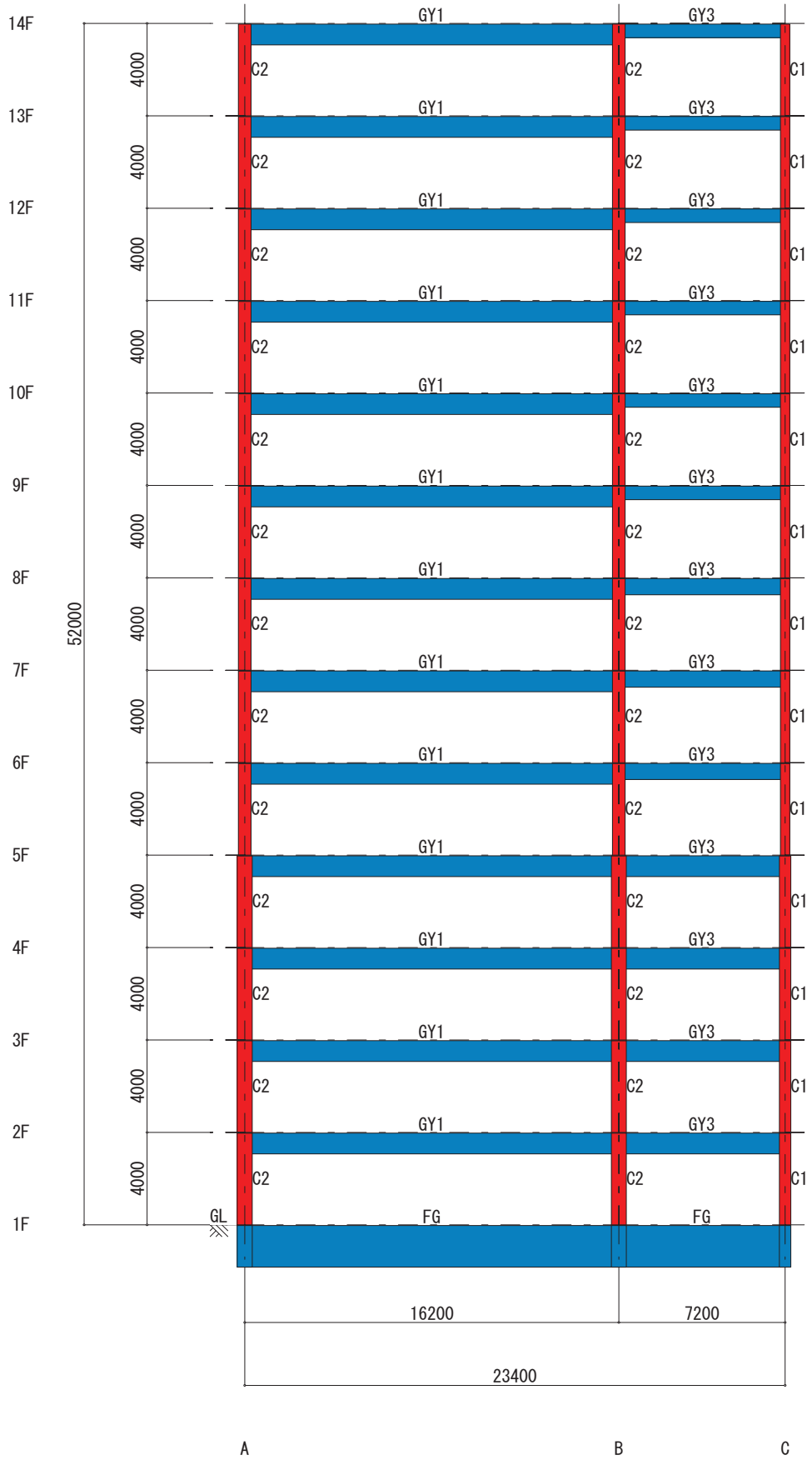
14F
13F
12F
11F
10F
9F
8F
7F
6F
5F
4F
3F
2F
1F
GL
52000
4000
GY1
GY3
C2
C1
FG
16200
7200
23400
A
B
C

3 フレーム (S=1/272)

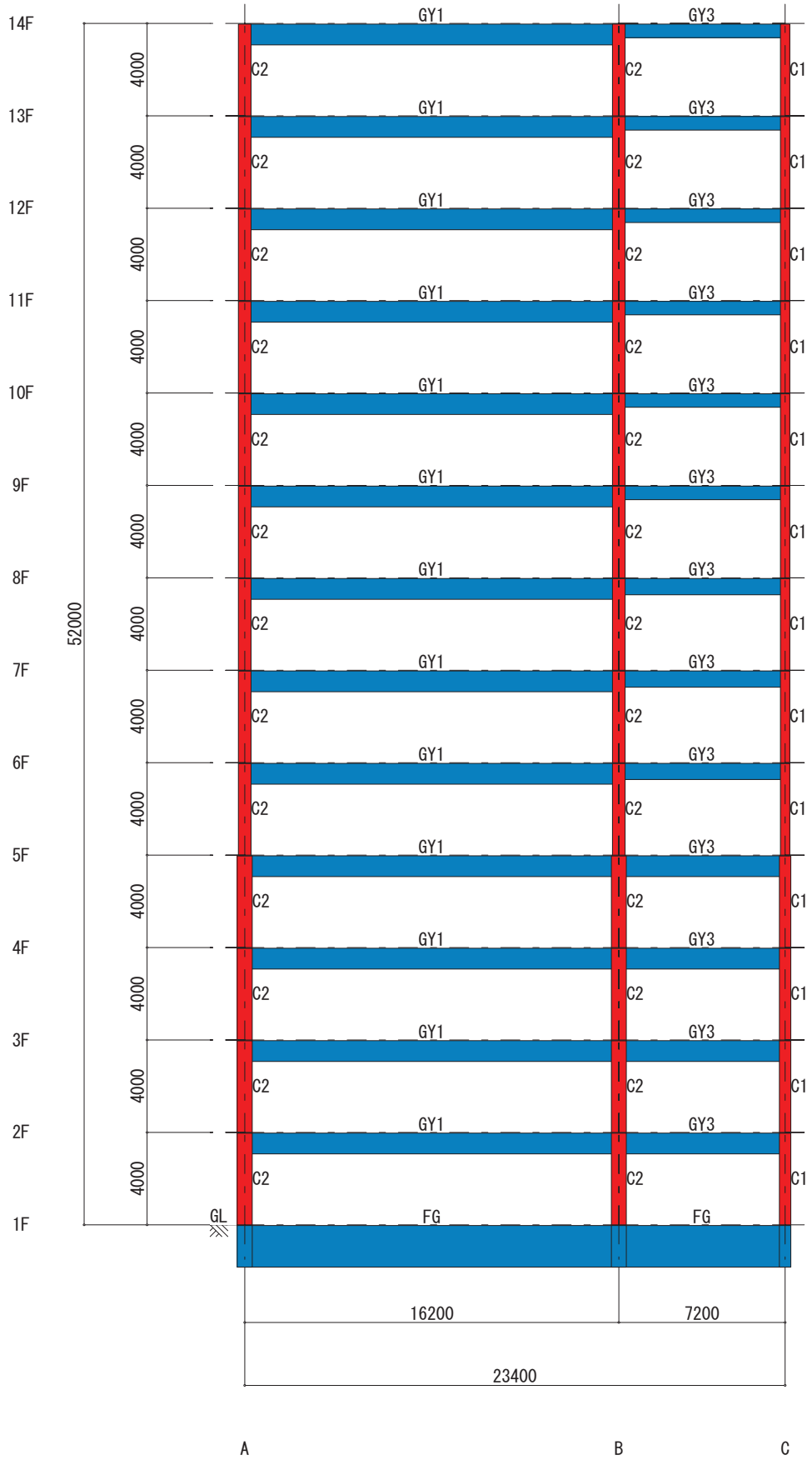
14F
13F
12F
11F
10F
9F
8F
7F
6F
5F
4F
3F
2F
1F
GL
52000
4000
GY1
GY3
C2
C1
FG
16200
7200
23400
A
B
C

4 フレーム (S=1/272)

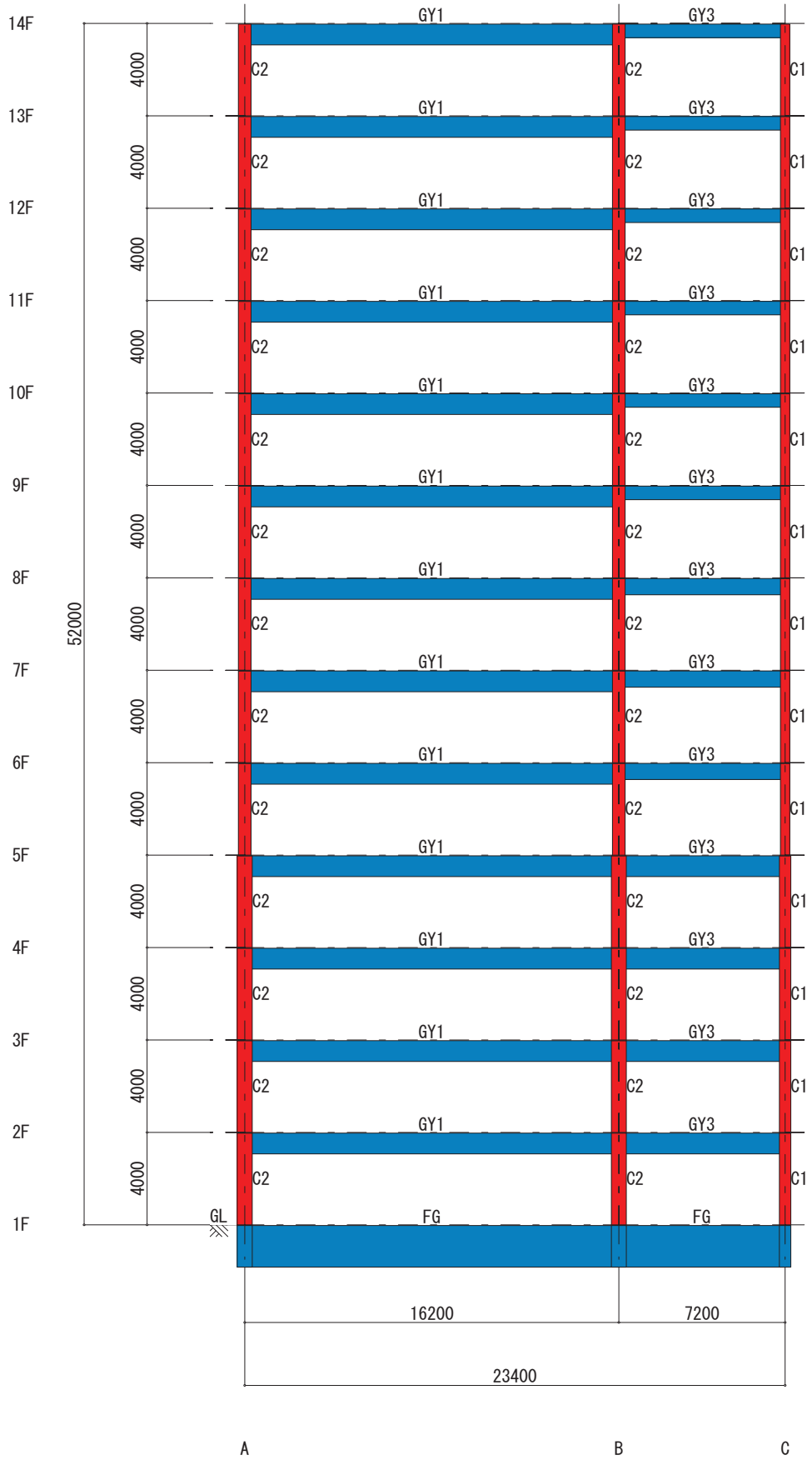
14F
13F
12F
11F
10F
9F
8F
7F
6F
5F
4F
3F
2F
1F
GL
52000
4000
GY1
GY3
C2
C1
FG
16200
7200
23400
A
B
C

5 フレーム (S=1/272)

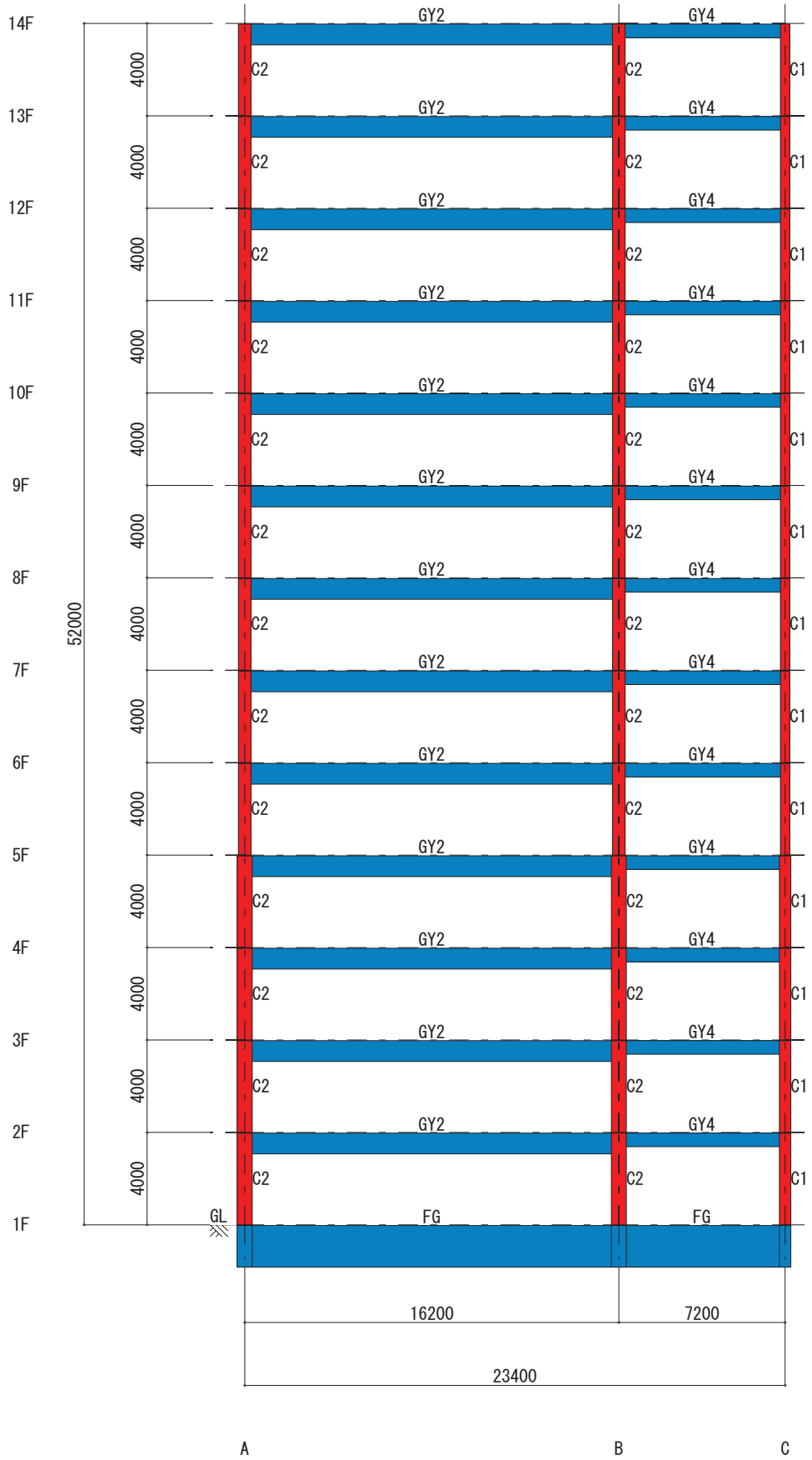
14F
13F
12F
11F
10F
9F
8F
7F
6F
5F
4F
3F
2F
1F
GL
52000
4000
GY2
GY4
C2
C1
FG
16200
7200
23400
A
B
C

6 フレーム (S=1/272)

I-1.4　部材

I-1.4.1　はり

a) 鉄筋コンクリート、鉄骨鉄筋コンクリート造

符 号		FG
層		1F
位 置		全断面
断 面		
b x D (cm)		80 x 180
ﾊﾝﾁ長 (cm)		―
上端筋	1段筋	9-D32
	2段筋	9-D32
下端筋	2段筋	9-D32
	1段筋	9-D32
あばら筋 (mm)		4-D13@100
鉄骨断面 (mm)		―

b) 鉄骨造（形状入力）　　ﾊﾝﾁ長 ： フェースからのハンチ長さ

符 号		GX1	GX1	GX1	GX1
層		2F - 5F	6F - 8F	9F - 11F	12F - 14F
位 置		全断面	全断面	全断面	全断面
断 面					
ﾊﾝﾁ長 (cm)		―	―	―	―
鉄骨断面 (mm)		H形-700x300x13x24(18)	H形-700x300x13x24(18)	H形-700x300x13x24(18)	H形-588x300x12x20(13)
接合部名称	端部				
	継手				

符 号		GX2	GX2	GX2	GX2
層		2F - 5F	6F - 8F	9F - 11F	12F - 14F
位 置		全断面	全断面	全断面	全断面
断 面					
ﾊﾝﾁ長 (cm)		―	―	―	―
鉄骨断面 (mm)		H形-912x302x18x34(18)	H形-912x302x18x34(18)	H形-912x302x18x34(18)	H形-912x302x18x34(18)
接合部名称	端部				
	継手				

符 号	GX3	GX3	GX3	GX3
層	2F － 5F	6F － 8F	9F － 11F	12F － 14F
位 置	全断面	全断面	全断面	全断面
断 面				
ﾊﾝﾁ長 (cm)	―	―	―	―
鉄骨断面 (mm)	H形-588x300x12x20(13)	H形-588x300x12x20(13)	H形-588x300x12x20(13)	H形-488x300x11x18(13)
接合部名称 端部				
接合部名称 継手				

符 号	GX4	GX4	GX4	GX4
層	2F － 5F	6F － 8F	9F － 11F	12F － 14F
位 置	全断面	全断面	全断面	全断面
断 面				
ﾊﾝﾁ長 (cm)	―	―	―	―
鉄骨断面 (mm)	H形-588x300x12x20(13)	H形-588x300x12x20(13)	H形-588x300x12x20(13)	H形-488x300x11x18(13)
接合部名称 端部				
接合部名称 継手				

符 号	GY1	GY1	GY1	GY1
層	2F － 5F	6F － 8F	9F － 11F	12F － 14F
位 置	全断面	全断面	全断面	全断面
断 面				
ﾊﾝﾁ長 (cm)	―	―	―	―
鉄骨断面 (mm)	H形-900x350x19x36(18)	H形-900x350x19x32(18)	H形-900x350x19x32(18)	H形-900x350x19x25(18)
接合部名称 端部				
接合部名称 継手				

符 号	GY2	GY2	GY2	GY2
層	2F － 5F	6F － 8F	9F － 11F	12F － 14F
位 置	全断面	全断面	全断面	全断面
断 面				
ﾊﾝﾁ長 (cm)	―	―	―	―
鉄骨断面 (mm)	H形-900x350x19x25(18)	H形-900x350x19x25(18)	H形-900x350x19x25(18)	H形-900x350x19x25(18)
接合部名称 端部				
接合部名称 継手				

符 号		GY3	GY3	GY3	GY3
層		2F － 5F	6F － 8F	9F － 11F	12F － 14F
位 置		全断面	全断面	全断面	全断面
断 面					
ﾊﾝﾁ長 (cm)		―	―	―	―
鉄骨断面 (mm)		H形-900x350x19x25(18)	H形-700x300x13x24(18)	H形-588x300x12x20(13)	H形-588x300x12x20(13)
接合部名称	端部				
	継手				

符 号		GY4	GY4	GY4	GY4
層		2F － 5F	6F － 8F	9F － 11F	12F － 14F
位 置		全断面	全断面	全断面	全断面
断 面					
ﾊﾝﾁ長 (cm)		―	―	―	―
鉄骨断面 (mm)		H形-588x300x12x20(13)	H形-588x300x12x20(13)	H形-588x300x12x20(13)	H形-588x300x12x20(13)
接合部名称	端部				
	継手				

I-1.4.2　柱

b) 鉄骨造（形状入力）

符 号		C1	C1	C1	C1
階		1F － 4F	5F － 7F	8F － 10F	11F － 13F
位 置		全断面	全断面	全断面	全断面
断 面					
鉄骨断面(mm)		角鋼-500x500x28(98)	角鋼-400x400x25(87.5)	角鋼-400x400x19(66.5)	角鋼-400x400x19(66.5)
柱脚根巻き	柱符号				
	高さ(cm)				
接合部名称	端部				
	継手				

符 号		C2	C2	C2	C2
階		1F － 4F	5F － 7F	8F － 10F	11F － 13F
位 置		全断面	全断面	全断面	全断面
断 面					
鉄骨断面(mm)		角鋼-650x650x32(112)	角鋼-550x550x32(112)	角鋼-550x550x32(112)	角鋼-550x550x32(112)
柱脚根巻き	柱符号				
	高さ(cm)				
接合部名称	端部				
	継手				

I-1.4.8　床スラブ・床構造

a) 小ばり形状

鉄骨造

名称	断面寸法 (mm)	横補剛
b1	H-400x200x8x13(13)	有効

b) スラブ形状

t　：スラブ厚（S造の場合は、デッキプレートの山上のスラブ厚）

Td ：はりフランジ上端からデッキプレート山上端までの距離（S造はりの合成ばりとしての剛性の計算に用いる高さ）

名称	t (cm)	Td (cm)	積載荷重番号	仕上名称(材)／床仕上重量 (N/m2)	荷重伝達タイプ	積雪荷重
S1	9.5	7.0	1	4100	Y方向一方向板	無
S2	9.5	7.0	2	2000	Y方向一方向板	無
S3	5.0	0.0	2	1400	X方向一方向板	無
S4	9.5	7.0	1	3900	Y方向一方向板	無
S5	15.0	0.0	2	2000	両方向板	無

c) 床構造

小ばり間隔 ：構造心からの距離

名称	小ばり方向	小ばり割付け	スラブ形状名称／床構造名称	小ばり間隔 (cm)	小ばり形状名称
a	y方向	1	S2		b1
b	y方向	1	S1		b1
103	x方向	直接	a	240.0	b1
			S2	240.0	b1
			a		
104	x方向	直接	b	240.0	b1
			S1	240.0	b1
			b		
c	x方向	直接	S2	270.0	b1
			S2	270.0	b1
			S2	270.0	b1
			S2		
105	x方向	直接	a	270.0	b1
			c	1080.0	b1
			a		
106	x方向	直接	b	270.0	b1
			d	1080.0	b1
			b		
d	x方向	直接	S1	270.0	b1
			S1	270.0	b1
			S1	270.0	b1
			S1		
107	x方向	直接	a	240.0	b1
			S3		
e	y方向	1	S4		b1
108	x方向	直接	a	240.0	b1
			S4	240.0	b1
			e		
109	x方向	直接	a	240.0	b1
			S2	240.0	b1

I-2　使用材料、材料の許容応力度

I-2.1　材料種別

I-2.1.2　コンクリート

a) 層別

層名	構造種別	ｺﾝｸﾘｰﾄ種別	設計基準強度 Fc(N/mm2)	部材単位体積重量(kN/m3)	
				柱、はり	ｽﾗﾌﾞ、壁
2F-14F	S	普通			24.00

層名	構造種別	ｺﾝｸﾘｰﾄ種別	設計基準強度 Fc(N/mm2)	部材単位体積重量(kN/m3)	
				柱、はり	ｽﾗﾌﾞ、壁
1F	RC	普通	27.00	24.00	24.00

I-2.1.3　鉄筋

a) 層別

両方向はり

層名	太物1	最小1	太物2	最小2	細物	ｽﾗﾌﾞ
1F	SD390	D29	SD345	D19	SD295	SD295

I-2.1.4　鉄骨

a) 層別

層名	X方向はり				Y方向はり			
	端部		中央		端部		中央	
	ﾌﾗﾝｼﾞ	ｳｴﾌﾞ	ﾌﾗﾝｼﾞ	ｳｴﾌﾞ	ﾌﾗﾝｼﾞ	ｳｴﾌﾞ	ﾌﾗﾝｼﾞ	ｳｴﾌﾞ
12F-14F	SN400	SN400	SN400	SN400	SN490	SN490	SN490	SN490
2F-11F	SN490	SN490	SN490	SN490	SN490	SN490	SN490	SN490

層名	柱		ﾌﾞﾚｰｽ	
	ﾌﾗﾝｼﾞ	ｳｪﾌﾞ	X	Y
2F-14F	BCP325	BCP325	SS400	SS400

I-2.2　材料定数

材　料	ｺﾝｸﾘｰﾄ種別	設計基準強度 (N/mm2)	単位容積重量 (kN/m3)	ﾔﾝｸﾞ係数 (N/mm2)	せん断弾性係数 (N/mm2)	ﾎﾟｱｿﾝ比	線膨張係数 (1/℃)
コンクリート	普通	27.00	23.00	23577	9824	0.2	1x10^-5
鉄　筋				205000	79000	-	1x10^-5
鉄　骨			77.00	205000	79000	0.3	12.0x10^-6

I-2.3　材料の許容応力度

I-2.3.1　コンクリート　(N/mm2)

種　別	設計基準強度(Fc)	長期許容応力度			短期許容応力度			材 料 強 度		
		圧縮	引張	せん断	圧縮	引張	せん断	圧縮	引張	せん断
普通	27.0	9.0	0.0	0.76	18.0	0.0	1.14	27.0	0.0	2.28

I-2.3.2　鉄筋　(N/mm2)

種　別	基準強度	長期許容応力度			短期許容応力度			材 料 強 度		
		圧縮	引張	せん断	圧縮	引張	せん断	圧縮	引張	せん断
SD295	295	196.6 (195)	196.6 (195)	195	295	295	295	295	295	295
SD345	345	215 (195)	215 (195)	195	345	345	345	345	345	345
SD390	390	215 (195)	215 (195)	195	390	390	390	390	390	390

[＊ : D29 以上の太さの鉄筋に対しては（　）内の数値とする]

I-2.3.3　鉄筋と鉄骨材料のコンクリートに対する付着　(N/mm2)

準拠基準　:　鉄筋ｺﾝｸﾘｰﾄ構造計算規準・同解説 1999年改（日本建築学会）

:　鉄骨鉄筋ｺﾝｸﾘｰﾄ構造設計規準・同解説（日本建築学会）

コンクリート		種別	長期許容応力度		短期許容応力度		付着材料強度
種別	Fc		上端筋	その他	上端筋	その他	
普通	27.00	異形鉄筋	0.84	1.05	1.26	1.57	----
		鉄　骨	----	0.45	----	0.67	----

I-2.3.4　鉄骨　(N/mm2)

種　別	板厚制限(mm)	区分	基準強度	長期許容応力度				短期許容応力度			
				圧縮	引張	曲げ	せん断	圧縮	引張	曲げ	せん断
SS400	t≦40	1	235	156.66	156.66	156.66	90.45	235.00	235.00	235.00	135.67
	40＜t		215	143.33	143.33	143.33	82.75	215.00	215.00	215.00	124.13
SN400	t≦40	1	235	156.66	156.66	156.66	90.45	235.00	235.00	235.00	135.67
	40＜t		215	143.33	143.33	143.33	82.75	215.00	215.00	215.00	124.13
SN490	t≦40	2	325	216.66	216.66	216.66	125.09	325.00	325.00	325.00	187.63
	40＜t		295	196.66	196.66	196.66	113.54	295.00	295.00	295.00	170.31
BCP325	－	2	325	216.66	216.66	216.66	125.09	325.00	325.00	325.00	187.63

種　別	板厚制限(mm)	区分	基準強度	材 料 強 度			
				圧縮	引張	曲げ	せん断
SS400	t≦40	1	235	235.00	235.00	235.00	
	40＜t		215	215.00	215.00	215.00	
SN400	t≦40	1	235	235.00	235.00	235.00	
	40＜t		215	215.00	215.00	215.00	
SN490	t≦40	2	325	325.00	325.00	325.00	
	40＜t		295	295.00	295.00	295.00	
BCP325	－	2	325	325.00	325.00	325.00	

[区分　：1：400ニュートン級炭素鋼　]
[　　2：490ニュートン級炭素鋼　]
[　　3：235ニュートン級ステンレス鋼　]
[　　4：325ニュートン級ステンレス鋼　]

面外に曲げを受ける板の許容曲げ応力度 (N/mm2)

種　別	板厚制限(mm)	基準強度	長期許容応力度	短期許容応力度
SS400	t≦40	235	156.66	235.00
	40＜t	215	143.33	215.00
SN400	t≦40	235	156.66	235.00
	40＜t	215	143.33	215.00
SN490	t≦40	325	216.66	325.00
	40＜t	295	196.66	295.00
BCP325	－	325	216.66	325.00

I-2.4　降伏点強度倍率

部材別

部材種別	はり	柱	壁	ブレース
主筋（壁筋）	1.10	1.10	1.10	―
せん断補強筋	1.00	1.00	―	―
スラブ筋	1.10	―	―	―
開口補強筋	―	―	1.10	―
フランジ鉄骨	1.10	1.10	―	―
ウェブ鉄骨	1.10	1.10	―	―
主　材	―	―	―	1.10
アンカーボルト	―	1.10	―	―

※SD490材は1.0となります。

I-3　荷重・外力

I-3.2　積載荷重　(N/m2)

番号	ｽﾗﾌﾞ用	小ばり用	ﾗｰﾒﾝ用	地震用	用　　途
1	1800	1800	1300	600	居住室、病院、寝室
2	2900	2900	1800	800	事務所
3	2300	2300	2100	1100	教室
4	2900	2900	2400	1300	百貨店・店舗の売り場
5	2900	2900	2600	1600	集会室（固定席）
6	3500	3500	3200	2100	集会室（その他）
7	5400	5400	3900	2000	車庫、自動車道路

I-3.4　重量

I-3.4.2　はり、柱鉄骨材重量

はり鉄骨被覆形式

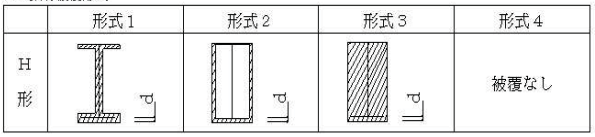

d：被覆材厚み　▨：被覆材

柱鉄骨被覆形式

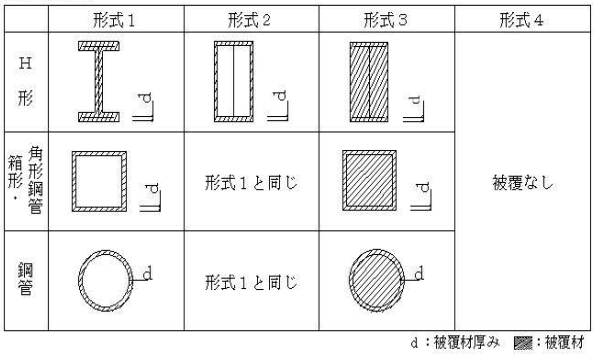

d：被覆材厚み　▨：被覆材

はり部材の重量割増率：1.30 倍
柱　部材の重量割増率：1.10 倍

層名	はり					柱				
	被覆形式	厚みd (cm)	単位重量 (kN/m3)	仕上(材)名称	仕上重量 (N/m2)	被覆形式	厚みd (cm)	単位重量 (kN/m3)	仕上(材)名称	仕上重量 (N/m2)
14F	形式1	6.0	3.00	----	0.00	--	---	---	----	----
13F	形式1	6.0	3.00	----	0.00	形式1	6.0	3.00	----	400.00
12F	形式1	6.0	3.00	----	0.00	形式1	6.0	3.00	----	400.00
11F	形式1	6.0	3.00	----	0.00	形式1	6.0	3.00	----	400.00
10F	形式1	6.0	3.00	----	0.00	形式1	6.0	3.00	----	400.00
9F	形式1	6.0	3.00	----	0.00	形式1	6.0	3.00	----	400.00
8F	形式1	6.0	3.00	----	0.00	形式1	6.0	3.00	----	400.00
7F	形式1	6.0	3.00	----	0.00	形式1	6.0	3.00	----	400.00
6F	形式1	6.0	3.00	----	0.00	形式1	6.0	3.00	----	400.00
5F	形式1	6.0	3.00	----	0.00	形式1	6.0	3.00	----	400.00
4F	形式1	6.0	3.00	----	0.00	形式1	6.0	3.00	----	400.00
3F	形式1	6.0	3.00	----	0.00	形式1	6.0	3.00	----	400.00
2F	形式1	6.0	3.00	----	0.00	形式1	6.0	3.00	----	400.00
1F	--	---	---	----	----	形式1	6.0	3.00	----	400.00

I-3.5　地震力

a)　地震時層せん断力算定の諸数値　　(*：直接入力)

地盤種別	第2種地盤			
地域係数	Z　= 1.000			
用途係数	U　= 1.000			
塔屋の震度	K　= 1.000			
	X方向		Y方向	
標準せん断力係数	Co = 0.200		Co = 0.200	
１次固有周期(秒)	T　= 1.560	(h(0.02+0.01α) による)	T　= 1.560	(h(0.02+0.01α) による)
振動特性係数	Rt　= 0.615		Rt　= 0.615	
自動計算時の最小せん断力係数	Ci = 0.123		Ci = 0.123	

I-3.8　特殊荷重

I-3.8.1　特殊荷重配置図

No ：特殊はり荷重、特殊柱荷重
Ⓢ ：特殊スラブ荷重
Ⓙ ：特殊節点荷重
Ⓦ ：追加荷重、任意点追加荷重
No ：特殊小ばり荷重

・特殊スラブ荷重･特殊小ばり荷重･追加重量･特殊節点荷重

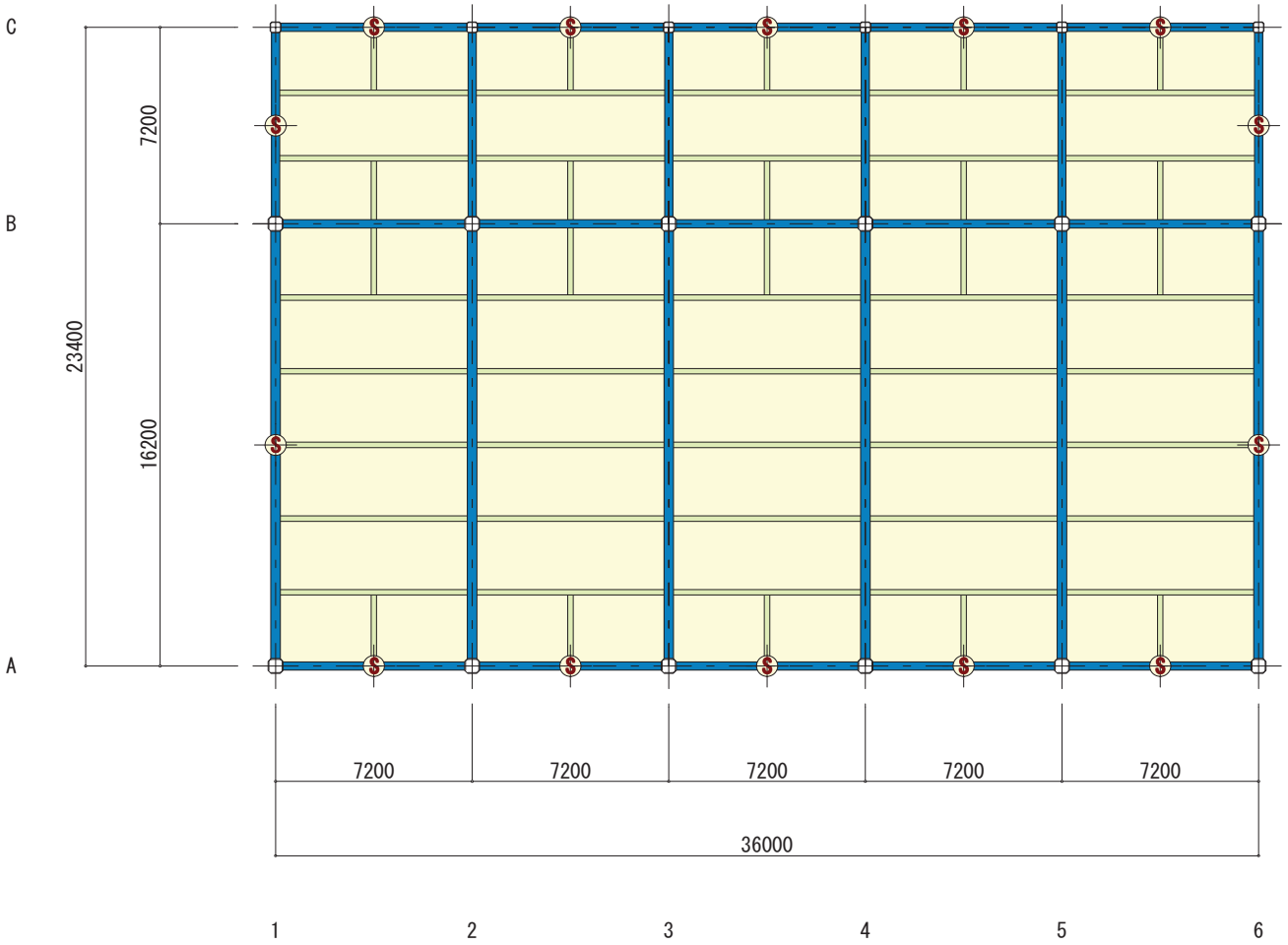

14F 層 (S=1/272)

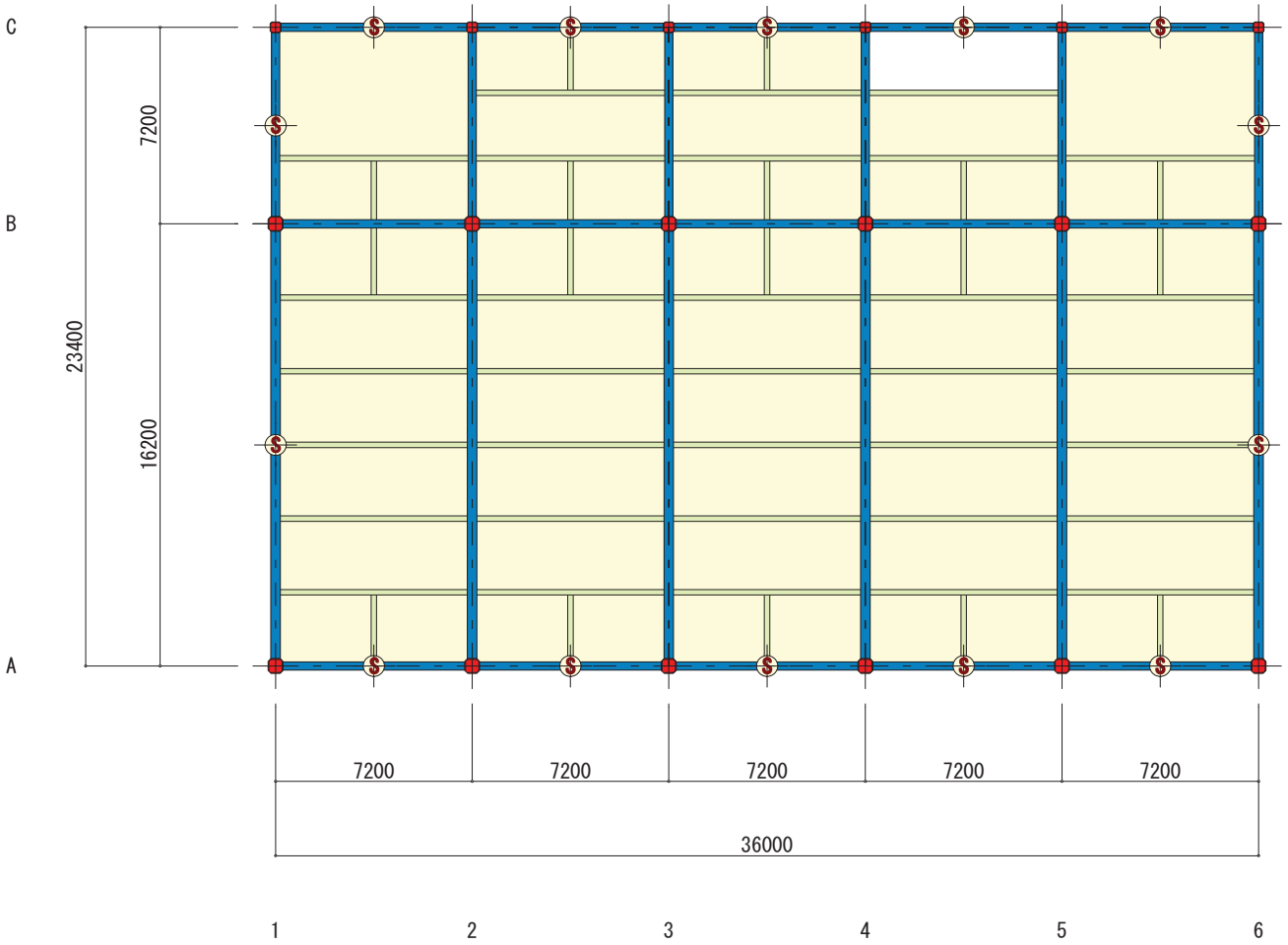

13F 層 (S=1/272)

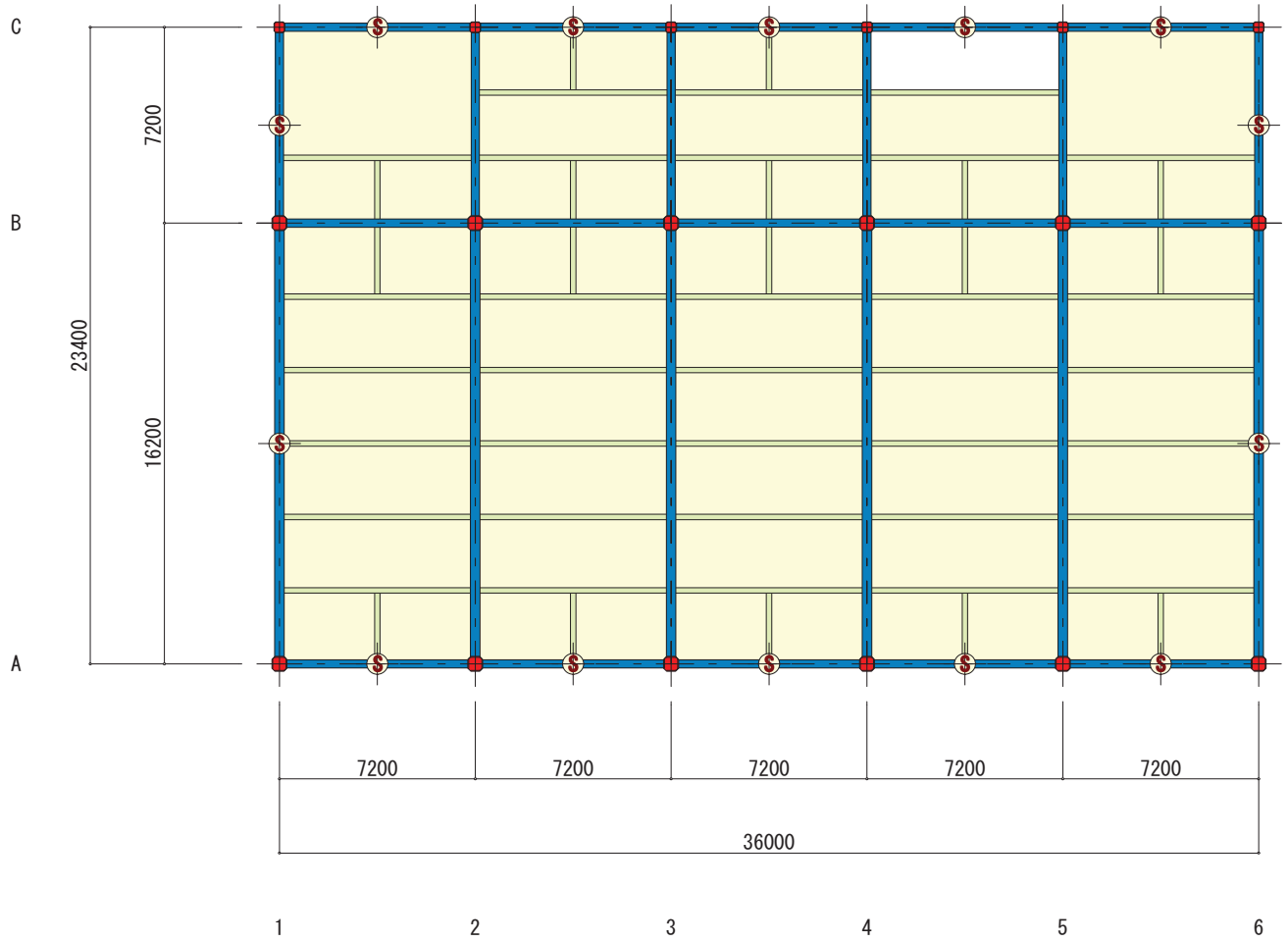

12F 層 (S=1/272)

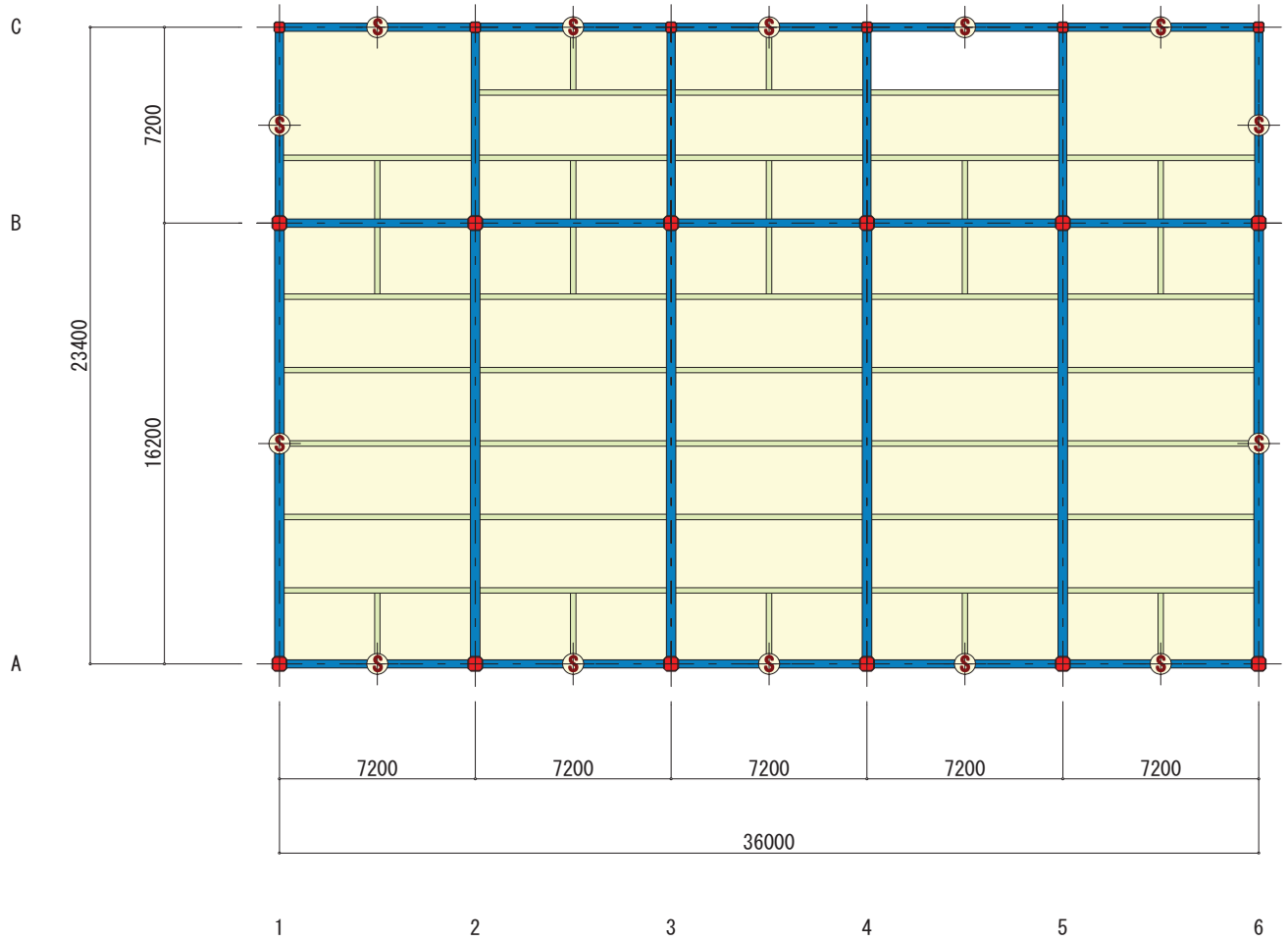

11F 層 (S=1/272)

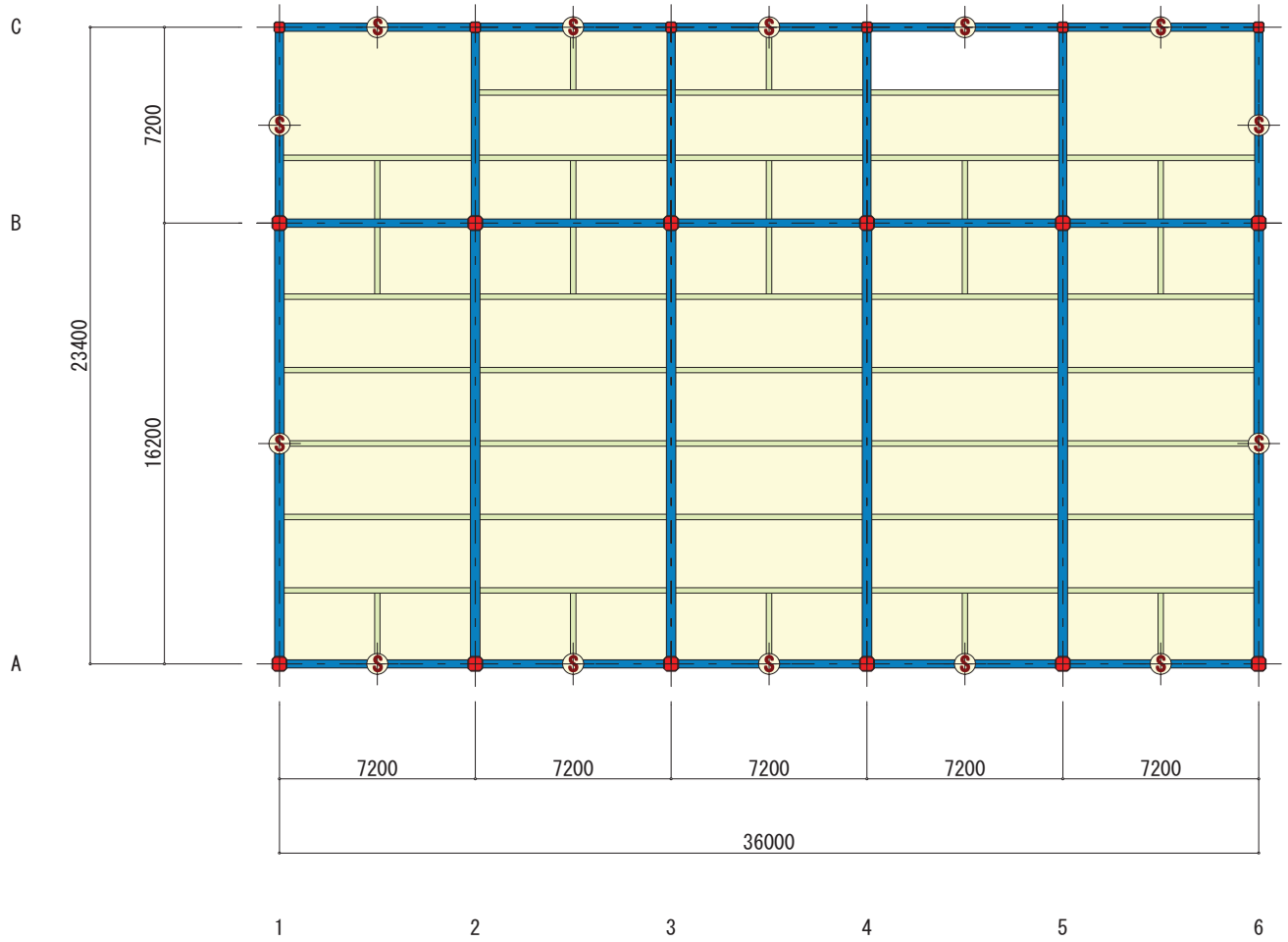

10F 層 (S=1/272)

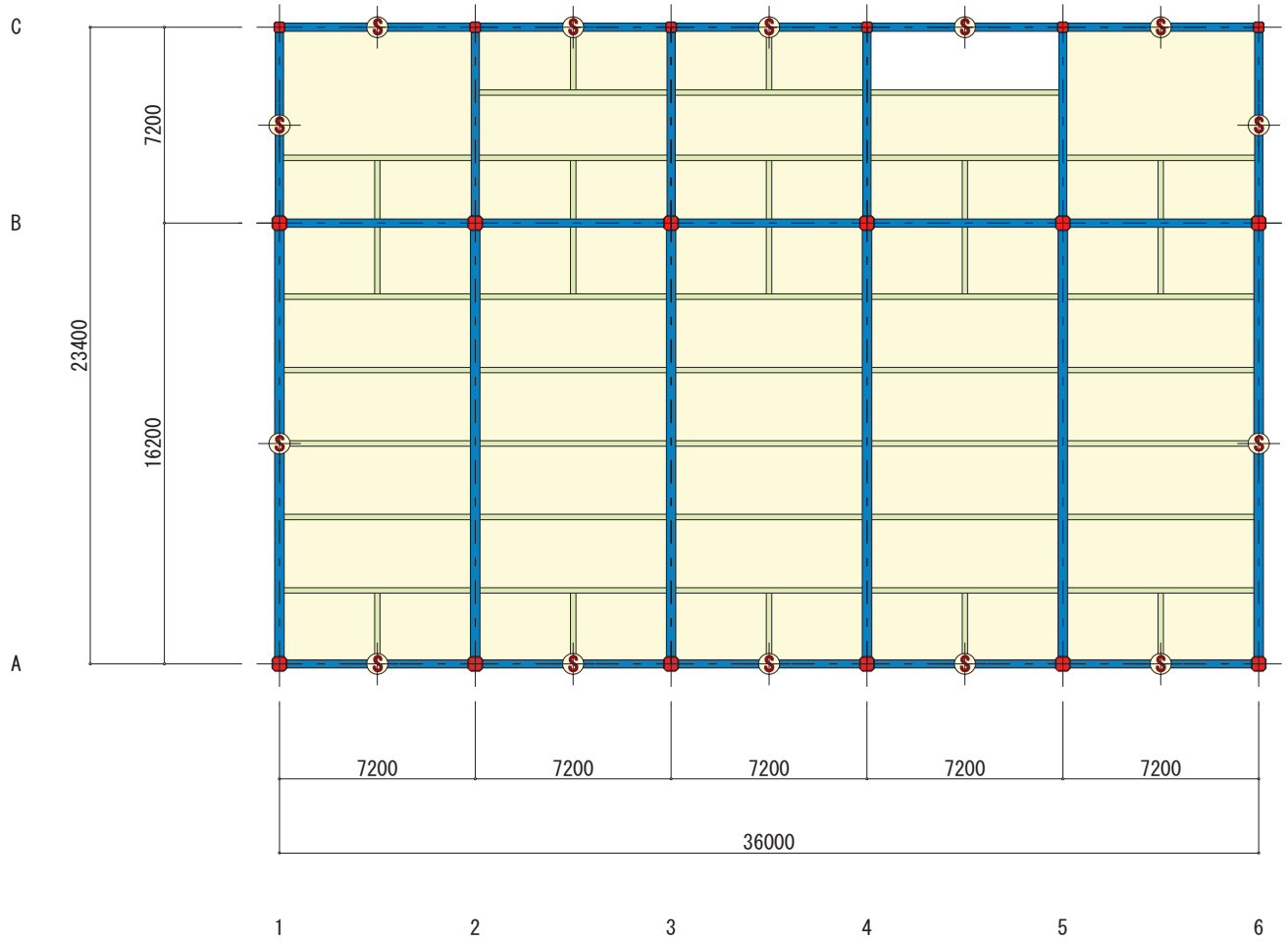

9F 層 (S=1/272)

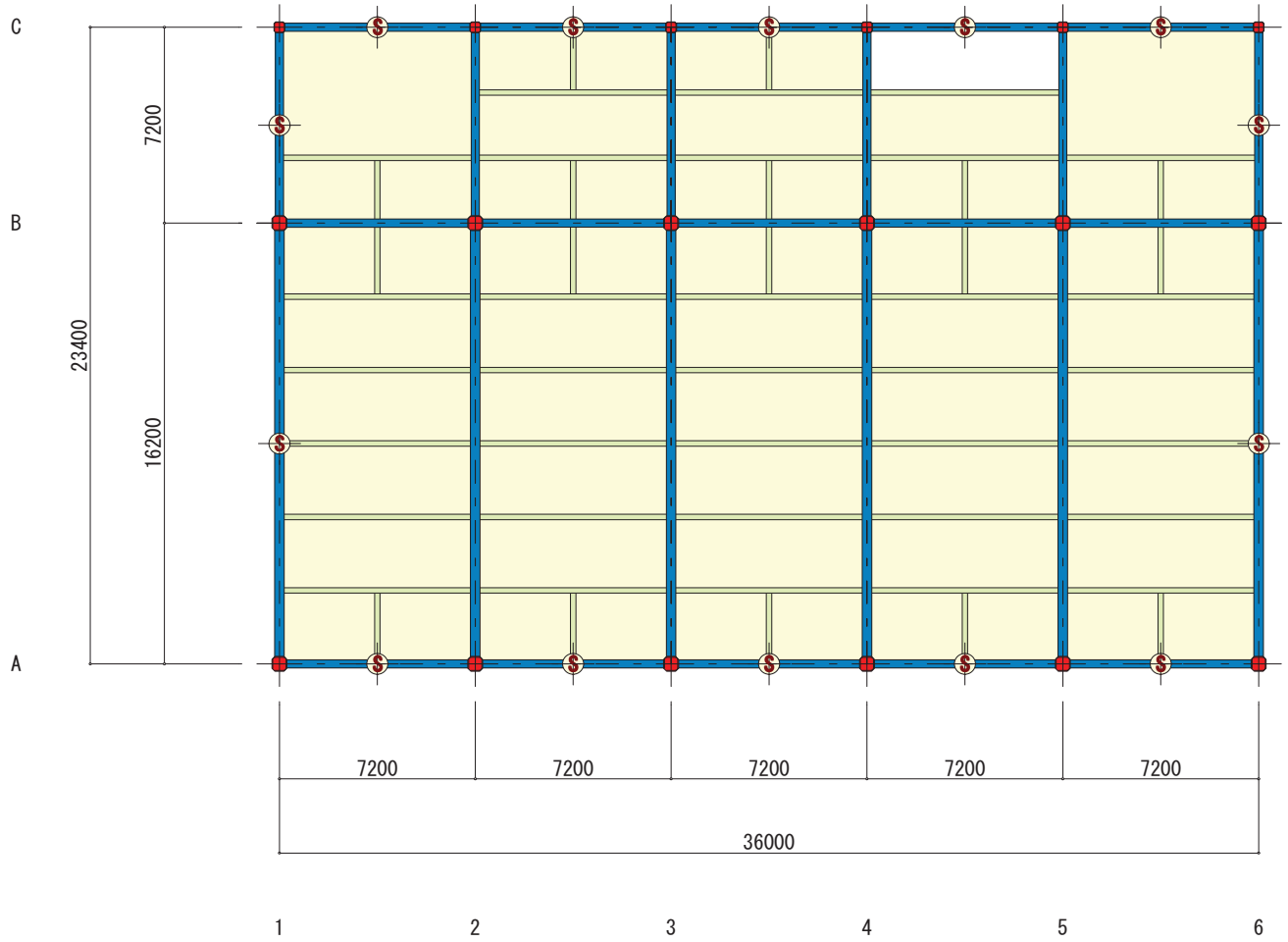

8F 層 (S=1/272)

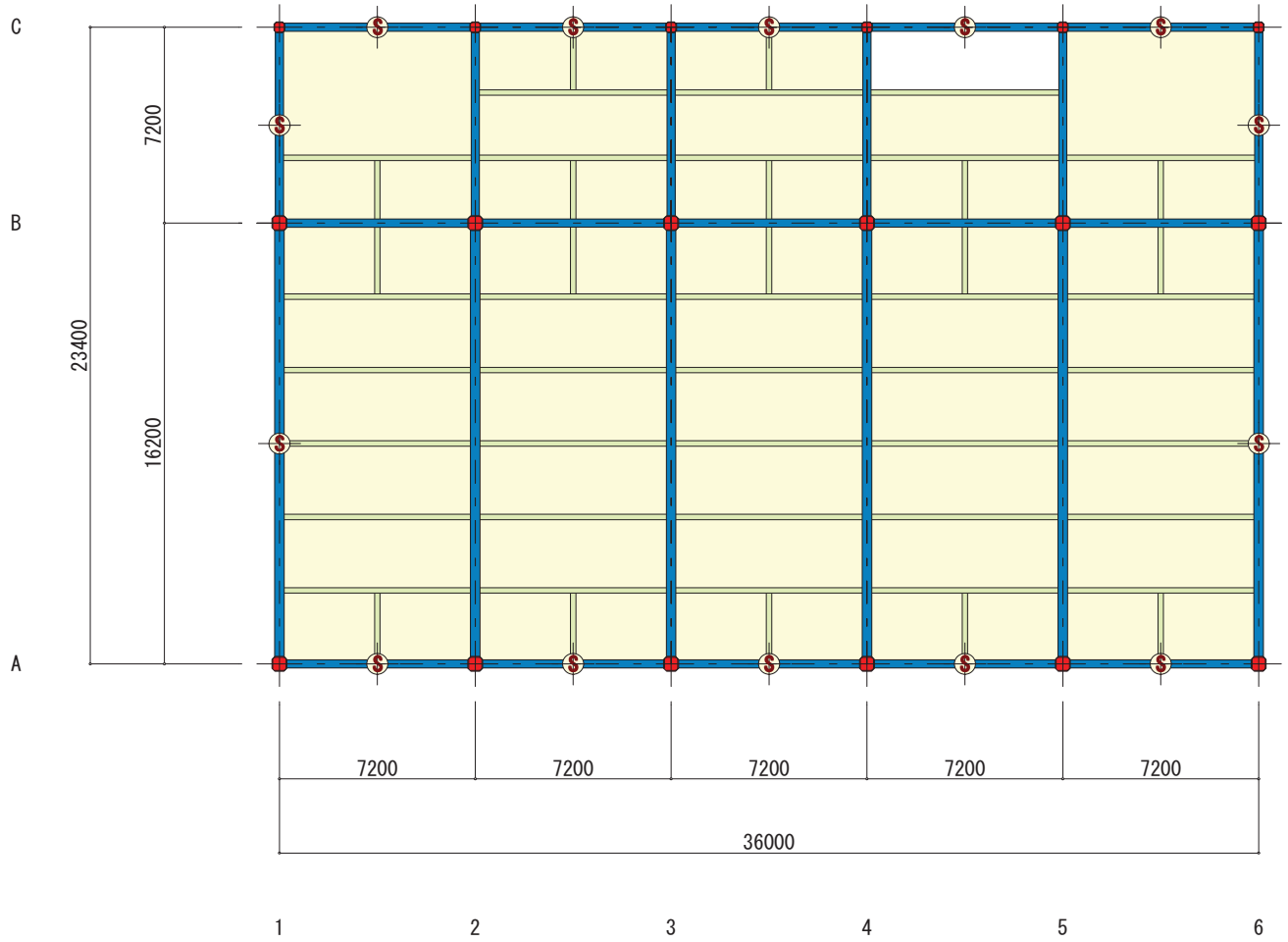

7F 層 (S=1/272)

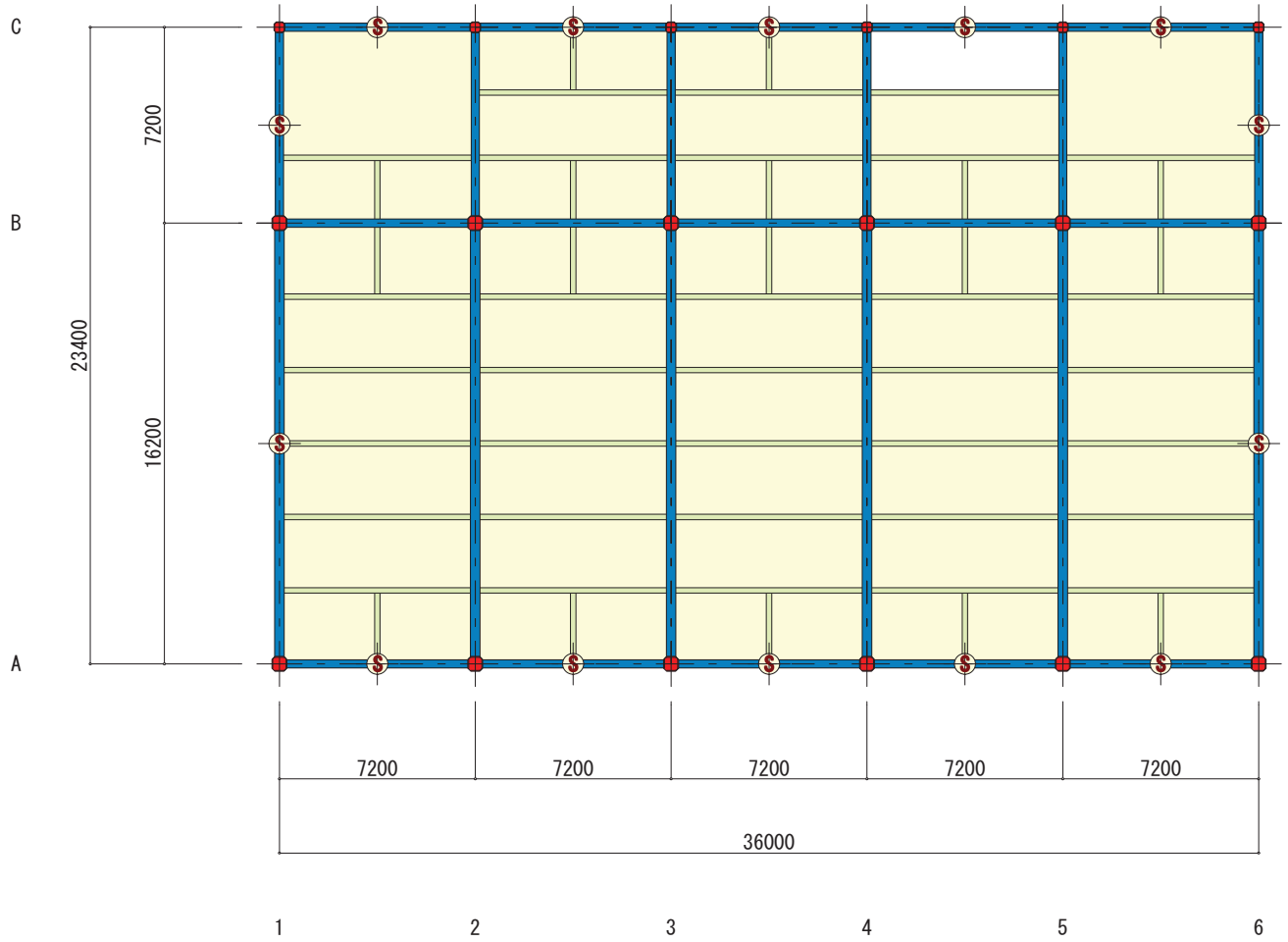

6F 層 (S=1/272)

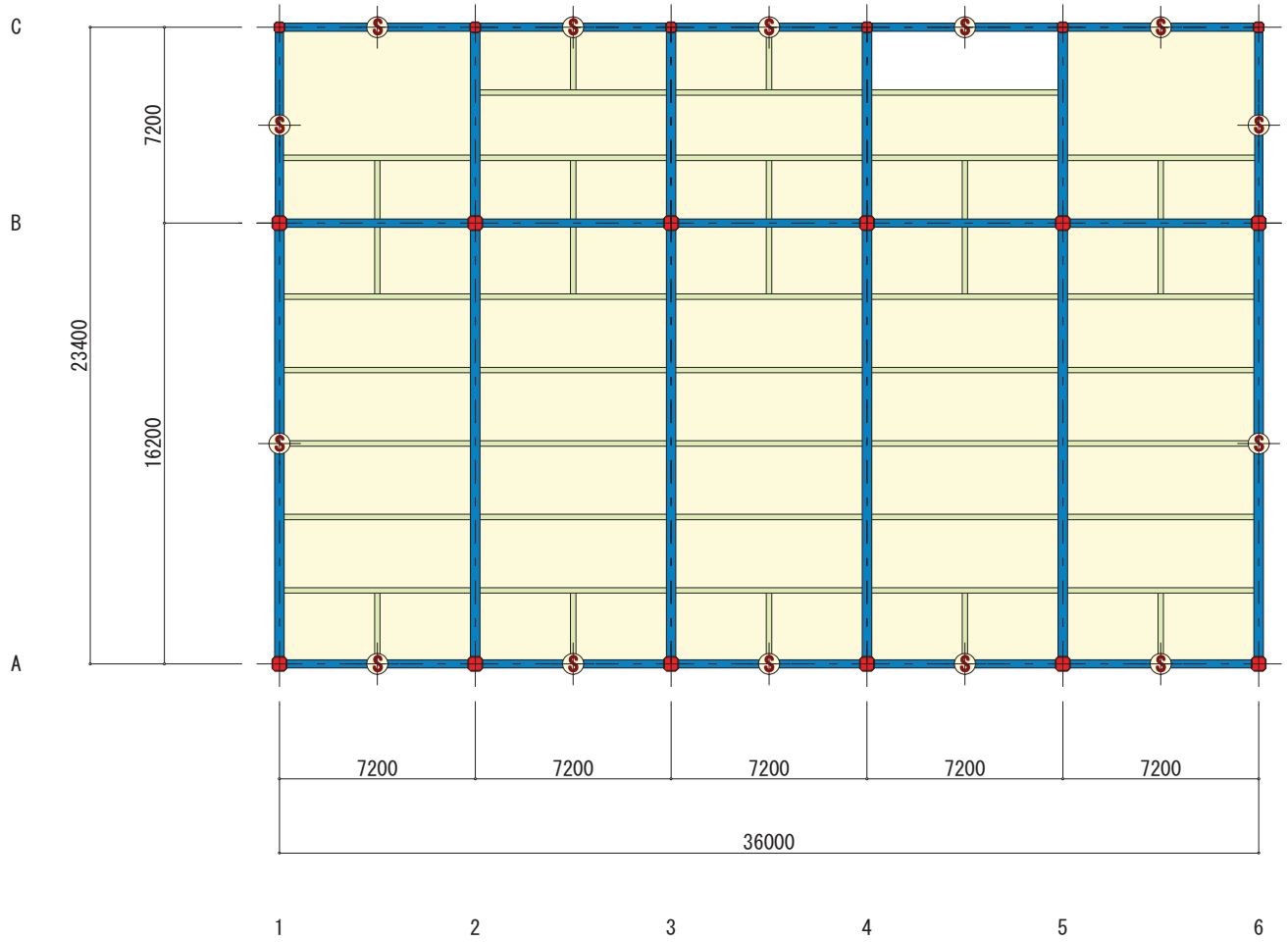

5F 層 (S=1/272)

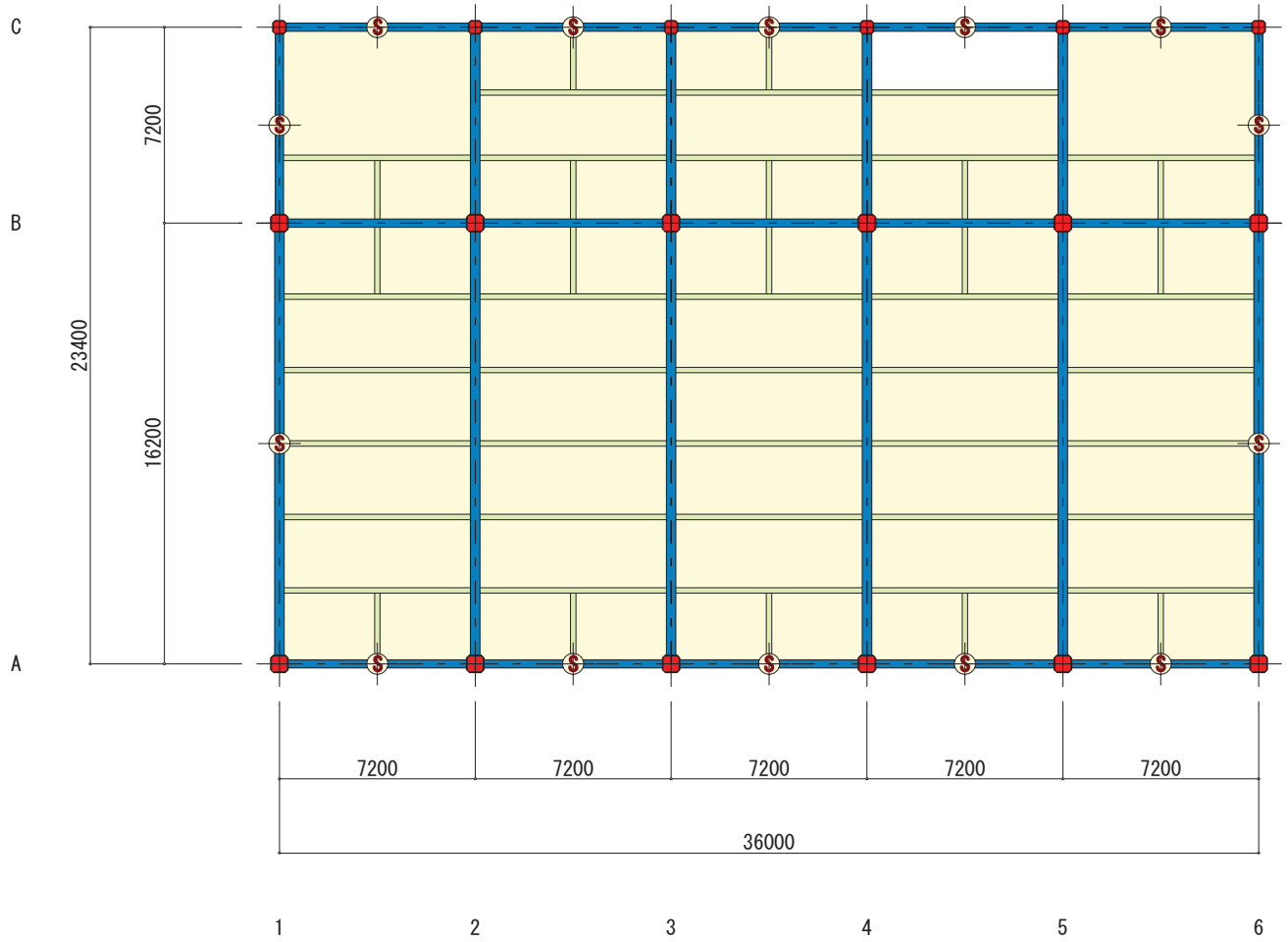

4F 層 (S=1/272)

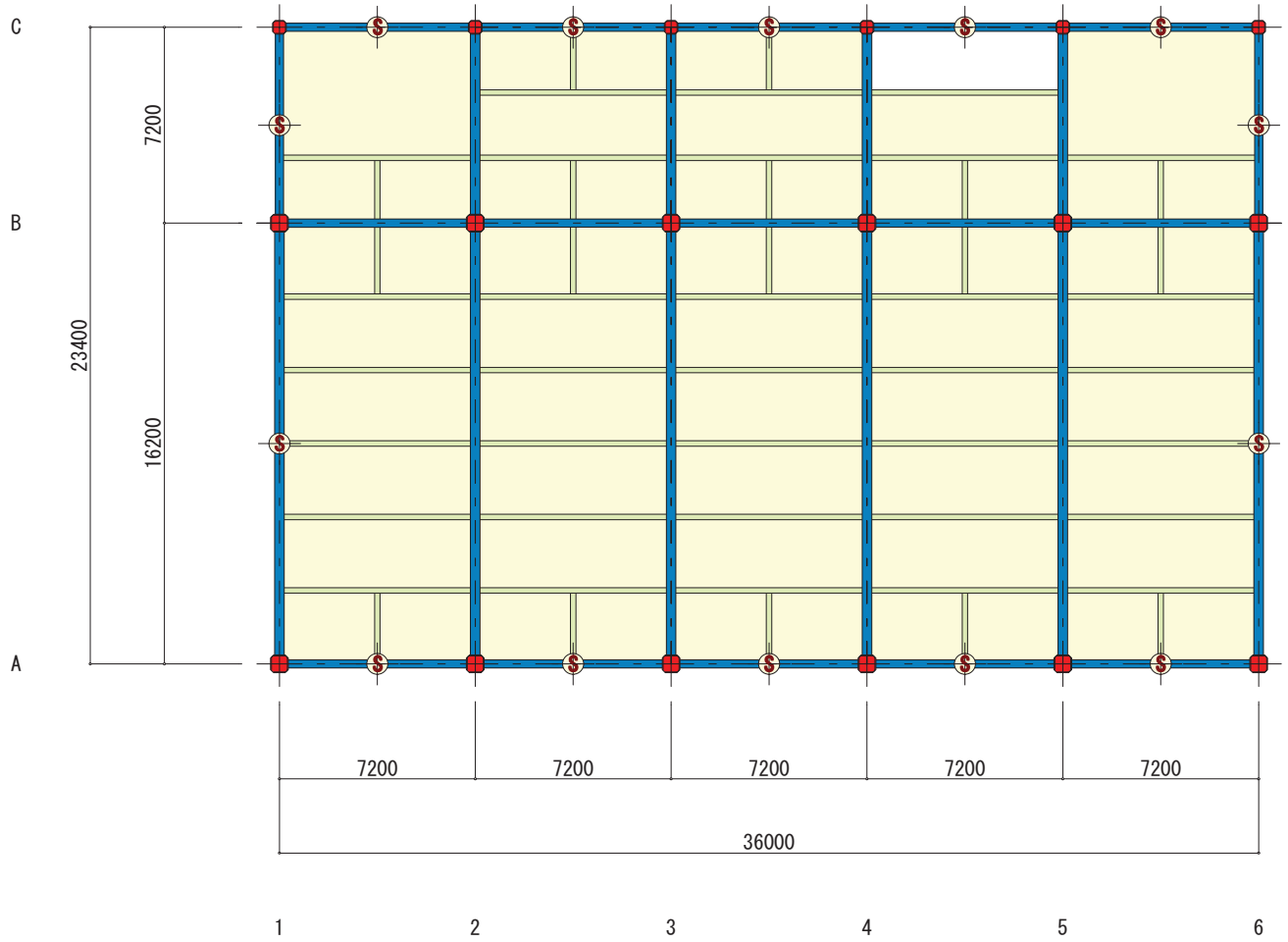

3F 層 (S=1/272)

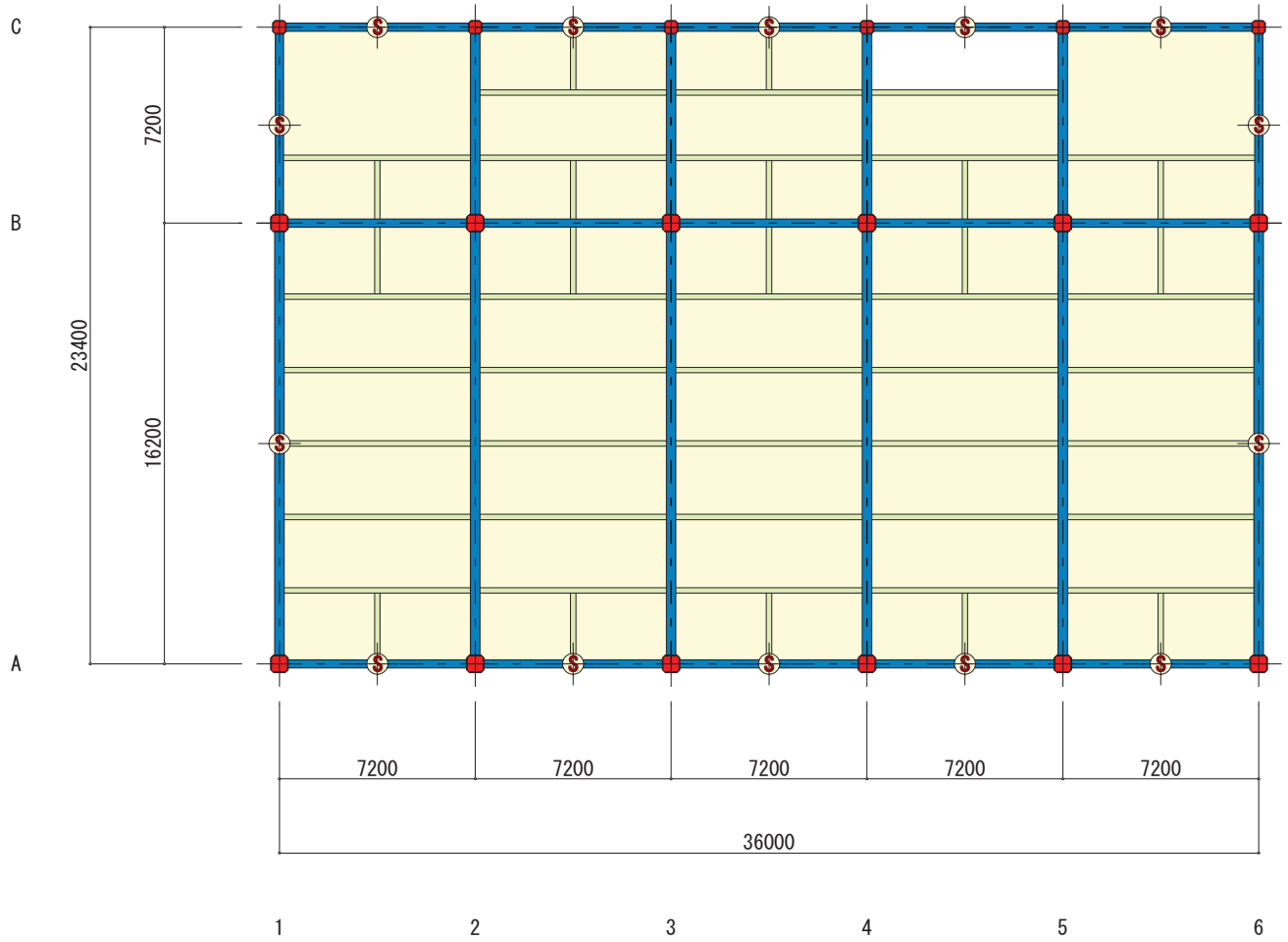

2F 層 (S=1/272)

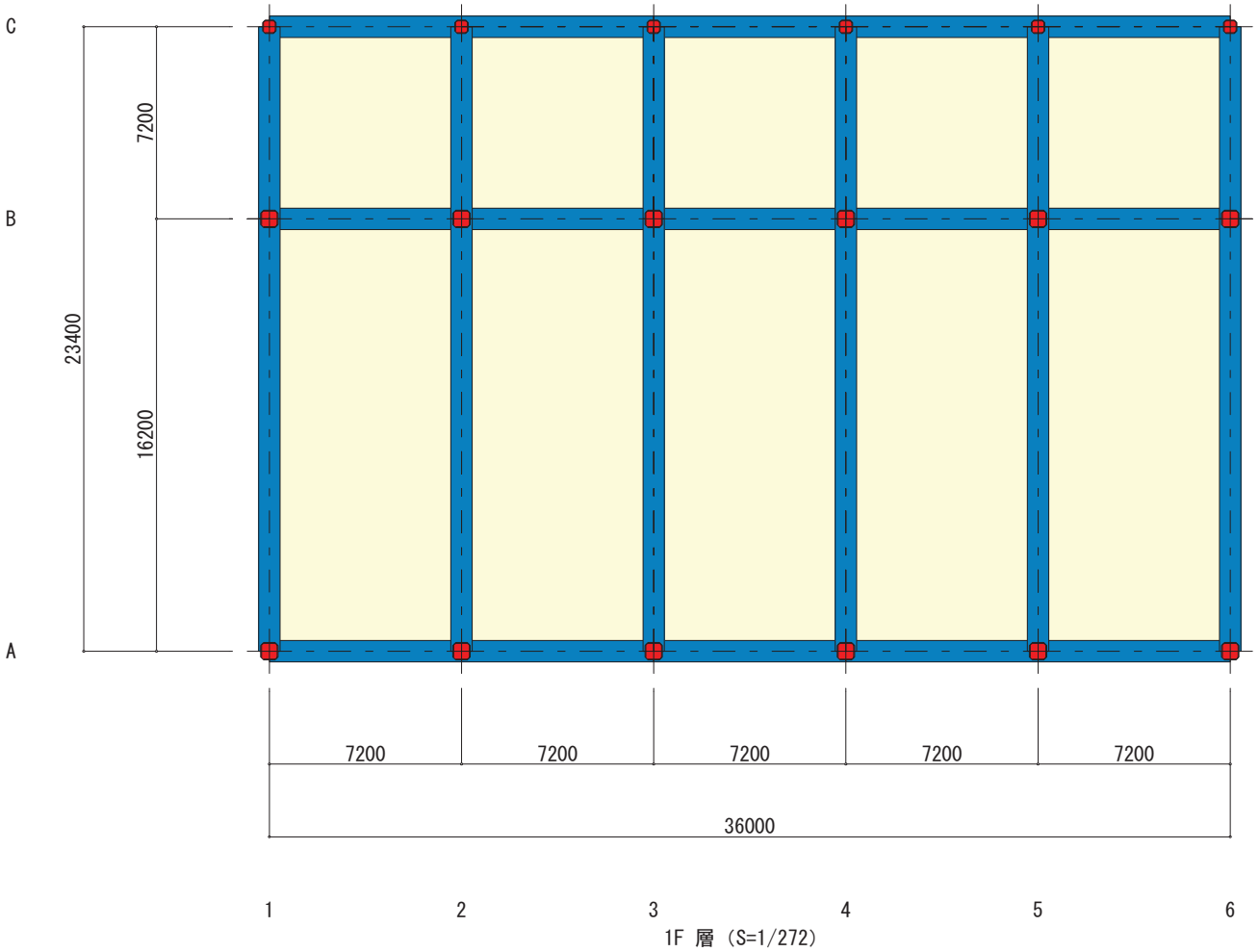

I-3.8.4　特殊スラブ荷重

TL　：LL+DL　　LL　：ラーメン用積載荷重
LLE　：地震用積載荷重　DL　：固定荷重

荷重タイプ	1（集中荷重）	2（線荷重）	3（面荷重）
荷重形とパラメータ	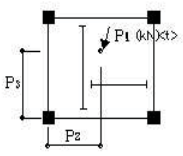	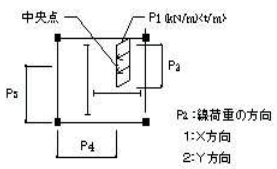	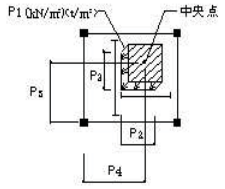

層名	フレーム名	軸名	LL/TL	LLE/LL	荷重形タイプ	荷重形パラメータ (kN, m, kNm, kN/m, kN/m2) P1	P2	P3	P4	P5	コメント
14F	A	1	0.00	0.00	2	0.80	1.00	7.20	3.60	0.00	
		2	0.00	0.00	2	0.80	1.00	7.20	3.60	0.00	
		3	0.00	0.00	2	0.80	1.00	7.20	3.60	0.00	
		4	0.00	0.00	2	0.80	1.00	7.20	3.60	0.00	
		5	0.00	0.00	2	0.80	1.00	7.20	3.60	0.00	
	B	1	0.00	0.00	2	0.80	1.00	7.20	3.60	7.20	
		2	0.00	0.00	2	0.80	1.00	7.20	3.60	7.20	
		3	0.00	0.00	2	0.80	1.00	7.20	3.60	7.20	
		4	0.00	0.00	2	0.80	1.00	7.20	3.60	7.20	
		5	0.00	0.00	2	0.80	1.00	7.20	3.60	7.20	
	1	A	0.00	0.00	2	0.80	2.00	16.20	0.00	8.10	
		B	0.00	0.00	2	0.80	2.00	7.20	0.00	3.60	

層名	ﾌﾚｰﾑ名	軸名	LL/TL	LLE/LL	荷重形タイプ	荷重形パラメータ(kN, m, kNm, kN/m, kN/m2)					コメント
						P1	P2	P3	P4	P5	
14F	5	A	0.00	0.00	2	0.80	2.00	16.20	7.20	8.10	
		B	0.00	0.00	2	0.80	2.00	7.20	7.20	3.60	
13F	A	1	0.00	0.00	2	1.60	1.00	7.20	3.60	0.00	
		2	0.00	0.00	2	1.60	1.00	7.20	3.60	0.00	
		3	0.00	0.00	2	1.60	1.00	7.20	3.60	0.00	
		4	0.00	0.00	2	1.60	1.00	7.20	3.60	0.00	
		5	0.00	0.00	2	1.60	1.00	7.20	3.60	0.00	
	B	1	0.00	0.00	2	1.60	1.00	7.20	3.60	7.20	
		2	0.00	0.00	2	1.60	1.00	7.20	3.60	7.20	
		3	0.00	0.00	2	1.60	1.00	7.20	3.60	7.20	
		4	0.00	0.00	2	1.60	1.00	7.20	3.60	7.20	
		5	0.00	0.00	2	1.60	1.00	7.20	3.60	7.20	
	1	A	0.00	0.00	2	1.60	2.00	16.20	0.00	8.10	
		B	0.00	0.00	2	1.60	2.00	7.20	0.00	3.60	
	5	A	0.00	0.00	2	1.60	2.00	16.20	7.20	8.10	
		B	0.00	0.00	2	1.60	2.00	7.20	7.20	3.60	
12F	A	1	0.00	0.00	2	1.60	1.00	7.20	3.60	0.00	
		2	0.00	0.00	2	1.60	1.00	7.20	3.60	0.00	
		3	0.00	0.00	2	1.60	1.00	7.20	3.60	0.00	
		4	0.00	0.00	2	1.60	1.00	7.20	3.60	0.00	
		5	0.00	0.00	2	1.60	1.00	7.20	3.60	0.00	
	B	1	0.00	0.00	2	1.60	1.00	7.20	3.60	7.20	
		2	0.00	0.00	2	1.60	1.00	7.20	3.60	7.20	
		3	0.00	0.00	2	1.60	1.00	7.20	3.60	7.20	
		4	0.00	0.00	2	1.60	1.00	7.20	3.60	7.20	
		5	0.00	0.00	2	1.60	1.00	7.20	3.60	7.20	
	1	A	0.00	0.00	2	1.60	2.00	16.20	0.00	8.10	
		B	0.00	0.00	2	1.60	2.00	7.20	0.00	3.60	
	5	A	0.00	0.00	2	1.60	2.00	16.20	7.20	8.10	
		B	0.00	0.00	2	1.60	2.00	7.20	7.20	3.60	
11F	A	1	0.00	0.00	2	1.60	1.00	7.20	3.60	0.00	
		2	0.00	0.00	2	1.60	1.00	7.20	3.60	0.00	
		3	0.00	0.00	2	1.60	1.00	7.20	3.60	0.00	
		4	0.00	0.00	2	1.60	1.00	7.20	3.60	0.00	
		5	0.00	0.00	2	1.60	1.00	7.20	3.60	0.00	
	B	1	0.00	0.00	2	1.60	1.00	7.20	3.60	7.20	
		2	0.00	0.00	2	1.60	1.00	7.20	3.60	7.20	
		3	0.00	0.00	2	1.60	1.00	7.20	3.60	7.20	
		4	0.00	0.00	2	1.60	1.00	7.20	3.60	7.20	
		5	0.00	0.00	2	1.60	1.00	7.20	3.60	7.20	
	1	A	0.00	0.00	2	1.60	2.00	16.20	0.00	8.10	
		B	0.00	0.00	2	1.60	2.00	7.20	0.00	3.60	
	5	A	0.00	0.00	2	1.60	2.00	16.20	7.20	8.10	
		B	0.00	0.00	2	1.60	2.00	7.20	7.20	3.60	
10F	A	1	0.00	0.00	2	1.60	1.00	7.20	3.60	0.00	
		2	0.00	0.00	2	1.60	1.00	7.20	3.60	0.00	
		3	0.00	0.00	2	1.60	1.00	7.20	3.60	0.00	
		4	0.00	0.00	2	1.60	1.00	7.20	3.60	0.00	
		5	0.00	0.00	2	1.60	1.00	7.20	3.60	0.00	
	B	1	0.00	0.00	2	1.60	1.00	7.20	3.60	7.20	
		2	0.00	0.00	2	1.60	1.00	7.20	3.60	7.20	
		3	0.00	0.00	2	1.60	1.00	7.20	3.60	7.20	
		4	0.00	0.00	2	1.60	1.00	7.20	3.60	7.20	
		5	0.00	0.00	2	1.60	1.00	7.20	3.60	7.20	
	1	A	0.00	0.00	2	1.60	2.00	16.20	0.00	8.10	
		B	0.00	0.00	2	1.60	2.00	7.20	0.00	3.60	
	5	A	0.00	0.00	2	1.60	2.00	16.20	7.20	8.10	
		B	0.00	0.00	2	1.60	2.00	7.20	7.20	3.60	
9F	A	1	0.00	0.00	2	1.60	1.00	7.20	3.60	0.00	
		2	0.00	0.00	2	1.60	1.00	7.20	3.60	0.00	
		3	0.00	0.00	2	1.60	1.00	7.20	3.60	0.00	
		4	0.00	0.00	2	1.60	1.00	7.20	3.60	0.00	
		5	0.00	0.00	2	1.60	1.00	7.20	3.60	0.00	
	B	1	0.00	0.00	2	1.60	1.00	7.20	3.60	7.20	
		2	0.00	0.00	2	1.60	1.00	7.20	3.60	7.20	

層名	ﾌﾚｰﾑ名	軸名	LL/TL	LLE/LL	荷重形タイプ	荷重形パラメータ(kN, m, kNm, kN/m, kN/m2)					コメント
						P1	P2	P3	P4	P5	
9F	B	3	0.00	0.00	2	1.60	1.00	7.20	3.60	7.20	
		4	0.00	0.00	2	1.60	1.00	7.20	3.60	7.20	
		5	0.00	0.00	2	1.60	1.00	7.20	3.60	7.20	
	1	A	0.00	0.00	2	1.60	2.00	16.20	0.00	8.10	
		B	0.00	0.00	2	1.60	2.00	7.20	0.00	3.60	
	5	A	0.00	0.00	2	1.60	2.00	16.20	7.20	8.10	
		B	0.00	0.00	2	1.60	2.00	7.20	7.20	3.60	
8F	A	1	0.00	0.00	2	1.60	1.00	7.20	3.60	0.00	
		2	0.00	0.00	2	1.60	1.00	7.20	3.60	0.00	
		3	0.00	0.00	2	1.60	1.00	7.20	3.60	0.00	
		4	0.00	0.00	2	1.60	1.00	7.20	3.60	0.00	
		5	0.00	0.00	2	1.60	1.00	7.20	3.60	0.00	
	B	1	0.00	0.00	2	1.60	1.00	7.20	3.60	7.20	
		2	0.00	0.00	2	1.60	1.00	7.20	3.60	7.20	
		3	0.00	0.00	2	1.60	1.00	7.20	3.60	7.20	
		4	0.00	0.00	2	1.60	1.00	7.20	3.60	7.20	
		5	0.00	0.00	2	1.60	1.00	7.20	3.60	7.20	
	1	A	0.00	0.00	2	1.60	2.00	16.20	0.00	8.10	
		B	0.00	0.00	2	1.60	2.00	7.20	0.00	3.60	
	5	A	0.00	0.00	2	1.60	2.00	16.20	7.20	8.10	
		B	0.00	0.00	2	1.60	2.00	7.20	7.20	3.60	
7F	A	1	0.00	0.00	2	1.60	1.00	7.20	3.60	0.00	
		2	0.00	0.00	2	1.60	1.00	7.20	3.60	0.00	
		3	0.00	0.00	2	1.60	1.00	7.20	3.60	0.00	
		4	0.00	0.00	2	1.60	1.00	7.20	3.60	0.00	
		5	0.00	0.00	2	1.60	1.00	7.20	3.60	0.00	
	B	1	0.00	0.00	2	1.60	1.00	7.20	3.60	7.20	
		2	0.00	0.00	2	1.60	1.00	7.20	3.60	7.20	
		3	0.00	0.00	2	1.60	1.00	7.20	3.60	7.20	
		4	0.00	0.00	2	1.60	1.00	7.20	3.60	7.20	
		5	0.00	0.00	2	1.60	1.00	7.20	3.60	7.20	
	1	A	0.00	0.00	2	1.60	2.00	16.20	0.00	8.10	
		B	0.00	0.00	2	1.60	2.00	7.20	0.00	3.60	
	5	A	0.00	0.00	2	1.60	2.00	16.20	7.20	8.10	
		B	0.00	0.00	2	1.60	2.00	7.20	7.20	3.60	
6F	A	1	0.00	0.00	2	1.60	1.00	7.20	3.60	0.00	
		2	0.00	0.00	2	1.60	1.00	7.20	3.60	0.00	
		3	0.00	0.00	2	1.60	1.00	7.20	3.60	0.00	
		4	0.00	0.00	2	1.60	1.00	7.20	3.60	0.00	
		5	0.00	0.00	2	1.60	1.00	7.20	3.60	0.00	
	B	1	0.00	0.00	2	1.60	1.00	7.20	3.60	7.20	
		2	0.00	0.00	2	1.60	1.00	7.20	3.60	7.20	
		3	0.00	0.00	2	1.60	1.00	7.20	3.60	7.20	
		4	0.00	0.00	2	1.60	1.00	7.20	3.60	7.20	
		5	0.00	0.00	2	1.60	1.00	7.20	3.60	7.20	
	1	A	0.00	0.00	2	1.60	2.00	16.20	0.00	8.10	
		B	0.00	0.00	2	1.60	2.00	7.20	0.00	3.60	
	5	A	0.00	0.00	2	1.60	2.00	16.20	7.20	8.10	
		B	0.00	0.00	2	1.60	2.00	7.20	7.20	3.60	
5F	A	1	0.00	0.00	2	1.60	1.00	7.20	3.60	0.00	
		2	0.00	0.00	2	1.60	1.00	7.20	3.60	0.00	
		3	0.00	0.00	2	1.60	1.00	7.20	3.60	0.00	
		4	0.00	0.00	2	1.60	1.00	7.20	3.60	0.00	
		5	0.00	0.00	2	1.60	1.00	7.20	3.60	0.00	
	B	1	0.00	0.00	2	1.60	1.00	7.20	3.60	7.20	
		2	0.00	0.00	2	1.60	1.00	7.20	3.60	7.20	
		3	0.00	0.00	2	1.60	1.00	7.20	3.60	7.20	
		4	0.00	0.00	2	1.60	1.00	7.20	3.60	7.20	
		5	0.00	0.00	2	1.60	1.00	7.20	3.60	7.20	
	1	A	0.00	0.00	2	1.60	2.00	16.20	0.00	8.10	
		B	0.00	0.00	2	1.60	2.00	7.20	0.00	3.60	
	5	A	0.00	0.00	2	1.60	2.00	16.20	7.20	8.10	
		B	0.00	0.00	2	1.60	2.00	7.20	7.20	3.60	
4F	A	1	0.00	0.00	2	1.60	1.00	7.20	3.60	0.00	
		2	0.00	0.00	2	1.60	1.00	7.20	3.60	0.00	

層名	ﾌﾚｰﾑ名	軸名	LL/TL	LLE/LL	荷重形タイプ	荷重形パラメータ(kN, m, kNm, kN/m, kN/m2)					コメント
						P1	P2	P3	P4	P5	
4F	A	3	0.00	0.00	2	1.60	1.00	7.20	3.60	0.00	
		4	0.00	0.00	2	1.60	1.00	7.20	3.60	0.00	
		5	0.00	0.00	2	1.60	1.00	7.20	3.60	0.00	
	B	1	0.00	0.00	2	1.60	1.00	7.20	3.60	7.20	
		2	0.00	0.00	2	1.60	1.00	7.20	3.60	7.20	
		3	0.00	0.00	2	1.60	1.00	7.20	3.60	7.20	
		4	0.00	0.00	2	1.60	1.00	7.20	3.60	7.20	
		5	0.00	0.00	2	1.60	1.00	7.20	3.60	7.20	
	1	A	0.00	0.00	2	1.60	2.00	16.20	0.00	8.10	
		B	0.00	0.00	2	1.60	2.00	7.20	0.00	3.60	
	5	A	0.00	0.00	2	1.60	2.00	16.20	7.20	8.10	
		B	0.00	0.00	2	1.60	2.00	7.20	7.20	3.60	
3F	A	1	0.00	0.00	2	1.60	1.00	7.20	3.60	0.00	
		2	0.00	0.00	2	1.60	1.00	7.20	3.60	0.00	
		3	0.00	0.00	2	1.60	1.00	7.20	3.60	0.00	
		4	0.00	0.00	2	1.60	1.00	7.20	3.60	0.00	
		5	0.00	0.00	2	1.60	1.00	7.20	3.60	0.00	
	B	1	0.00	0.00	2	1.60	1.00	7.20	3.60	7.20	
		2	0.00	0.00	2	1.60	1.00	7.20	3.60	7.20	
		3	0.00	0.00	2	1.60	1.00	7.20	3.60	7.20	
		4	0.00	0.00	2	1.60	1.00	7.20	3.60	7.20	
		5	0.00	0.00	2	1.60	1.00	7.20	3.60	7.20	
	1	A	0.00	0.00	2	1.60	2.00	16.20	0.00	8.10	
		B	0.00	0.00	2	1.60	2.00	7.20	0.00	3.60	
	5	A	0.00	0.00	2	1.60	2.00	16.20	7.20	8.10	
		B	0.00	0.00	2	1.60	2.00	7.20	7.20	3.60	
2F	A	1	0.00	0.00	2	1.78	1.00	7.20	3.60	0.00	
		2	0.00	0.00	2	1.78	1.00	7.20	3.60	0.00	
		3	0.00	0.00	2	1.78	1.00	7.20	3.60	0.00	
		4	0.00	0.00	2	1.78	1.00	7.20	3.60	0.00	
		5	0.00	0.00	2	1.78	1.00	7.20	3.60	0.00	
	B	1	0.00	0.00	2	1.78	1.00	7.20	3.60	7.20	
		2	0.00	0.00	2	1.78	1.00	7.20	3.60	7.20	
		3	0.00	0.00	2	1.78	1.00	7.20	3.60	7.20	
		4	0.00	0.00	2	1.78	1.00	7.20	3.60	7.20	
		5	0.00	0.00	2	1.78	1.00	7.20	3.60	7.20	
	1	A	0.00	0.00	2	1.78	2.00	16.20	0.00	8.10	
		B	0.00	0.00	2	1.78	2.00	7.20	0.00	3.60	
	5	A	0.00	0.00	2	1.78	2.00	16.20	7.20	8.10	
		B	0.00	0.00	2	1.78	2.00	7.20	7.20	3.60	

I-4　モデル化

I-4.1　モデル化条件

壁置換計算方法		自動計算（耐震壁は壁エレメント置換します）
剛域長さの取り方		はり・柱せいの0.00倍引いたもの
剛域がある場合の柱軸剛性の取り方		節点間距離
壁付帯ばりの剛度増大率	鉛直荷重時	100.0 倍
	水平荷重時	自動計算
そで壁、たれ壁、腰壁のＩ		実断面からそのままＩを計算
柱・はりに接すると判断する壁長さ		15.0 (cm)
開口包絡方法		45度で隅切りしない(開口を含む最外縁で包絡)
地震力・風圧力の作用方向(基準軸との角度)	Ｘ方向	0.00 °
	Ｙ方向	90.00 °
片側スラブ付き剛度増大率		自動計算
両側スラブ付き剛度増大率		自動計算
ＲＣ、ＳＲＣ造仕口部のモデル化		剛域を設ける
Ｓ造仕口部のモデル化		剛域を設ける
スリット付壁による剛度増大率		開口タイプ11以降も考慮する(精算式)
耐力壁モデル化用耐力壁上下はりせいの比		2.0
12cm未満(またはt<h/30)の壁の扱い		剛性・耐力に考慮しない
計算に考慮するそで壁、垂れ壁、腰壁長さ		10.0 (cm)
Ｓ造はりの完全合成ばりとしての扱い		完全合成ばりとして計算する

I-4.2　架構モデル化データ図（許容応力度･保有水平耐力計算）

I-4.2.1　架構モデル化データ図（鉛直・水平）

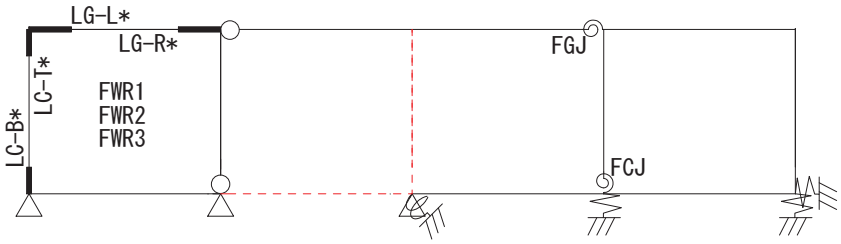

支点バネ
：鉛直方向バネ
：回転方向バネ
：水平方向バネ

柱・はり端部接合状態
○　：ピン節点
　：回転バネ
「BP」はベースプレートによる
回転剛性
FGJ　：はり端部回転バネ定数　(kN･m/rad)
FCJ　：柱端部回転バネ定数　　(kN･m/rad)

- - - - - ：ダミーばり
ダミー柱

剛域
LG-L　：はり左端剛域（cm）
LG-R　：はり右端剛域（cm）
LC-B　：柱脚剛域（cm）
LC-T　：柱頭剛域（cm）
＊：直接入力であることを表します。

壁開口周比
FWR1　：開口面積比 √((Ho･Lo)/(H･L))
FWR2　：開口長さ比 Lo/L
FWR3　：開口高さ比 Ho/H


14F
13F
12F
11F
10F
9F
8F
7F
6F
5F
4F
3F
2F
1F
52550
4000
4000
4025
4000
4000
4000
4000
4000
4025
4000
4000
4000
4500
7200
7200
7200
7200
7200
36000
1
2
3
4
5
6

A フレーム (S=1/272)


14F
13F
12F
11F
10F
9F
8F
7F
6F
5F
4F
3F
2F
1F
52550
4000
4000
4025
4000
4000
4000
4000
4000
4025
4000
4000
4000
4000
4500
7200
7200
7200
7200
7200
36000
1
2
3
4
5
6

B フレーム (S=1/272)


14F
13F
12F
11F
10F
9F
8F
7F
6F
5F
4F
3F
2F
1F
52550
4000
4025
4500
7200
36000
1
2
3
4
5
6

C フレーム (S=1/272)


14F
13F
12F
11F
10F
9F
8F
7F
6F
5F
4F
3F
2F
1F
52550
4000
4025
4500
27.5
55.0
35.0
37.5
52.5
40.0
32.5
50.0
90.0
20.0
23.8
21.3
25.0
18.8
16200
7200
23400
A
B
C

1 フレーム (S=1/272)


14F
13F
12F
11F
10F
9F
8F
7F
6F
5F
4F
3F
2F
1F
52550
4000
4025
4500
16200
7200
23400
A
B
C

2 フレーム (S=1/272)


14F
13F
12F
11F
10F
9F
8F
7F
6F
5F
4F
3F
2F
1F
52550
4000
4025
4500
16200
7200
23400
A
B
C

3 フレーム (S=1/272)


14F
13F
12F
11F
10F
9F
8F
7F
6F
5F
4F
3F
2F
1F
52550
4000
4025
4500
27.5
55.0
35.0
37.5
52.5
40.0
32.5
50.0
90.0
20.0
23.8
21.3
25.0
16200
7200
23400
A
B
C

4 フレーム (S=1/272)


14F
13F
12F
11F
10F
9F
8F
7F
6F
5F
4F
3F
2F
1F
52550
4000
4025
4500
27.5
55.0
35.0
37.5
52.5
40.0
32.5
50.0
90.0
20.0
23.8
21.3
25.0
16200
7200
23400
A
B
C

5 フレーム (S=1/272)


14F
13F
12F
11F
10F
9F
8F
7F
6F
5F
4F
3F
2F
1F
52550
4000
4025
4500
27.5
55.0
35.0
37.5
52.5
40.0
32.5
50.0
90.0
20.0
23.8
21.3
25.0
18.8
16200
7200
23400
A
B
C

6 フレーム (S=1/272)

I-4.2.2　架構モデル化データ図（終局）

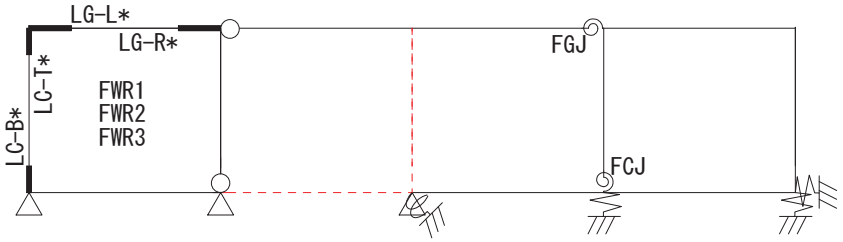

支点バネ
：鉛直方向バネ
：回転方向バネ
：水平方向バネ

柱・はり端部接合状態
○　：ピン節点
　：回転バネ
「BP」はベースプレートによる
回転剛性
FGJ　：はり端部回転バネ定数　(kN･m/rad)
FCJ　：柱端部回転バネ定数　　(kN･m/rad)

- - - - - ：ダミーばり
ダミー柱
剛性･保有水平耐力に考慮しないはり
剛性･保有水平耐力に考慮しない柱

剛域
LG-L　：はり左端剛域（cm）
LG-R　：はり右端剛域（cm）
LC-B　：柱脚剛域（cm）
LC-T　：柱頭剛域（cm）
＊：直接入力であることを表します。

壁開口周比
FWR1　：開口面積比 √((Ho･Lo)/(H･L))
FWR2　：開口長さ比 Lo/L
FWR3　：開口高さ比 Ho/H


14F
13F
12F
11F
10F
9F
8F
7F
6F
5F
4F
3F
2F
1F
52550
4000
4000
4025
4000
4000
4000
4000
4000
4025
4000
4000
4000
4500
7200
7200
7200
7200
7200
36000
1
2
3
4
5
6

A フレーム (S=1/272)


14F
13F
12F
11F
10F
9F
8F
7F
6F
5F
4F
3F
2F
1F
52550
4000
4000
4025
4000
4000
4000
4000
4000
4025
4000
4000
4000
4500
7200
7200
7200
7200
7200
36000
1
2
3
4
5
6

B フレーム (S=1/272)


14F
13F
12F
11F
10F
9F
8F
7F
6F
5F
4F
3F
2F
1F
52550
4000
4000
4025
4000
4000
4000
4000
4000
4025
4000
4000
4000
4500
7200
7200
7200
7200
7200
36000
1
2
3
4
5
6

C フレーム (S=1/272)


14F
13F
12F
11F
10F
9F
8F
7F
6F
5F
4F
3F
2F
1F
52550
4000
4025
4500
27.5
55.0
35.0
37.5
52.5
40.0
32.5
50.0
90.0
20.0
23.8
21.3
25.0
18.8
16200
7200
23400
A
B
C

1 フレーム (S=1/272)


14F
13F
12F
11F
10F
9F
8F
7F
6F
5F
4F
3F
2F
1F
52550
4000
4025
4500
16200
7200
23400
A
B
C

2 フレーム (S=1/272)


14F
13F
12F
11F
10F
9F
8F
7F
6F
5F
4F
3F
2F
1F
52550
4000
4025
4500
16200
7200
23400
A
B
C

3 フレーム (S=1/272)


14F
13F
12F
11F
10F
9F
8F
7F
6F
5F
4F
3F
2F
1F
52550
4000
4025
4500
16200
7200
23400
A
B
C

4 フレーム (S=1/272)


14F
13F
12F
11F
10F
9F
8F
7F
6F
5F
4F
3F
2F
1F
52550
4000
4025
4500
16200
7200
23400
A
B
C

5 フレーム (S=1/272)


14F
13F
12F
11F
10F
9F
8F
7F
6F
5F
4F
3F
2F
1F
52550
4000
4025
4500
27.5
55.0
35.0
37.5
52.5
40.0
32.5
50.0
90.0
20.0
23.8
21.3
25.0
18.8
16200
7200
23400
A
B
C

6 フレーム (S=1/272)

I-5　部材断面特性

I-5.1　部材断面特性

I-5.1.1　共通断面特性

大ばりＭｙ計算に考慮する スラブ筋断面積		7.10 (cm2)
鉄骨スカラップ孔径		35 (mm)
ボルト径		20
ＳＮ鋼材の幅厚比の計算		規定値
ＳＲＣ/Ｓ造はり		
フランジ欠損	端部	なし
	継手	ボルト孔による欠損あり
ウェブのＺへの考慮		継手のみ考慮する
ウェブ欠損率	端部	0 (%)
	継手	15 (%)
はり上端フランジfbのとり方		横座屈を考慮
継手数		両端継手
継手長さ	左端	120 (cm) (柱心から)
	右端	120 (cm) (柱心から)
ＳＲＣ/Ｓ造柱		
ウェブのＺへの考慮		考慮する
Ｚ の欠損率		0 (%)
Ａsの欠損率		0 (%)
Ａnの欠損率		0 (%)
座屈長さ係数	Ｘ方向	自動計算
	Ｙ方向	自動計算
部材端部主筋の付着長さ		
はり端部主筋	上端	Lo/4＋15.0･d
	下端	Lo/4＋20.0･d
端部接合部名称の入力がない 場合の保有耐力接合の扱い		保有耐力接合とする（断面欠損を考慮せず、全断面有効として部材耐力を計算）

I-5.4　はり曲げ耐力に考慮するスラブ筋断面積

以下に出力されていないはり部材は、「I-5.1.1 共通断面特性」の「はりMyに考慮するスラブ筋断面積」の入力値になります。

I-6　共通計算条件

I-6.1　使用基準

ＲＣ造柱はり接合部の計算	2007年版建築物の構造関係技術基準解説書（日本建築ｾﾝﾀｰ）
ＲＣ造断面計算の使用規準	鉄筋ｺﾝｸﾘｰﾄ構造計算規準・同解説 1999年改（日本建築学会）
冷間成形角形鋼管設計・施工ﾏﾆｭｱﾙ	適用する
ｺﾝｸﾘｰﾄ充填鋼管柱の計算基準	平１４国土交通省告示第464号
保有耐力接合計算基準	技術基準解説書（SCSS-H97）

I-6.2　計算ルート指定

計算ルート判別方法	ルート入力		
計算ルート指定		Ｘ方向	Ｙ方向
	RC・SRC造	ルート3	ルート3
	S造	ルート3	ルート3

I-6.3　柱はり接合部計算条件

ＲＣ/ＳＲＣ造柱はり接合部の計算	自動計算 （ﾙｰﾄ2の場合は許容応力度等計算で、ﾙｰﾄ3の場合は保有水平耐力計算で計算）
ＲＣ/ＳＲＣ造柱はり接合部の計算 を行う最大壁長さ	0.0 (cm)
ＲＣ造外柱のはり鉄筋の 水平定着長さの柱せいに対する比	0.75
柱はり接合部検討時 鉄筋引張力(Ｔ)の求め方	Ｍｙから求める
ＲＣ/ＳＲＣ造基礎ばりの柱はり接合部の計算	計算する

I-7　許容応力度計算

I-7.1　応力解析・モデル化

I-7.1.1　応力計算条件

応力計算法	立体解析
鉛直荷重時柱軸方向変位	拘束しない
浮上りの考慮	考慮しない
基礎荷重の取り扱い	特殊荷重として、建物全体で計算
引張ブレースのモデル化	引張ブレースとして圧縮力は負担しないとして計算
引張ブレース収束計算の打ち切り回数	20

I-7.2　剛性率・偏心率

I-7.2.1　剛性率、偏心率計算条件

雑壁ｎ値計算の基準とみなす柱の剛性	両方向共φＭで入力（φＭ＝1.500）
面内雑壁のｎ値	1.00

	重心計算	剛心計算
地震時に剛床を解除した節点に接続する鉛直部材の考慮	考慮しない	考慮しない
計算法	柱軸力の重心	鉛直部材の剛性から計算

剛心計算時の基礎荷重による応力の考慮	考慮する
剛性率計算時の層間変形角の求め方	主剛床の剛心位置で算定

I-7.3　断面計算

I-7.3.1　断面計算条件

断面計算共通条件

断面計算の種別		検定計算 （ＲＣ造　：主筋,あばら筋,帯筋 共に検定） （ＳＲＣ造：鉄骨入力,主筋,あばら筋,帯筋 共に検定）
断面計算の指定		１部材ごと計算
曲げモーメントの検定比		1.00
せん断力の検定比		1.00
柱２軸計算		長期短期共に２軸
SRC/S溶接部許容応力度の低減	はり端部	母材のまま
	はり継手	母材のまま
	柱	母材のまま
基礎ばりの使用上の支障が起きるたわみの確認		行う

ＲＣ・ＳＲＣ造断面計算条件

長期荷重時モーメント算定位置	Ｘ方向	軸心
	Ｙ方向	軸心
短期荷重時モーメント算定位置	Ｘ方向	フェースと剛域端のうち軸心からの距離が大きい方
	Ｙ方向	フェースと剛域端のうち軸心からの距離が大きい方
フェースからの入り長さ		0.0 (cm)
柱のＭｙ計算用地震時軸力の割増率	Ｘ方向	2.00
	Ｙ方向	2.00
地震時柱応力の割増に用いる柱地震時水平力の負担率	Ｘ方向	壁負担率５０％超える場合は、0.25 そうでない場合は割増率の計算を行わない
	Ｙ方向	壁負担率５０％超える場合は、0.25 そうでない場合は割増率の計算を行わない
許容せん断耐力式のＭ/Ｑ･ｄのとり方		告示（Ｍ、Ｑの最大値）
ルート２－３の時のせん断強度	はり	終局強度式 (0.068)
	柱	終局強度式 (0.068) bQsu+0.1σo･b･j
高強度せん断補強筋使用時の短期許容せん断力式		安全性確保のための短期許容せん断力式
ＳＲＣ造柱のＲＣとＳの曲げ耐力の累加法		単純累加
ＳＲＣ造柱のベースプレートの扱い		耐力を考慮しない
ＳＲＣ造耐震壁の計算方法		フレームによる拘束効果を考慮しない
耐力壁の開口補強筋計算方法		自動計算 (「開口周比の計算方法」の指定により、 最大開口、包絡開口のいずれかに対して計算します)

Ｓ造断面計算条件

短期荷重時モーメント算定位置	Ｘ方向	フェース

短期荷重時モーメント算定位置	Y方向	フェース
フェースからの入り長さ		0.0 (cm)
短期曲げ許容応力度(fbs)の計算方法		短期応力より求める
はりの断面計算に軸力の考慮		考慮しない
柱せん断力の検定計算		軸力のみ考慮

I-7.3.3　冷間成形角形鋼管応力割増率

鋼材種別	内ダイアフラム	通しダイアフラム	外ダイアフラム
BCP	1.10	1.20	1.20
BCR	1.20	1.30	1.30
STKR	1.30	1.40	1.40

I-7.3.7　鉄筋径（算定計算）

a) はり鉄筋径

層	X方向		Y方向	
	主筋径	あばら筋径	主筋径	あばら筋径
14F	D25	D10	D25	D10
13F	D25	D10	D25	D10
12F	D25	D10	D25	D10
11F	D25	D10	D25	D10
10F	D25	D10	D25	D10
9F	D25	D10	D25	D10
8F	D25	D10	D25	D10
7F	D25	D10	D25	D10
6F	D25	D10	D25	D10
5F	D25	D10	D25	D10
4F	D25	D10	D25	D10
3F	D25	D10	D25	D10
2F	D25	D10	D25	D10
1F	D25	D13	D25	D13

b) 柱鉄筋径

階	主筋径	帯筋径
13F	D25	D10
12F	D25	D10
11F	D25	D10
10F	D25	D10
9F	D25	D10
8F	D25	D10
7F	D25	D10
6F	D25	D10
5F	D25	D10
4F	D25	D10
3F	D25	D10
2F	D25	D10
1F	D25	D10

c) 壁鉄筋径

層	X方向		Y方向	
	壁筋径	開口補強筋	壁筋径	開口補強筋
13F	D10	D13	D10	D13
12F	D10	D13	D10	D13
11F	D10	D13	D10	D13
10F	D10	D13	D10	D13
9F	D10	D13	D10	D13
8F	D10	D13	D10	D13
7F	D10	D13	D10	D13
6F	D10	D13	D10	D13
5F	D10	D13	D10	D13
4F	D10	D13	D10	D13
3F	D10	D13	D10	D13
2F	D10	D13	D10	D13
1F	D10	D13	D10	D13

I-8　保有水平耐力計算

I-8.1　計算条件

I-8.1.1　基本条件

計算加力方向	Ｘ方向正加力	計算する
	Ｘ方向負加力	計算する
	Ｙ方向正加力	計算する
	Ｙ方向負加力	計算する
保有水平耐力の検定比		1.00
算定対象最上階		13F
算定対象最下階		1F
計算種別		保有水平耐力計算
基礎重量の比率		0.00
浮上り･圧縮耐力(鉛直バネ)の考慮		保有耐力時、Ｄs算定時共考慮しない （終局時まで支点は解除しない）
剛性率、偏心率		階毎に雑壁考慮した値と、雑壁考慮しない値の不利な方を用いる
SRC造Ds判定にはりの種別の考慮		考慮しない
崩壊形の確認 （2007年版技術基準解説書 付録1-7「4.8崩壊形」による）		ΣMpc/ΣMpb≧1.4で全体崩壊形の確認を行う

I-8.1.2　計算条件

増分解析打切り条件		保有耐力時判定条件に達したら打ち切る
保有耐力時判定条件		層間変形角 脆性破壊の発生のいずれか
保有水平耐力算定用 限界層間変形角	RC、SRC造	1/　50
	S造	1/　50
Ds算定用 限界層間変形角	RC、SRC造	1/　25
	S造	1/　25
終局時Co値		保有水平耐力時:0.40、Ｄｓ算定時:0.40
脆性部材を含むQuの算定方法		Dﾗﾝｸ部材にA～Cﾗﾝｸ部材を 1.00倍して加える

I-8.1.3　解析条件等

解析モデル		立体ＭＳモデル
立体モデルのはり・柱塑性化モデル		危険断面位置と剛域を別とする（剛域は許容応力度等計算で用いた長さ）
ひび割れによる剛性低下の考慮		考慮する
曲げ耐力の各ステップでの計算		----
せん断耐力の各ステップでの計算		しない
せん断耐力の求め方		入力したせん断補強筋でせん断耐力を計算し解析を行う
危険断面位置の取り方	RC,SRC造	フェースから柱・はりせいの0.00倍引いた位置
	S造	フェースから柱・はりせいの0.00倍引いた位置
壁付帯ばりの剛度増大率		「4.1 モデル化条件」の指定による
ＳＲＣ、Ｓ造鉄骨柱脚モデル化		ベースプレート下面でモデル化
せん断終局耐力式のＭ/Ｑ･ｄのとり方		告示（Ｍ、Ｑの最大値）
はり長期応力の考慮		考慮する
柱、壁、ブレース長期応力(曲げ、せん断)の考慮		考慮する
はり、柱ヒンジ確定のための割増率　αm		1.00
ｈo/ＤのＤのとり方		柱せい
耐力壁頭部の曲げに対する塑性化		塑性化しない
ヒンジ判定の条件（%）		鋼材の軸バネが95%、またはコンクリート軸バネが100% （立体モデルのみ有効）

せん断力の割増率			ＲＣ	ＳＲＣ
柱	両端ヒンジ	α	1.10	1.00
	その他	αe	1.25	1.00
はり	両端ヒンジ	α	1.10	1.00
	その他	αe	1.20	1.00
壁	その他	α、αe	1.25	1.00

I-8.1.4　冷間成形角形鋼管の計算

局部崩壊層ある場合の取り扱い：

1＝　崩壊形式の判定により局部崩壊層の自動設定を行い
　　局部崩壊層による耐力低減を考慮した保有水平耐力の再計算を行なう

2＝　局部崩壊層の自動設定は行わない

	X(正加力)	X(負加力)	Y(正加力)	Y(負加力)
崩壊形式の判別	行う	行う	行う	行う
局部崩壊層の設定および再計算	1	1	1	1

I-8.1.5　増分解析の制御条件

水平力の載荷の制御条件		自動分割制御
反復計算の打切り回数		5
最大不釣合い力率		0.01 %
最大不釣合い力		0.00 (kN)
最大不釣合いモーメント		0.00 (kN･cm)
せん断耐力精算	繰り返し回数	---
	打ち切り誤差	---

I-8.1.8　部材の耐力算定式

参考文献

【１】：日本建築センター　2007年版 建築物の構造関係技術基準解説書
【２】：日本建築学会　鉄骨鉄筋コンクリート造構造計算規準
【３】：日本建築学会　鋼構造塑性設計指針
【４】：日本建築学会　建築耐震設計における保有耐力と変形性能
【５】：日本建築センター　冷間成形角形鋼管設計・施工マニュアル
【６】：日本建築学会　鋼構造座屈設計指針 1996年

ＲＣ造部材

はり	曲げ耐力式	文献【１】付1.3-5式を適用
	せん断耐力式	文献【１】付1.3-7式を適用
腰壁・たれ壁付はり	曲げ耐力式	文献【１】付1.3-40式を適用
	せん断耐力式	文献【１】付1.3-44式を適用
柱	曲げ耐力式	柱軸ばねのＭ－Ｎ曲線による
	せん断耐力式	文献【１】付1.3-16式を適用 係数 0.068 を用いる
	せん断ひびわれ耐力式	文献【１】付1.3-8式を適用
そで壁付柱	曲げ耐力	柱軸ばねのＭ－Ｎ曲線による
	せん断耐力式	文献【１】付1.3-44式を適用
耐力壁	曲げ耐力式	壁軸ばねのＭ－Ｎ曲線による
	せん断耐力式	文献【１】付1.3-38式を適用
	せん断ひびわれ耐力式	文献【１】付1.3-28式を適用
そで壁付柱	せん断耐力	柱頭、柱脚の小さい方

ＳＲＣ造部材

はり	曲げ耐力式	文献【２】(112)式を適用
	せん断耐力式	文献【１】付1.4-37～40式を適用
腰壁・たれ壁付はり	曲げ耐力式	文献【４】(2.2)式を適用
	せん断耐力式	文献【４】(2.9)式を適用
柱	曲げ耐力式	柱軸ばねのＭ－Ｎ曲線による
	せん断耐力式	文献【１】付1.4-37～40式を適用
そで壁付柱	曲げ耐力式	柱軸ばねのＭ－Ｎ曲線による
	せん断耐力式	文献【４】(2.9)式を適用
耐力壁	曲げ耐力式	柱軸ばねのＭ－Ｎ曲線による
	せん断耐力式	文献【１】付1.4-43～47式を適用
壁付はり・柱	曲げおよびせん断耐力式	分離型
そで壁付柱	せん断耐力	柱頭、柱脚の小さい方

Ｓ造部材

はり	曲げ耐力式	文献【３】(5.9-a)～(5.11-b)式を適用
	せん断耐力式	As･sσy / √3
柱	曲げ耐力	柱軸ばねのＭ－Ｎ曲線による
	せん断耐力式	As･sσy / √3
露出柱脚	曲げ耐力	柱軸ばねのＭ－Ｎ曲線による
	せん断耐力式	文献【１】付1.2-28～34式を適用
Ｓブレース	引張耐力式	A･sσy
	圧縮耐力式	文献【６】(2.6.1)～(2.6.3)式を適用
	圧縮耐力の取り方	座屈耐力
幅厚比が不足する部材	曲げ耐力の取り方	My

§２．許容応力度等計算結果

A-1　準備計算結果

A-1.1　部材のＣ、Ｍｏ、Ｑ

A-1.1.1　部材のＣ、Ｍｏ、Ｑ図

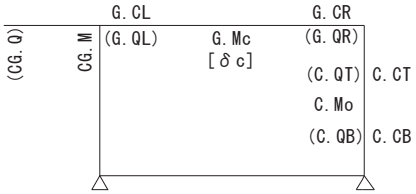

G.CL	：はり左端固定端モーメント	(kN･m)
G.CR	：はり右端固定端モーメント	(kN･m)
G.Mc	：単純梁としたときの中央モーメント	(kN･m)
G.QL	：はり左端せん断力	(kN)
G.QR	：はり右端せん断力	(kN)
δc	：鉄骨梁の中央たわみ	(cm)
CG.M	：片持ばりモーメント	(kN･m)
CG.Q	：片持ばりせん断力	(kN)
C.CB	：柱脚固定端モーメント	(kN･m)
C.CT	：柱頭固定端モーメント	(kN･m)
C.Mo	：単純梁としてときの中央モーメント	(kN･m)
C.QB	：柱脚せん断力	(kN)
C.QT	：柱頭せん断力	(kN)

固定荷重＋積載荷重



A フレーム (S=1/272)

固定荷重＋積載荷重



B フレーム (S=1/272)

固定荷重＋積載荷重



C フレーム (S=1/272)

固定荷重＋積載荷重



1 フレーム (S=1/272)

固定荷重＋積載荷重



2 フレーム (S=1/272)

固定荷重＋積載荷重



3 フレーム (S=1/272)

固定荷重＋積載荷重



4 フレーム (S=1/272)

固定荷重＋積載荷重



5 フレーム (S=1/272)

固定荷重＋積載荷重



6 フレーム (S=1/272)

A-1.1.2　はりのＣ、Ｍｏ、Ｑ表

はりのＣ、Ｍｏ、Ｑ（固定荷重＋積載荷重）

A フレーム

層名	軸名1	軸名2	固定端モーメント(kN･m)		単純梁としたときの中央モーメント Mo (kN･m)	せん断力(kN)		軸力(kN)		鉄骨梁の単純梁としたときの中央たわみ δo(cm)
			CL	CR		QL	QR	NL	NR	
14F	1	2	67.3	67.3	101.7	55.7	55.7	0.0	0.0	0.042
	2	3	59.4	59.4	89.7	49.1	49.1	0.0	0.0	0.136
	3	4	59.4	59.4	89.7	49.1	49.1	0.0	0.0	0.136
	4	5	59.4	59.4	89.7	49.1	49.1	0.0	0.0	0.136
	5	6	67.3	67.3	101.7	55.7	55.7	0.0	0.0	0.042
13F	1	2	61.5	61.5	92.9	50.9	50.9	0.0	0.0	0.039
	2	3	53.5	53.5	80.9	44.2	44.2	0.0	0.0	0.122
	3	4	53.5	53.5	80.9	44.2	44.2	0.0	0.0	0.122
	4	5	53.5	53.5	80.9	44.2	44.2	0.0	0.0	0.122
	5	6	61.5	61.5	92.9	50.9	50.9	0.0	0.0	0.039
12F	1	2	61.5	61.5	92.9	50.9	50.9	0.0	0.0	0.039
	2	3	53.5	53.5	80.9	44.2	44.2	0.0	0.0	0.122
	3	4	53.5	53.5	80.9	44.2	44.2	0.0	0.0	0.122
	4	5	53.5	53.5	80.9	44.2	44.2	0.0	0.0	0.122
	5	6	61.5	61.5	92.9	50.9	50.9	0.0	0.0	0.039
11F	1	2	61.5	61.5	92.9	50.9	50.9	0.0	0.0	0.039
	2	3	55.6	55.6	84.0	45.9	45.9	0.0	0.0	0.079
	3	4	55.6	55.6	84.0	45.9	45.9	0.0	0.0	0.079
	4	5	55.6	55.6	84.0	45.9	45.9	0.0	0.0	0.079
	5	6	61.5	61.5	92.9	50.9	50.9	0.0	0.0	0.039
10F	1	2	61.5	61.5	92.9	50.9	50.9	0.0	0.0	0.039
	2	3	55.6	55.6	84.0	45.9	45.9	0.0	0.0	0.079
	3	4	55.6	55.6	84.0	45.9	45.9	0.0	0.0	0.079
	4	5	55.6	55.6	84.0	45.9	45.9	0.0	0.0	0.079
	5	6	61.5	61.5	92.9	50.9	50.9	0.0	0.0	0.039
9F	1	2	61.5	61.5	92.9	50.9	50.9	0.0	0.0	0.039
	2	3	55.6	55.6	84.0	45.9	45.9	0.0	0.0	0.079
	3	4	55.6	55.6	84.0	45.9	45.9	0.0	0.0	0.079
	4	5	55.6	55.6	84.0	45.9	45.9	0.0	0.0	0.079
	5	6	61.5	61.5	92.9	50.9	50.9	0.0	0.0	0.039
8F	1	2	61.5	61.5	92.9	50.9	50.9	0.0	0.0	0.039
	2	3	55.6	55.6	84.0	45.9	45.9	0.0	0.0	0.079
	3	4	55.6	55.6	84.0	45.9	45.9	0.0	0.0	0.079
	4	5	55.6	55.6	84.0	45.9	45.9	0.0	0.0	0.079
	5	6	61.5	61.5	92.9	50.9	50.9	0.0	0.0	0.039
7F	1	2	61.5	61.5	92.9	50.9	50.9	0.0	0.0	0.039
	2	3	55.6	55.6	84.0	45.9	45.9	0.0	0.0	0.079
	3	4	55.6	55.6	84.0	45.9	45.9	0.0	0.0	0.079
	4	5	55.6	55.6	84.0	45.9	45.9	0.0	0.0	0.079
	5	6	61.5	61.5	92.9	50.9	50.9	0.0	0.0	0.039
6F	1	2	61.5	61.5	92.9	50.9	50.9	0.0	0.0	0.039
	2	3	55.6	55.6	84.0	45.9	45.9	0.0	0.0	0.079
	3	4	55.6	55.6	84.0	45.9	45.9	0.0	0.0	0.079
	4	5	55.6	55.6	84.0	45.9	45.9	0.0	0.0	0.079
	5	6	61.5	61.5	92.9	50.9	50.9	0.0	0.0	0.039
5F	1	2	61.5	61.5	92.9	50.9	50.9	0.0	0.0	0.039
	2	3	55.6	55.6	84.0	45.9	45.9	0.0	0.0	0.079
	3	4	55.6	55.6	84.0	45.9	45.9	0.0	0.0	0.079
	4	5	55.6	55.6	84.0	45.9	45.9	0.0	0.0	0.079
	5	6	61.5	61.5	92.9	50.9	50.9	0.0	0.0	0.039
4F	1	2	61.5	61.5	92.9	50.9	50.9	0.0	0.0	0.039
	2	3	55.6	55.6	84.0	45.9	45.9	0.0	0.0	0.079
	3	4	55.6	55.6	84.0	45.9	45.9	0.0	0.0	0.079
	4	5	55.6	55.6	84.0	45.9	45.9	0.0	0.0	0.079
	5	6	61.5	61.5	92.9	50.9	50.9	0.0	0.0	0.039
3F	1	2	61.5	61.5	92.9	50.9	50.9	0.0	0.0	0.039
	2	3	55.6	55.6	84.0	45.9	45.9	0.0	0.0	0.079
	3	4	55.6	55.6	84.0	45.9	45.9	0.0	0.0	0.079
	4	5	55.6	55.6	84.0	45.9	45.9	0.0	0.0	0.079

A フレーム

層名	軸名1	軸名2	固定端モーメント(kN･m)		単純梁としたときの中央モーメント Mo (kN･m)	せん断力(kN)		軸力(kN)		鉄骨梁の単純梁としたときの中央たわみ δo(cm)
			CL	CR		QL	QR	NL	NR	
3F	5	6	61.5	61.5	92.9	50.9	50.9	0.0	0.0	0.039
2F	1	2	62.2	62.2	94.0	51.5	51.5	0.0	0.0	0.039
	2	3	56.4	56.4	85.2	46.6	46.6	0.0	0.0	0.080
	3	4	56.4	56.4	85.2	46.6	46.6	0.0	0.0	0.080
	4	5	56.4	56.4	85.2	46.6	46.6	0.0	0.0	0.080
	5	6	62.2	62.2	94.0	51.5	51.5	0.0	0.0	0.039
1F	1	2	227.5	227.5	348.5	177.6	177.6	0.0	0.0	
	2	3	227.5	227.5	348.5	177.6	177.6	0.0	0.0	
	3	4	227.5	227.5	348.5	177.6	177.6	0.0	0.0	
	4	5	227.5	227.5	348.5	177.6	177.6	0.0	0.0	
	5	6	227.5	227.5	348.5	177.6	177.6	0.0	0.0	

B フレーム

層名	軸名1	軸名2	固定端モーメント(kN･m)		単純梁としたときの中央モーメント Mo (kN･m)	せん断力(kN)		軸力(kN)		鉄骨梁の単純梁としたときの中央たわみ δo(cm)
			CL	CR		QL	QR	NL	NR	
14F	1	2	104.9	104.9	158.6	86.7	86.7	0.0	0.0	0.060
	2	3	96.9	96.9	146.7	80.1	80.1	0.0	0.0	0.199
	3	4	96.9	96.9	146.7	80.1	80.1	0.0	0.0	0.199
	4	5	96.9	96.9	146.7	80.1	80.1	0.0	0.0	0.199
	5	6	104.9	104.9	158.6	86.7	86.7	0.0	0.0	0.060
13F	1	2	87.3	87.3	132.2	72.0	72.0	0.0	0.0	0.050
	2	3	79.3	79.3	120.2	65.4	65.4	0.0	0.0	0.163
	3	4	79.3	79.3	120.2	65.4	65.4	0.0	0.0	0.163
	4	5	79.3	79.3	120.2	65.4	65.4	0.0	0.0	0.163
	5	6	87.3	87.3	132.2	72.0	72.0	0.0	0.0	0.050
12F	1	2	87.3	87.3	132.2	72.0	72.0	0.0	0.0	0.050
	2	3	79.3	79.3	120.2	65.4	65.4	0.0	0.0	0.163
	3	4	79.3	79.3	120.2	65.4	65.4	0.0	0.0	0.163
	4	5	79.3	79.3	120.2	65.4	65.4	0.0	0.0	0.163
	5	6	87.3	87.3	132.2	72.0	72.0	0.0	0.0	0.050
11F	1	2	87.3	87.3	132.2	72.0	72.0	0.0	0.0	0.050
	2	3	81.4	81.4	123.3	67.1	67.1	0.0	0.0	0.104
	3	4	81.4	81.4	123.3	67.1	67.1	0.0	0.0	0.104
	4	5	81.4	81.4	123.3	67.1	67.1	0.0	0.0	0.104
	5	6	87.3	87.3	132.2	72.0	72.0	0.0	0.0	0.050
10F	1	2	87.3	87.3	132.2	72.0	72.0	0.0	0.0	0.050
	2	3	81.4	81.4	123.3	67.1	67.1	0.0	0.0	0.104
	3	4	81.4	81.4	123.3	67.1	67.1	0.0	0.0	0.104
	4	5	81.4	81.4	123.3	67.1	67.1	0.0	0.0	0.104
	5	6	87.3	87.3	132.2	72.0	72.0	0.0	0.0	0.050
9F	1	2	87.3	87.3	132.2	72.0	72.0	0.0	0.0	0.050
	2	3	81.4	81.4	123.3	67.1	67.1	0.0	0.0	0.104
	3	4	81.4	81.4	123.3	67.1	67.1	0.0	0.0	0.104
	4	5	81.4	81.4	123.3	67.1	67.1	0.0	0.0	0.104
	5	6	87.3	87.3	132.2	72.0	72.0	0.0	0.0	0.050
8F	1	2	87.3	87.3	132.2	72.0	72.0	0.0	0.0	0.050
	2	3	81.4	81.4	123.3	67.1	67.1	0.0	0.0	0.104
	3	4	81.4	81.4	123.3	67.1	67.1	0.0	0.0	0.104
	4	5	81.4	81.4	123.3	67.1	67.1	0.0	0.0	0.104
	5	6	87.3	87.3	132.2	72.0	72.0	0.0	0.0	0.050
7F	1	2	87.3	87.3	132.2	72.0	72.0	0.0	0.0	0.050
	2	3	81.4	81.4	123.3	67.1	67.1	0.0	0.0	0.104
	3	4	81.4	81.4	123.3	67.1	67.1	0.0	0.0	0.104
	4	5	81.4	81.4	123.3	67.1	67.1	0.0	0.0	0.104
	5	6	87.3	87.3	132.2	72.0	72.0	0.0	0.0	0.050
6F	1	2	87.3	87.3	132.2	72.0	72.0	0.0	0.0	0.050
	2	3	81.4	81.4	123.3	67.1	67.1	0.0	0.0	0.104
	3	4	81.4	81.4	123.3	67.1	67.1	0.0	0.0	0.104
	4	5	81.4	81.4	123.3	67.1	67.1	0.0	0.0	0.104
	5	6	87.3	87.3	132.2	72.0	72.0	0.0	0.0	0.050
5F	1	2	87.3	87.3	132.2	72.0	72.0	0.0	0.0	0.050
	2	3	81.4	81.4	123.3	67.1	67.1	0.0	0.0	0.104
	3	4	81.4	81.4	123.3	67.1	67.1	0.0	0.0	0.104

B フレーム

層名	軸名1	軸名2	固定端モーメント(kN・m)		単純梁としたときの中央モーメント Mo (kN・m)	せん断力(kN)		軸力(kN)		鉄骨梁の単純梁としたときの中央たわみ δo(cm)
			CL	CR		QL	QR	NL	NR	
5F	4	5	81.4	81.4	123.3	67.1	67.1	0.0	0.0	0.104
	5	6	87.3	87.3	132.2	72.0	72.0	0.0	0.0	0.050
4F	1	2	87.3	87.3	132.2	72.0	72.0	0.0	0.0	0.050
	2	3	81.4	81.4	123.3	67.1	67.1	0.0	0.0	0.104
	3	4	81.4	81.4	123.3	67.1	67.1	0.0	0.0	0.104
	4	5	81.4	81.4	123.3	67.1	67.1	0.0	0.0	0.104
	5	6	87.3	87.3	132.2	72.0	72.0	0.0	0.0	0.050
3F	1	2	87.3	87.3	132.2	72.0	72.0	0.0	0.0	0.050
	2	3	81.4	81.4	123.3	67.1	67.1	0.0	0.0	0.104
	3	4	81.4	81.4	123.3	67.1	67.1	0.0	0.0	0.104
	4	5	81.4	81.4	123.3	67.1	67.1	0.0	0.0	0.104
	5	6	87.3	87.3	132.2	72.0	72.0	0.0	0.0	0.050
2F	1	2	87.3	87.3	132.2	72.0	72.0	0.0	0.0	0.050
	2	3	81.4	81.4	123.3	67.1	67.1	0.0	0.0	0.104
	3	4	81.4	81.4	123.3	67.1	67.1	0.0	0.0	0.104
	4	5	81.4	81.4	123.3	67.1	67.1	0.0	0.0	0.104
	5	6	87.3	87.3	132.2	72.0	72.0	0.0	0.0	0.050
1F	1	2	286.4	286.4	444.0	214.7	214.7	0.0	0.0	
	2	3	286.4	286.4	444.0	214.7	214.7	0.0	0.0	
	3	4	286.4	286.4	444.0	214.7	214.7	0.0	0.0	
	4	5	286.4	286.4	444.0	214.7	214.7	0.0	0.0	
	5	6	286.4	286.4	444.0	214.7	214.7	0.0	0.0	

C フレーム

層名	軸名1	軸名2	固定端モーメント(kN・m)		単純梁としたときの中央モーメント Mo (kN・m)	せん断力(kN)		軸力(kN)		鉄骨梁の単純梁としたときの中央たわみ δo(cm)
			CL	CR		QL	QR	NL	NR	
14F	1	2	52.9	52.9	79.9	43.7	43.7	0.0	0.0	0.189
	2	3	52.9	52.9	79.9	43.7	43.7	0.0	0.0	0.189
	3	4	52.9	52.9	79.9	43.7	43.7	0.0	0.0	0.189
	4	5	52.9	52.9	79.9	43.7	43.7	0.0	0.0	0.189
	5	6	52.9	52.9	79.9	43.7	43.7	0.0	0.0	0.189
13F	1	2	15.3	15.3	23.0	12.8	12.8	0.0	0.0	0.072
	2	3	55.3	55.3	83.5	45.8	45.8	0.0	0.0	0.198
	3	4	55.3	55.3	83.5	45.8	45.8	0.0	0.0	0.198
	4	5	15.3	15.3	23.0	12.8	12.8	0.0	0.0	0.088
	5	6	15.3	15.3	23.0	12.8	12.8	0.0	0.0	0.072
12F	1	2	15.3	15.3	23.0	12.8	12.8	0.0	0.0	0.072
	2	3	55.3	55.3	83.5	45.8	45.8	0.0	0.0	0.198
	3	4	55.3	55.3	83.5	45.8	45.8	0.0	0.0	0.198
	4	5	15.3	15.3	23.0	12.8	12.8	0.0	0.0	0.088
	5	6	15.3	15.3	23.0	12.8	12.8	0.0	0.0	0.072
11F	1	2	16.7	16.7	25.0	13.9	13.9	0.0	0.0	0.048
	2	3	56.7	56.7	85.6	46.9	46.9	0.0	0.0	0.130
	3	4	56.7	56.7	85.6	46.9	46.9	0.0	0.0	0.130
	4	5	16.7	16.7	25.0	13.9	13.9	0.0	0.0	0.058
	5	6	16.7	16.7	25.0	13.9	13.9	0.0	0.0	0.048
10F	1	2	16.7	16.7	25.0	13.9	13.9	0.0	0.0	0.048
	2	3	56.7	56.7	85.6	46.9	46.9	0.0	0.0	0.130
	3	4	56.7	56.7	85.6	46.9	46.9	0.0	0.0	0.130
	4	5	16.7	16.7	25.0	13.9	13.9	0.0	0.0	0.058
	5	6	16.7	16.7	25.0	13.9	13.9	0.0	0.0	0.048
9F	1	2	16.7	16.7	25.0	13.9	13.9	0.0	0.0	0.048
	2	3	56.7	56.7	85.6	46.9	46.9	0.0	0.0	0.130
	3	4	56.7	56.7	85.6	46.9	46.9	0.0	0.0	0.130
	4	5	16.7	16.7	25.0	13.9	13.9	0.0	0.0	0.058
	5	6	16.7	16.7	25.0	13.9	13.9	0.0	0.0	0.048
8F	1	2	16.7	16.7	25.0	13.9	13.9	0.0	0.0	0.048
	2	3	56.7	56.7	85.6	46.9	46.9	0.0	0.0	0.130
	3	4	56.7	56.7	85.6	46.9	46.9	0.0	0.0	0.130
	4	5	16.7	16.7	25.0	13.9	13.9	0.0	0.0	0.058
	5	6	16.7	16.7	25.0	13.9	13.9	0.0	0.0	0.048
7F	1	2	16.7	16.7	25.0	13.9	13.9	0.0	0.0	0.048
	2	3	56.7	56.7	85.6	46.9	46.9	0.0	0.0	0.130

C フレーム

層名	軸名1	軸名2	固定端モーメント(kN・m)		単純梁としたときの中央モーメント Mo (kN・m)	せん断力(kN)		軸力(kN)		鉄骨梁の単純梁としたときの中央たわみ δo(cm)
			CL	CR		QL	QR	NL	NR	
7F	3	4	56.7	56.7	85.6	46.9	46.9	0.0	0.0	0.130
	4	5	16.7	16.7	25.0	13.9	13.9	0.0	0.0	0.058
	5	6	16.7	16.7	25.0	13.9	13.9	0.0	0.0	0.048
6F	1	2	16.7	16.7	25.0	13.9	13.9	0.0	0.0	0.048
	2	3	56.7	56.7	85.6	46.9	46.9	0.0	0.0	0.130
	3	4	56.7	56.7	85.6	46.9	46.9	0.0	0.0	0.130
	4	5	16.7	16.7	25.0	13.9	13.9	0.0	0.0	0.058
	5	6	16.7	16.7	25.0	13.9	13.9	0.0	0.0	0.048
5F	1	2	16.7	16.7	25.0	13.9	13.9	0.0	0.0	0.048
	2	3	56.7	56.7	85.6	46.9	46.9	0.0	0.0	0.130
	3	4	56.7	56.7	85.6	46.9	46.9	0.0	0.0	0.130
	4	5	16.7	16.7	25.0	13.9	13.9	0.0	0.0	0.058
	5	6	16.7	16.7	25.0	13.9	13.9	0.0	0.0	0.048
4F	1	2	16.7	16.7	25.0	13.9	13.9	0.0	0.0	0.048
	2	3	56.7	56.7	85.6	46.9	46.9	0.0	0.0	0.130
	3	4	56.7	56.7	85.6	46.9	46.9	0.0	0.0	0.130
	4	5	16.7	16.7	25.0	13.9	13.9	0.0	0.0	0.058
	5	6	16.7	16.7	25.0	13.9	13.9	0.0	0.0	0.048
3F	1	2	16.7	16.7	25.0	13.9	13.9	0.0	0.0	0.048
	2	3	56.7	56.7	85.6	46.9	46.9	0.0	0.0	0.130
	3	4	56.7	56.7	85.6	46.9	46.9	0.0	0.0	0.130
	4	5	16.7	16.7	25.0	13.9	13.9	0.0	0.0	0.058
	5	6	16.7	16.7	25.0	13.9	13.9	0.0	0.0	0.048
2F	1	2	17.5	17.5	26.2	14.6	14.6	0.0	0.0	0.050
	2	3	57.4	57.4	86.8	47.5	47.5	0.0	0.0	0.132
	3	4	57.4	57.4	86.8	47.5	47.5	0.0	0.0	0.132
	4	5	17.5	17.5	26.2	14.6	14.6	0.0	0.0	0.060
	5	6	17.5	17.5	26.2	14.6	14.6	0.0	0.0	0.050
1F	1	2	227.5	227.5	348.5	177.6	177.6	0.0	0.0	
	2	3	227.5	227.5	348.5	177.6	177.6	0.0	0.0	
	3	4	227.5	227.5	348.5	177.6	177.6	0.0	0.0	
	4	5	227.5	227.5	348.5	177.6	177.6	0.0	0.0	
	5	6	227.5	227.5	348.5	177.6	177.6	0.0	0.0	

1 フレーム

層名	軸名1	軸名2	固定端モーメント(kN・m)		単純梁としたときの中央モーメント Mo (kN・m)	せん断力(kN)		軸力(kN)		鉄骨梁の単純梁としたときの中央たわみ δo(cm)
			CL	CR		QL	QR	NL	NR	
14F	A	B	724.3	724.3	1112.6	235.6	235.6	0.0	0.0	2.277
	B	C	126.8	126.8	190.2	82.0	82.0	0.0	0.0	0.288
13F	A	B	619.5	619.5	950.2	203.3	203.3	0.0	0.0	1.944
	B	C	90.2	94.0	142.0	59.3	75.4	0.0	0.0	0.253
12F	A	B	619.5	619.5	950.2	203.3	203.3	0.0	0.0	1.944
	B	C	90.2	94.0	142.0	59.3	75.4	0.0	0.0	0.253
11F	A	B	619.5	619.5	950.2	203.3	203.3	0.0	0.0	1.944
	B	C	90.2	94.0	142.0	59.3	75.4	0.0	0.0	0.253
10F	A	B	619.5	619.5	950.2	203.3	203.3	0.0	0.0	1.944
	B	C	90.2	94.0	142.0	59.3	75.4	0.0	0.0	0.253
9F	A	B	619.5	619.5	950.2	203.3	203.3	0.0	0.0	1.944
	B	C	90.2	94.0	142.0	59.3	75.4	0.0	0.0	0.253
8F	A	B	619.5	619.5	950.2	203.3	203.3	0.0	0.0	1.944
	B	C	90.2	94.0	142.0	59.3	75.4	0.0	0.0	0.253
7F	A	B	619.5	619.5	950.2	203.3	203.3	0.0	0.0	1.944
	B	C	90.2	94.0	142.0	59.3	75.4	0.0	0.0	0.253
6F	A	B	619.5	619.5	950.2	203.3	203.3	0.0	0.0	1.944
	B	C	90.2	94.0	142.0	59.3	75.4	0.0	0.0	0.253
5F	A	B	619.5	619.5	950.2	203.3	203.3	0.0	0.0	1.944
	B	C	90.2	94.0	142.0	59.3	75.4	0.0	0.0	0.253
4F	A	B	619.5	619.5	950.2	203.3	203.3	0.0	0.0	1.944
	B	C	90.2	94.0	142.0	59.3	75.4	0.0	0.0	0.253
3F	A	B	619.5	619.5	950.2	203.3	203.3	0.0	0.0	1.944
	B	C	90.2	94.0	142.0	59.3	75.4	0.0	0.0	0.253
2F	A	B	623.5	623.5	956.2	204.7	204.7	0.0	0.0	1.957
	B	C	91.0	94.8	143.1	60.0	76.1	0.0	0.0	0.255

1 ﾌﾚｰﾑ

層名	軸名1	軸名2	固定端ﾓｰﾒﾝﾄ(kN･m)		単純梁としたときの中央ﾓｰﾒﾝﾄ Mo (kN･m)	せん断力(kN)		軸力(kN)		鉄骨梁の単純梁としたときの中央たわみ δo(cm)
			CL	CR		QL	QR	NL	NR	
1F	A	B	1319.2	1319.2	1998.0	459.6	459.6	0.0	0.0	
	B	C	227.5	227.5	348.5	177.6	177.6	0.0	0.0	

2 ﾌﾚｰﾑ

層名	軸名1	軸名2	固定端ﾓｰﾒﾝﾄ(kN･m)		単純梁としたときの中央ﾓｰﾒﾝﾄ Mo (kN･m)	せん断力(kN)		軸力(kN)		鉄骨梁の単純梁としたときの中央たわみ δo(cm)
			CL	CR		QL	QR	NL	NR	
14F	A	B	1327.5	1327.5	2043.4	426.4	426.4	0.0	0.0	3.715
	B	C	237.0	237.0	355.5	150.1	150.1	0.0	0.0	0.480
13F	A	B	1082.6	1082.6	1665.5	348.6	348.6	0.0	0.0	3.028
	B	C	187.7	194.7	290.6	118.4	137.4	0.0	0.0	0.428
12F	A	B	1082.6	1082.6	1665.5	348.6	348.6	0.0	0.0	3.028
	B	C	187.7	194.7	290.6	118.4	137.4	0.0	0.0	0.428
11F	A	B	1092.7	1092.7	1680.7	352.4	352.4	0.0	0.0	2.681
	B	C	187.7	194.7	290.6	118.4	137.4	0.0	0.0	0.428
10F	A	B	1092.7	1092.7	1680.7	352.4	352.4	0.0	0.0	2.681
	B	C	187.7	194.7	290.6	118.4	137.4	0.0	0.0	0.428
9F	A	B	1092.7	1092.7	1680.7	352.4	352.4	0.0	0.0	2.681
	B	C	187.7	194.7	290.6	118.4	137.4	0.0	0.0	0.428
8F	A	B	1092.7	1092.7	1680.7	352.4	352.4	0.0	0.0	2.681
	B	C	189.8	196.8	293.7	120.1	139.1	0.0	0.0	0.267
7F	A	B	1092.7	1092.7	1680.7	352.4	352.4	0.0	0.0	2.681
	B	C	189.8	196.8	293.7	120.1	139.1	0.0	0.0	0.267
6F	A	B	1092.7	1092.7	1680.7	352.4	352.4	0.0	0.0	2.681
	B	C	189.8	196.8	293.7	120.1	139.1	0.0	0.0	0.267
5F	A	B	1098.5	1098.5	1689.4	354.6	354.6	0.0	0.0	2.524
	B	C	194.8	201.9	301.3	124.3	143.3	0.0	0.0	0.132
4F	A	B	1098.5	1098.5	1689.4	354.6	354.6	0.0	0.0	2.524
	B	C	194.8	201.9	301.3	124.3	143.3	0.0	0.0	0.132
3F	A	B	1098.5	1098.5	1689.4	354.6	354.6	0.0	0.0	2.524
	B	C	194.8	201.9	301.3	124.3	143.3	0.0	0.0	0.132
2F	A	B	1098.5	1098.5	1689.4	354.6	354.6	0.0	0.0	2.524
	B	C	194.8	201.9	301.3	124.3	143.3	0.0	0.0	0.132
1F	A	B	1784.6	1784.6	2715.3	603.0	603.0	0.0	0.0	
	B	C	286.4	286.4	444.0	214.7	214.7	0.0	0.0	

3 ﾌﾚｰﾑ

層名	軸名1	軸名2	固定端ﾓｰﾒﾝﾄ(kN･m)		単純梁としたときの中央ﾓｰﾒﾝﾄ Mo (kN･m)	せん断力(kN)		軸力(kN)		鉄骨梁の単純梁としたときの中央たわみ δo(cm)
			CL	CR		QL	QR	NL	NR	
14F	A	B	1327.5	1327.5	2043.4	426.4	426.4	0.0	0.0	3.715
	B	C	237.0	237.0	355.5	150.1	150.1	0.0	0.0	0.480
13F	A	B	1082.6	1082.6	1665.5	348.6	348.6	0.0	0.0	3.028
	B	C	218.5	225.0	332.6	137.7	143.6	0.0	0.0	0.450
12F	A	B	1082.6	1082.6	1665.5	348.6	348.6	0.0	0.0	3.028
	B	C	218.5	225.0	332.6	137.7	143.6	0.0	0.0	0.450
11F	A	B	1092.7	1092.7	1680.7	352.4	352.4	0.0	0.0	2.681
	B	C	218.5	225.0	332.6	137.7	143.6	0.0	0.0	0.450
10F	A	B	1092.7	1092.7	1680.7	352.4	352.4	0.0	0.0	2.681
	B	C	218.5	225.0	332.6	137.7	143.6	0.0	0.0	0.450
9F	A	B	1092.7	1092.7	1680.7	352.4	352.4	0.0	0.0	2.681
	B	C	218.5	225.0	332.6	137.7	143.6	0.0	0.0	0.450
8F	A	B	1092.7	1092.7	1680.7	352.4	352.4	0.0	0.0	2.681
	B	C	220.6	227.1	335.8	139.5	145.3	0.0	0.0	0.283
7F	A	B	1092.7	1092.7	1680.7	352.4	352.4	0.0	0.0	2.681
	B	C	220.6	227.1	335.8	139.5	145.3	0.0	0.0	0.283
6F	A	B	1092.7	1092.7	1680.7	352.4	352.4	0.0	0.0	2.681
	B	C	220.6	227.1	335.8	139.5	145.3	0.0	0.0	0.283
5F	A	B	1098.5	1098.5	1689.4	354.6	354.6	0.0	0.0	2.524
	B	C	225.7	232.2	343.4	143.7	149.5	0.0	0.0	0.142
4F	A	B	1098.5	1098.5	1689.4	354.6	354.6	0.0	0.0	2.524
	B	C	225.7	232.2	343.4	143.7	149.5	0.0	0.0	0.142
3F	A	B	1098.5	1098.5	1689.4	354.6	354.6	0.0	0.0	2.524
	B	C	225.7	232.2	343.4	143.7	149.5	0.0	0.0	0.142

3 フレーム

層名	軸名1	軸名2	固定端モーメント(kN・m)		単純梁としたときの中央モーメント Mo (kN・m)	せん断力(kN)		軸力(kN)		鉄骨梁の単純梁としたときの中央たわみ δo(cm)
			CL	CR		QL	QR	NL	NR	
2F	A	B	1098.5	1098.5	1689.4	354.6	354.6	0.0	0.0	2.524
	B	C	225.7	232.2	343.4	143.7	149.5	0.0	0.0	0.142
1F	A	B	1784.6	1784.6	2715.3	603.0	603.0	0.0	0.0	
	B	C	286.4	286.4	444.0	214.7	214.7	0.0	0.0	

4 フレーム

層名	軸名1	軸名2	固定端モーメント(kN・m)		単純梁としたときの中央モーメント Mo (kN・m)	せん断力(kN)		軸力(kN)		鉄骨梁の単純梁としたときの中央たわみ δo(cm)
			CL	CR		QL	QR	NL	NR	
14F	A	B	1327.5	1327.5	2043.4	426.4	426.4	0.0	0.0	3.715
	B	C	237.0	237.0	355.5	150.1	150.1	0.0	0.0	0.480
13F	A	B	1082.6	1082.6	1665.5	348.6	348.6	0.0	0.0	3.028
	B	C	191.3	180.1	278.6	123.1	113.1	0.0	0.0	0.404
12F	A	B	1082.6	1082.6	1665.5	348.6	348.6	0.0	0.0	3.028
	B	C	191.3	180.1	278.6	123.1	113.1	0.0	0.0	0.404
11F	A	B	1092.7	1092.7	1680.7	352.4	352.4	0.0	0.0	2.681
	B	C	191.3	180.1	278.6	123.1	113.1	0.0	0.0	0.404
10F	A	B	1092.7	1092.7	1680.7	352.4	352.4	0.0	0.0	2.681
	B	C	191.3	180.1	278.6	123.1	113.1	0.0	0.0	0.404
9F	A	B	1092.7	1092.7	1680.7	352.4	352.4	0.0	0.0	2.681
	B	C	191.3	180.1	278.6	123.1	113.1	0.0	0.0	0.404
8F	A	B	1092.7	1092.7	1680.7	352.4	352.4	0.0	0.0	2.681
	B	C	193.4	182.2	281.7	124.9	114.8	0.0	0.0	0.253
7F	A	B	1092.7	1092.7	1680.7	352.4	352.4	0.0	0.0	2.681
	B	C	193.4	182.2	281.7	124.9	114.8	0.0	0.0	0.253
6F	A	B	1092.7	1092.7	1680.7	352.4	352.4	0.0	0.0	2.681
	B	C	193.4	182.2	281.7	124.9	114.8	0.0	0.0	0.253
5F	A	B	1098.5	1098.5	1689.4	354.6	354.6	0.0	0.0	2.524
	B	C	198.4	187.3	289.3	129.1	119.0	0.0	0.0	0.126
4F	A	B	1098.5	1098.5	1689.4	354.6	354.6	0.0	0.0	2.524
	B	C	198.4	187.3	289.3	129.1	119.0	0.0	0.0	0.126
3F	A	B	1098.5	1098.5	1689.4	354.6	354.6	0.0	0.0	2.524
	B	C	198.4	187.3	289.3	129.1	119.0	0.0	0.0	0.126
2F	A	B	1098.5	1098.5	1689.4	354.6	354.6	0.0	0.0	2.524
	B	C	198.4	187.3	289.3	129.1	119.0	0.0	0.0	0.126
1F	A	B	1784.6	1784.6	2715.3	603.0	603.0	0.0	0.0	
	B	C	286.4	286.4	444.0	214.7	214.7	0.0	0.0	

5 フレーム

層名	軸名1	軸名2	固定端モーメント(kN・m)		単純梁としたときの中央モーメント Mo (kN・m)	せん断力(kN)		軸力(kN)		鉄骨梁の単純梁としたときの中央たわみ δo(cm)
			CL	CR		QL	QR	NL	NR	
14F	A	B	1327.5	1327.5	2043.4	426.4	426.4	0.0	0.0	3.715
	B	C	237.0	237.0	355.5	150.1	150.1	0.0	0.0	0.480
13F	A	B	1082.6	1082.6	1665.5	348.6	348.6	0.0	0.0	3.028
	B	C	160.4	149.8	236.5	103.8	106.9	0.0	0.0	0.379
12F	A	B	1082.6	1082.6	1665.5	348.6	348.6	0.0	0.0	3.028
	B	C	160.4	149.8	236.5	103.8	106.9	0.0	0.0	0.379
11F	A	B	1092.7	1092.7	1680.7	352.4	352.4	0.0	0.0	2.681
	B	C	160.4	149.8	236.5	103.8	106.9	0.0	0.0	0.379
10F	A	B	1092.7	1092.7	1680.7	352.4	352.4	0.0	0.0	2.681
	B	C	160.4	149.8	236.5	103.8	106.9	0.0	0.0	0.379
9F	A	B	1092.7	1092.7	1680.7	352.4	352.4	0.0	0.0	2.681
	B	C	160.4	149.8	236.5	103.8	106.9	0.0	0.0	0.379
8F	A	B	1092.7	1092.7	1680.7	352.4	352.4	0.0	0.0	2.681
	B	C	162.5	151.9	239.6	105.5	108.6	0.0	0.0	0.234
7F	A	B	1092.7	1092.7	1680.7	352.4	352.4	0.0	0.0	2.681
	B	C	162.5	151.9	239.6	105.5	108.6	0.0	0.0	0.234
6F	A	B	1092.7	1092.7	1680.7	352.4	352.4	0.0	0.0	2.681
	B	C	162.5	151.9	239.6	105.5	108.6	0.0	0.0	0.234
5F	A	B	1098.5	1098.5	1689.4	354.6	354.6	0.0	0.0	2.524
	B	C	167.6	157.0	247.2	109.7	112.9	0.0	0.0	0.115
4F	A	B	1098.5	1098.5	1689.4	354.6	354.6	0.0	0.0	2.524
	B	C	167.6	157.0	247.2	109.7	112.9	0.0	0.0	0.115

5 ﾌﾚｰﾑ

層名	軸名1	軸名2	固定端ﾓｰﾒﾝﾄ(kN･m)		単純梁としたときの中央ﾓｰﾒﾝﾄ Mo (kN･m)	せん断力(kN)		軸力(kN)		鉄骨梁の単純梁としたときの中央たわみ δo(cm)
			CL	CR		QL	QR	NL	NR	
3F	A	B	1098.5	1098.5	1689.4	354.6	354.6	0.0	0.0	2.524
	B	C	167.6	157.0	247.2	109.7	112.9	0.0	0.0	0.115
2F	A	B	1098.5	1098.5	1689.4	354.6	354.6	0.0	0.0	2.524
	B	C	167.6	157.0	247.2	109.7	112.9	0.0	0.0	0.115
1F	A	B	1784.6	1784.6	2715.3	603.0	603.0	0.0	0.0	
	B	C	286.4	286.4	444.0	214.7	214.7	0.0	0.0	

6 ﾌﾚｰﾑ

層名	軸名1	軸名2	固定端ﾓｰﾒﾝﾄ(kN･m)		単純梁としたときの中央ﾓｰﾒﾝﾄ Mo (kN･m)	せん断力(kN)		軸力(kN)		鉄骨梁の単純梁としたときの中央たわみ δo(cm)
			CL	CR		QL	QR	NL	NR	
14F	A	B	724.3	724.3	1112.6	235.6	235.6	0.0	0.0	2.277
	B	C	126.8	126.8	190.2	82.0	82.0	0.0	0.0	0.288
13F	A	B	619.5	619.5	950.2	203.3	203.3	0.0	0.0	1.944
	B	C	90.2	94.0	142.0	59.3	75.4	0.0	0.0	0.253
12F	A	B	619.5	619.5	950.2	203.3	203.3	0.0	0.0	1.944
	B	C	90.2	94.0	142.0	59.3	75.4	0.0	0.0	0.253
11F	A	B	619.5	619.5	950.2	203.3	203.3	0.0	0.0	1.944
	B	C	90.2	94.0	142.0	59.3	75.4	0.0	0.0	0.253
10F	A	B	619.5	619.5	950.2	203.3	203.3	0.0	0.0	1.944
	B	C	90.2	94.0	142.0	59.3	75.4	0.0	0.0	0.253
9F	A	B	619.5	619.5	950.2	203.3	203.3	0.0	0.0	1.944
	B	C	90.2	94.0	142.0	59.3	75.4	0.0	0.0	0.253
8F	A	B	619.5	619.5	950.2	203.3	203.3	0.0	0.0	1.944
	B	C	90.2	94.0	142.0	59.3	75.4	0.0	0.0	0.253
7F	A	B	619.5	619.5	950.2	203.3	203.3	0.0	0.0	1.944
	B	C	90.2	94.0	142.0	59.3	75.4	0.0	0.0	0.253
6F	A	B	619.5	619.5	950.2	203.3	203.3	0.0	0.0	1.944
	B	C	90.2	94.0	142.0	59.3	75.4	0.0	0.0	0.253
5F	A	B	619.5	619.5	950.2	203.3	203.3	0.0	0.0	1.944
	B	C	90.2	94.0	142.0	59.3	75.4	0.0	0.0	0.253
4F	A	B	619.5	619.5	950.2	203.3	203.3	0.0	0.0	1.944
	B	C	90.2	94.0	142.0	59.3	75.4	0.0	0.0	0.253
3F	A	B	619.5	619.5	950.2	203.3	203.3	0.0	0.0	1.944
	B	C	90.2	94.0	142.0	59.3	75.4	0.0	0.0	0.253
2F	A	B	623.5	623.5	956.2	204.7	204.7	0.0	0.0	1.957
	B	C	91.0	94.8	143.1	60.0	76.1	0.0	0.0	0.255
1F	A	B	1319.2	1319.2	1998.0	459.6	459.6	0.0	0.0	
	B	C	227.5	227.5	348.5	177.6	177.6	0.0	0.0	

A-1.2　節点重量

A-1.2.1　節点重量（固定荷重＋積載荷重）

上段 ： D.L （固定荷重重量）　(kN)
中段 ： L.L （積載荷重重量）　(kN)
下段 ： T.L （トータル重量）　(kN)



14F 層　合計 : 7827.14 (kN) (S=1/239)



13F 層　合計 : 6628.01 (kN) (S=1/239)



12F 層　合計 : 6628.01 (kN) (S=1/239)



11F 層　合計 : 6687.09 (kN) (S=1/239)



10F 層　合計 : 6687.09 (kN) (S=1/239)



9F 層　合計 : 6687.09 (kN) (S=1/239)



8F 層　合計 : 6707.40 (kN) (S=1/239)



7F 層　合計 : 6714.70 (kN) (S=1/239)



6F 層　合計 : 6714.70 (kN) (S=1/239)



5F 層　合計 : 6802.95 (kN) (S=1/239)



4F 層　合計 : 6852.10 (kN) (S=1/239)



3F 層　合計 : 6852.10 (kN) (S=1/239)



2F 層　合計 : 6873.52 (kN) (S=1/239)



1F 層　合計 : 14791.76 (kN) (S=1/239)

A-1.2.3　節点重量（固定荷重＋地震用積載荷重）

(kN)



14F 層　合計 : 7237.46 (kN) (S=1/239)



13F 層　合計 : 5823.63 (kN) (S=1/239)



12F 層　合計 : 5823.63 (kN) (S=1/239)



11F 層　合計 : 5882.71 (kN) (S=1/239)



10F 層　合計 : 5882.71 (kN) (S=1/239)



9F 層　合計 : 5882.71 (kN) (S=1/239)



8F 層　合計 : 5903.02 (kN) (S=1/239)



7F 層　合計 : 5910.32 (kN) (S=1/239)



6F 層　合計 : 5910.32 (kN) (S=1/239)



5F 層　合計 : 5998.57 (kN) (S=1/239)



4F 層　合計 : 6047.71 (kN) (S=1/239)



3F 層　合計 : 6047.71 (kN) (S=1/239)



2F 層　合計 : 6069.13 (kN) (S=1/239)



1F 層　合計 : 13901.84 (kN) (S=1/239)

A-1.3 層せん断力

A-1.3.1　地震力

Ｗｉ	: ｉ階重量、[sum] : フレームごとの重量	(kN)
Ａ	: 床面積（片持スラブ、床構造の床抜けは考慮しない面積）	(m2)
ΣＷｉ	: ｉ階より上部の重量	(kN)
αｉ	: ΣＷｉ / ΣＷ1	
Ａｉ	: 地震層せん断力係数の高さ方向の分布係数	
Ｃｉ	: ｉ階の地震層せん断力係数 = U･Z･Rt･Ai･Co	
Ｑ	: （地上階）ΣＷｉ･Ｃｉ	(kN)
	（塔屋、地下、基礎）Ｑｉ+1 + Ｋ･Ｗｉ	
Ｐｉ	: 水平荷重時特殊節点荷重（水平方向）	(kN)
Ｑｉ	: ｉ階の地震層せん断力	(kN)
	( ) : ｉ階から控除された地震層せん断力	(kN)
Ｔ	: １次固有周期	(秒)
	Ht = １次固有周期の計算のための建物高さ	(m)
	Hs = １次固有周期の計算のための鉄骨造の階の高さ	(m)
Ｒｔ	: 振動特性係数	
Ｋ	: 塔屋　（入力値による）･U	
	地下　K = 0.1(1-H/40)Z･U	
	基礎　K = α (0.1(1-H/40)Z･U)　(但しα= 1.0 とする)	
	H = 地盤面から当該層ＦＬまでの深さ（基礎の場合は、最下層）	(m)
	（但し２０ｍを超える場合は２０ｍとする）	
Z	: 地域係数　（入力値による）	
U	: 用途係数　（入力値による）	
雑壁	: 地震用節点重量として拾えなかった雑壁重量	

＜ Ｘ方向（正加力）＞ Ｚ = 1.000　用途係数 = 1.000

a) １次固有周期（Ｔ）の算出

建築物の高さ(h)　　: 52.000 (m)

鉄骨造である階の高さの合計　　: 52.000 (m)　α : 1.00

Ｔ = h(0.02＋0.01α) = 52.00×(0.02＋0.01×1.00) = 1.560 (秒)

b) Ｒｔ（建築物の振動特性を表わす係数）の算出

Tc　: 0.60 (第 2 種地盤)

Rtの下限値 = 0.462

Rt (固有周期からの計算値) = 0.615　(Ｔ = 1.560)、 Rt (採用値) = 0.615

c) 層せん断力の算出

階名	ﾌﾚｰﾑ名	Wi	ΣWi	αi	Ai、K	Ci	K･Wi	Q	Pi	Qi
13F	A	2555.8	7237.5	0.092	2.757	0.339		2456.2	0.0	2456.2
	B	3535.6								
	C	1146.1								
	sum	7237.5								
	Wi/A	8.59								
12F	A	2123.7	13061.1	0.167	2.254	0.277		3624.1	0.0	3624.1
	B	2813.8								
	C	886.1								
	sum	5823.6								
	Wi/A	6.91								
11F	A	2123.7	18884.7	0.241	1.987	0.245		4618.5	0.0	4618.5
	B	2813.8								
	C	886.1								
	sum	5823.6								
	Wi/A	6.91								
10F	A	2147.9	24767.4	0.316	1.804	0.222		5498.9	0.0	5498.9
	B	2837.9								
	C	896.9								
	sum	5882.7								
	Wi/A	6.98								
9F	A	2147.9	30650.1	0.391	1.664	0.205		6276.9	0.0	6276.9
	B	2837.9								
	C	896.9								
	sum	5882.7								
	Wi/A	6.98								
8F	A	2147.9	36532.8	0.466	1.549	0.191		6964.3	0.0	6964.3
	B	2837.9								
	C	896.9								
	sum	5882.7								
	Wi/A	6.98								
7F	A	2147.9	42435.9	0.541	1.449	0.178		7570.4	0.0	7570.4
	B	2844.4								
	C	910.8								
	sum	5903.0								
	Wi/A	7.01								
6F	A	2147.9	48346.2	0.617	1.361	0.167		8098.0	0.0	8098.0
	B	2844.4								
	C	918.1								
	sum	5910.3								
	Wi/A	7.02								
5F	A	2147.9	54256.5	0.692	1.280	0.158		8549.7	0.0	8549.7
	B	2844.4								
	C	918.1								
	sum	5910.3								
	Wi/A	7.02								
4F	A	2169.0	60255.1	0.768	1.205	0.148		8933.2	0.0	8933.2
	B	2880.1								
	C	949.5								
	sum	5998.6								
	Wi/A	7.12								
3F	A	2184.8	66302.8	0.845	1.133	0.139		9245.3	0.0	9245.3
	B	2895.9								
	C	967.0								

c) 層せん断力の算出

階名	ﾌﾚｰﾑ名	Wi	ΣWi	αi	Ai、K	Ci	K･Wi	Q	Pi	Qi
3F	sum	6047.7	66302.8	0.845	1.133	0.139		9245.3	0.0	9245.3
	Wi/A	7.18								
2F	A	2184.8	72350.5	0.923	1.065	0.131		9484.3	0.0	9484.3
	B	2895.9								
	C	967.0								
	sum	6047.7								
	Wi/A	7.18								
1F	A	2194.2	78419.6	1.000	1.000	0.123		9651.6	0.0	9651.6
	B	2900.1								
	C	974.8								
	sum	6069.1								
	Wi/A	7.20								
基礎	A	4828.4	92321.5		K=0.1000 (H=0.00)		1390.184	11041.8	0.0	11041.8
	B	6231.1								
	C	2842.3								
	sum	13901.8								
	Wi/A	16.50								

＜ Ｘ方向（負加力）＞　Ｚ = 1.000　用途係数 = 1.000

a) １次固有周期（Ｔ）の算出

建築物の高さ(h)　　：52.000 (m)

鉄骨造である階の高さの合計　　：52.000 (m)　α：1.00

Ｔ = h(0.02＋0.01α) = 52.00×(0.02＋0.01×1.00) = 1.560 (秒)

b) Ｒｔ（建築物の振動特性を表わす係数）の算出

Tc　：0.60 (第 2 種地盤)

Rtの下限値 = 0.462

Rt (固有周期からの計算値)　= 0.615　(T = 1.560)、 Rt (採用値) = 0.615

c) 層せん断力の算出

階名	ﾌﾚｰﾑ名	Wi	ΣWi	αi	Ai、K	Ci	K･Wi	Q	Pi	Qi
13F	A	2555.8	7237.5	0.092	2.757	0.339		2456.2	0.0	2456.2
	B	3535.6								
	C	1146.1								
	sum	7237.5								
	Wi/A	8.59								
12F	A	2123.7	13061.1	0.167	2.254	0.277		3624.1	0.0	3624.1
	B	2813.8								
	C	886.1								
	sum	5823.6								
	Wi/A	6.91								
11F	A	2123.7	18884.7	0.241	1.987	0.245		4618.5	0.0	4618.5
	B	2813.8								
	C	886.1								
	sum	5823.6								
	Wi/A	6.91								
10F	A	2147.9	24767.4	0.316	1.804	0.222		5498.9	0.0	5498.9
	B	2837.9								
	C	896.9								
	sum	5882.7								
	Wi/A	6.98								
9F	A	2147.9	30650.1	0.391	1.664	0.205		6276.9	0.0	6276.9
	B	2837.9								
	C	896.9								
	sum	5882.7								
	Wi/A	6.98								
8F	A	2147.9	36532.8	0.466	1.549	0.191		6964.3	0.0	6964.3
	B	2837.9								
	C	896.9								
	sum	5882.7								
	Wi/A	6.98								
7F	A	2147.9	42435.9	0.541	1.449	0.178		7570.4	0.0	7570.4
	B	2844.4								
	C	910.8								

c) 層せん断力の算出

階名	ﾌﾚｰﾑ名	Wi	ΣWi	αi	Ai、K	Ci	K･Wi	Q	Pi	Qi
7F	sum	5903.0	42435.9	0.541	1.449	0.178		7570.4	0.0	7570.4
	Wi/A	7.01								
6F	A	2147.9	48346.2	0.617	1.361	0.167		8098.0	0.0	8098.0
	B	2844.4								
	C	918.1								
	sum	5910.3								
	Wi/A	7.02								
5F	A	2147.9	54256.5	0.692	1.280	0.158		8549.7	0.0	8549.7
	B	2844.4								
	C	918.1								
	sum	5910.3								
	Wi/A	7.02								
4F	A	2169.0	60255.1	0.768	1.205	0.148		8933.2	0.0	8933.2
	B	2880.1								
	C	949.5								
	sum	5998.6								
	Wi/A	7.12								
3F	A	2184.8	66302.8	0.845	1.133	0.139		9245.3	0.0	9245.3
	B	2895.9								
	C	967.0								
	sum	6047.7								
	Wi/A	7.18								
2F	A	2184.8	72350.5	0.923	1.065	0.131		9484.3	0.0	9484.3
	B	2895.9								
	C	967.0								
	sum	6047.7								
	Wi/A	7.18								
1F	A	2194.2	78419.6	1.000	1.000	0.123		9651.6	0.0	9651.6
	B	2900.1								
	C	974.8								
	sum	6069.1								
	Wi/A	7.20								
基礎	A	4828.4	92321.5		K=0.1000 (H=0.00)		1390.184	11041.8	0.0	11041.8
	B	6231.1								
	C	2842.3								
	sum	13901.8								
	Wi/A	16.50								

＜ Y方向（正加力）＞ Z = 1.000　用途係数 = 1.000

a) １次固有周期（T）の算出

建築物の高さ(h)　　: 52.000 (m)

鉄骨造である階の高さの合計　　: 52.000 (m)　α : 1.00

T = h(0.02＋0.01α) = 52.00×(0.02＋0.01×1.00) = 1.560 (秒)

b) Ｒｔ（建築物の振動特性を表わす係数）の算出

Tc　: 0.60 (第 2 種地盤)

Rtの下限値 = 0.462

Rt (固有周期からの計算値) = 0.615　(T = 1.560) 、 Rt (採用値) = 0.615

c) 層せん断力の算出

階名	ﾌﾚｰﾑ名	Wi	ΣWi	αi	Ai、K	Ci	K･Wi	Q	Pi	Qi
13F	1	790.3	7237.5	0.092	2.757	0.339		2456.2	0.0	2456.2
	2	1420.4								
	3	1408.1								
	4	1408.1								
	5	1420.4								
	6	790.3								
	sum	7237.5								
	Wi/A	8.59								
12F	1	654.1	13061.1	0.167	2.254	0.277		3624.1	0.0	3624.1
	2	1140.5								
	3	1191.9								
	4	1117.3								
	5	1065.9								

c) 層せん断力の算出

階名	ﾌﾚｰﾑ名	Wi	ΣWi	αi	Ai、K	Ci	K·Wi	Q	Pi	Qi
12F	6	654.1	13061.1	0.167	2.254	0.277		3624.1	0.0	3624.1
	sum	5823.6								
	Wi/A	6.91								
11F	1	654.1	18884.7	0.241	1.987	0.245		4618.5	0.0	4618.5
	2	1140.5								
	3	1191.9								
	4	1117.3								
	5	1065.9								
	6	654.1								
	sum	5823.6								
	Wi/A	6.91								
10F	1	655.1	24767.4	0.316	1.804	0.222		5498.9	0.0	5498.9
	2	1153.1								
	3	1207.7								
	4	1133.1								
	5	1078.5								
	6	655.1								
	sum	5882.7								
	Wi/A	6.98								
9F	1	655.1	30650.1	0.391	1.664	0.205		6276.9	0.0	6276.9
	2	1153.1								
	3	1207.7								
	4	1133.1								
	5	1078.5								
	6	655.1								
	sum	5882.7								
	Wi/A	6.98								
8F	1	655.1	36532.8	0.466	1.549	0.191		6964.3	0.0	6964.3
	2	1153.1								
	3	1207.7								
	4	1133.1								
	5	1078.5								
	6	655.1								
	sum	5882.7								
	Wi/A	6.98								
7F	1	656.3	42435.9	0.541	1.449	0.178		7570.4	0.0	7570.4
	2	1157.5								
	3	1212.2								
	4	1137.6								
	5	1083.0								
	6	656.3								
	sum	5903.0								
	Wi/A	7.01								
6F	1	657.6	48346.2	0.617	1.361	0.167		8098.0	0.0	8098.0
	2	1158.8								
	3	1213.4								
	4	1138.8								
	5	1084.2								
	6	657.6								
	sum	5910.3								
	Wi/A	7.02								
5F	1	657.6	54256.5	0.692	1.280	0.158		8549.7	0.0	8549.7
	2	1158.8								
	3	1213.4								
	4	1138.8								
	5	1084.2								
	6	657.6								
	sum	5910.3								
	Wi/A	7.02								
4F	1	664.6	60255.1	0.768	1.205	0.148		8933.2	0.0	8933.2
	2	1177.2								
	3	1232.0								
	4	1157.4								
	5	1102.6								
	6	664.6								

c) 層せん断力の算出

階名	ﾌﾚｰﾑ名	Wi	ΣWi	αi	Ai、K	Ci	K･Wi	Q	Pi	Qi
4F	sum	5998.6	60255.1	0.768	1.205	0.148		8933.2	0.0	8933.2
	Wi/A	7.12								
3F	1	672.8	66302.8	0.845	1.133	0.139		9245.3	0.0	9245.3
	2	1185.4								
	3	1240.2								
	4	1165.6								
	5	1110.8								
	6	672.8								
	sum	6047.7								
	Wi/A	7.18								
2F	1	672.8	72350.5	0.923	1.065	0.131		9484.3	0.0	9484.3
	2	1185.4								
	3	1240.2								
	4	1165.6								
	5	1110.8								
	6	672.8								
	sum	6047.7								
	Wi/A	7.18								
1F	1	678.3	78419.6	1.000	1.000	0.123		9651.6	0.0	9651.6
	2	1188.0								
	3	1242.8								
	4	1168.2								
	5	1113.4								
	6	678.3								
	sum	6069.1								
	Wi/A	7.20								
基礎	1	1768.0	92321.5		K=0.1000 (H=0.00)		1390.184	11041.8	0.0	11041.8
	2	2591.5								
	3	2591.5								
	4	2591.5								
	5	2591.5								
	6	1768.0								
	sum	13901.8								
	Wi/A	16.50								

＜ Ｙ方向（負加力）＞ Ｚ = 1.000　用途係数 = 1.000

a) １次固有周期（Ｔ）の算出

建築物の高さ(h)　　: 52.000 (m)

鉄骨造である階の高さの合計　　: 52.000 (m)　α : 1.00

Ｔ = h(0.02＋0.01α) = 52.00×(0.02＋0.01×1.00) = 1.560 (秒)

b) Ｒｔ（建築物の振動特性を表わす係数）の算出

Tc　: 0.60 (第 2 種地盤)

Rtの下限値 = 0.462

Rt（固有周期からの計算値） = 0.615　(Ｔ = 1.560) 、 Rt（採用値）= 0.615

c) 層せん断力の算出

階名	ﾌﾚｰﾑ名	Wi	ΣWi	αi	Ai、K	Ci	K･Wi	Q	Pi	Qi
13F	1	790.3	7237.5	0.092	2.757	0.339		2456.2	0.0	2456.2
	2	1420.4								
	3	1408.1								
	4	1408.1								
	5	1420.4								
	6	790.3								
	sum	7237.5								
	Wi/A	8.59								
12F	1	654.1	13061.1	0.167	2.254	0.277		3624.1	0.0	3624.1
	2	1140.5								
	3	1191.9								
	4	1117.3								
	5	1065.9								
	6	654.1								
	sum	5823.6								
	Wi/A	6.91								

c) 層せん断力の算出

階名	ﾌﾚｰﾑ名	Wi	ΣWi	αi	Ai、K	Ci	K·Wi	Q	Pi	Qi
11F	1	654.1	18884.7	0.241	1.987	0.245		4618.5	0.0	4618.5
	2	1140.5								
	3	1191.9								
	4	1117.3								
	5	1065.9								
	6	654.1								
	sum	5823.6								
	Wi/A	6.91								
10F	1	655.1	24767.4	0.316	1.804	0.222		5498.9	0.0	5498.9
	2	1153.1								
	3	1207.7								
	4	1133.1								
	5	1078.5								
	6	655.1								
	sum	5882.7								
	Wi/A	6.98								
9F	1	655.1	30650.1	0.391	1.664	0.205		6276.9	0.0	6276.9
	2	1153.1								
	3	1207.7								
	4	1133.1								
	5	1078.5								
	6	655.1								
	sum	5882.7								
	Wi/A	6.98								
8F	1	655.1	36532.8	0.466	1.549	0.191		6964.3	0.0	6964.3
	2	1153.1								
	3	1207.7								
	4	1133.1								
	5	1078.5								
	6	655.1								
	sum	5882.7								
	Wi/A	6.98								
7F	1	656.3	42435.9	0.541	1.449	0.178		7570.4	0.0	7570.4
	2	1157.5								
	3	1212.2								
	4	1137.6								
	5	1083.0								
	6	656.3								
	sum	5903.0								
	Wi/A	7.01								
6F	1	657.6	48346.2	0.617	1.361	0.167		8098.0	0.0	8098.0
	2	1158.8								
	3	1213.4								
	4	1138.8								
	5	1084.2								
	6	657.6								
	sum	5910.3								
	Wi/A	7.02								
5F	1	657.6	54256.5	0.692	1.280	0.158		8549.7	0.0	8549.7
	2	1158.8								
	3	1213.4								
	4	1138.8								
	5	1084.2								
	6	657.6								
	sum	5910.3								
	Wi/A	7.02								
4F	1	664.6	60255.1	0.768	1.205	0.148		8933.2	0.0	8933.2
	2	1177.2								
	3	1232.0								
	4	1157.4								
	5	1102.6								
	6	664.6								
	sum	5998.6								
	Wi/A	7.12								
3F	1	672.8	66302.8	0.845	1.133	0.139		9245.3	0.0	9245.3

c）層せん断力の算出

階名	ﾌﾚｰﾑ名	Wi	ΣWi	αi	Ai、K	Ci	K･Wi	Q	Pi	Qi
3F	2	1185.4	66302.8	0.845	1.133	0.139		9245.3	0.0	9245.3
	3	1240.2								
	4	1165.6								
	5	1110.8								
	6	672.8								
	sum	6047.7								
	Wi/A	7.18								
2F	1	672.8	72350.5	0.923	1.065	0.131		9484.3	0.0	9484.3
	2	1185.4								
	3	1240.2								
	4	1165.6								
	5	1110.8								
	6	672.8								
	sum	6047.7								
	Wi/A	7.18								
1F	1	678.3	78419.6	1.000	1.000	0.123		9651.6	0.0	9651.6
	2	1188.0								
	3	1242.8								
	4	1168.2								
	5	1113.4								
	6	678.3								
	sum	6069.1								
	Wi/A	7.20								
基礎	1	1768.0	92321.5		K=0.1000 (H=0.00)		1390.184	11041.8	0.0	11041.8
	2	2591.5								
	3	2591.5								
	4	2591.5								
	5	2591.5								
	6	1768.0								
	sum	13901.8								
	Wi/A	16.50								

A-1.4 剛度増大率

A-1.4.1　壁によるはり・柱の剛度増大率

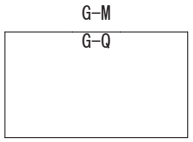

G-M：はりの曲げ剛度増大率
G-Q：はりのせん断剛度増大率
C-M：柱の曲げ剛度増大率
C-Q：柱のせん断剛度増大率
C-N：柱の軸方向剛度増大率

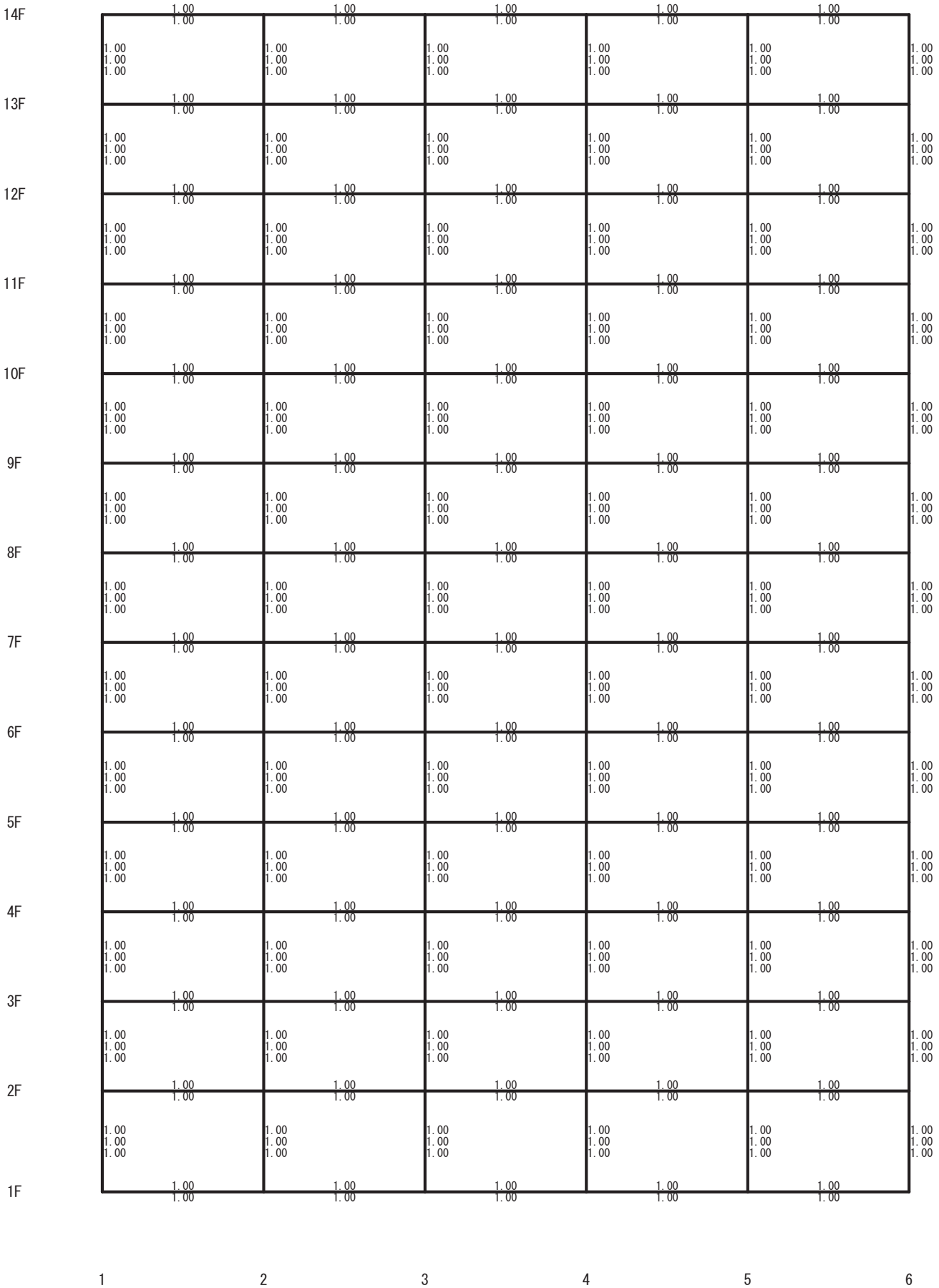

A フレーム (S=1/241)

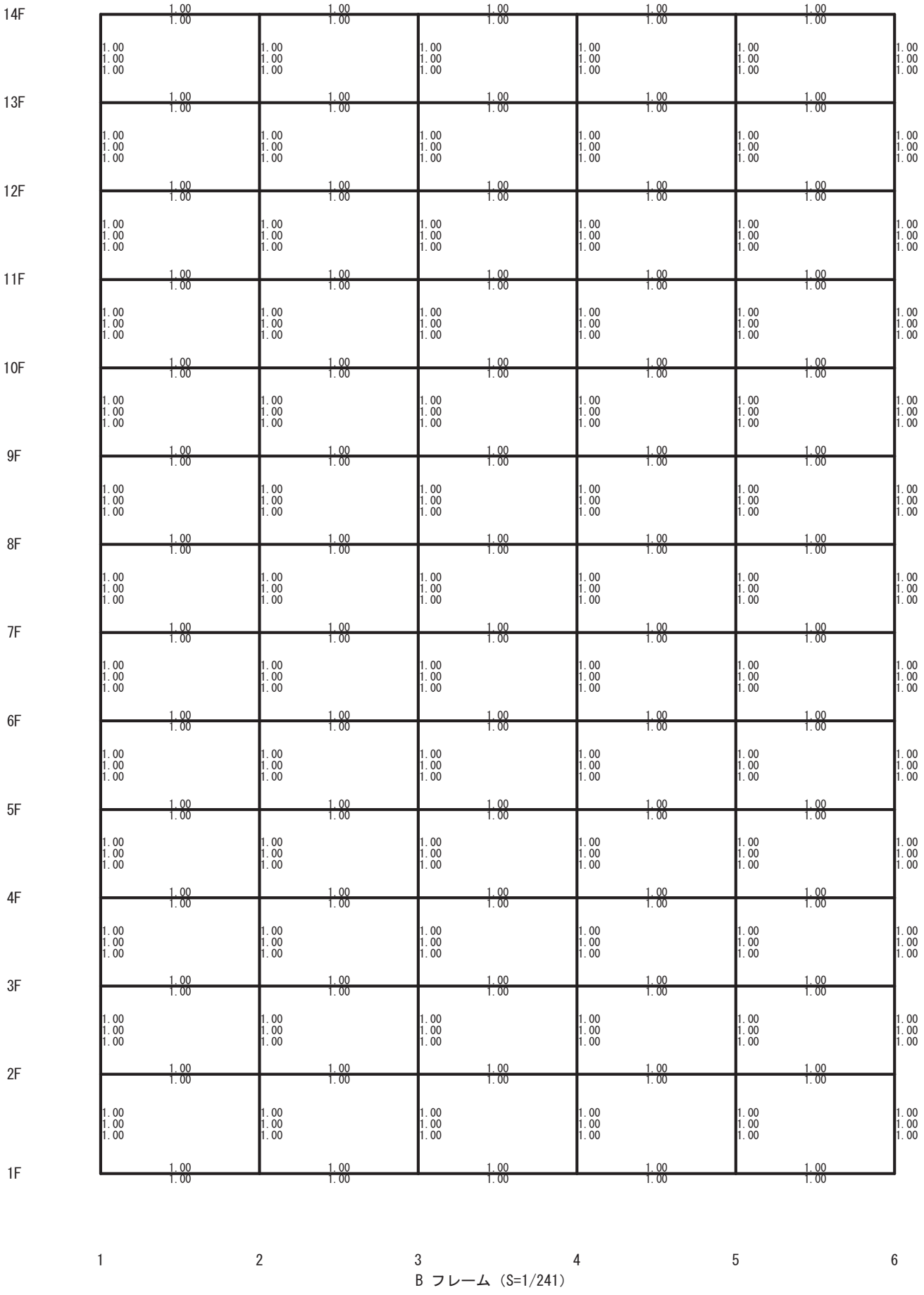

B フレーム (S=1/241)

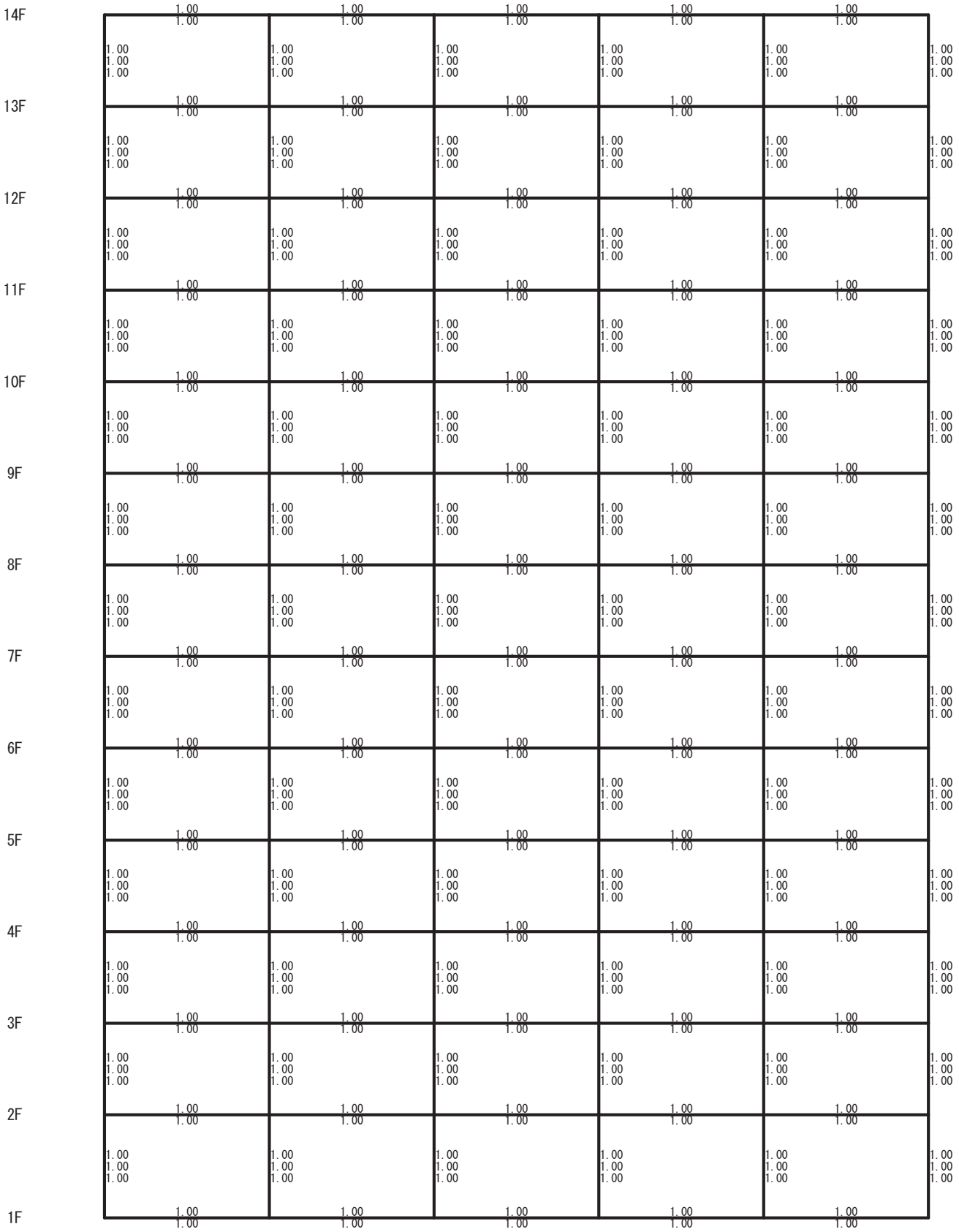

C フレーム (S=1/241)

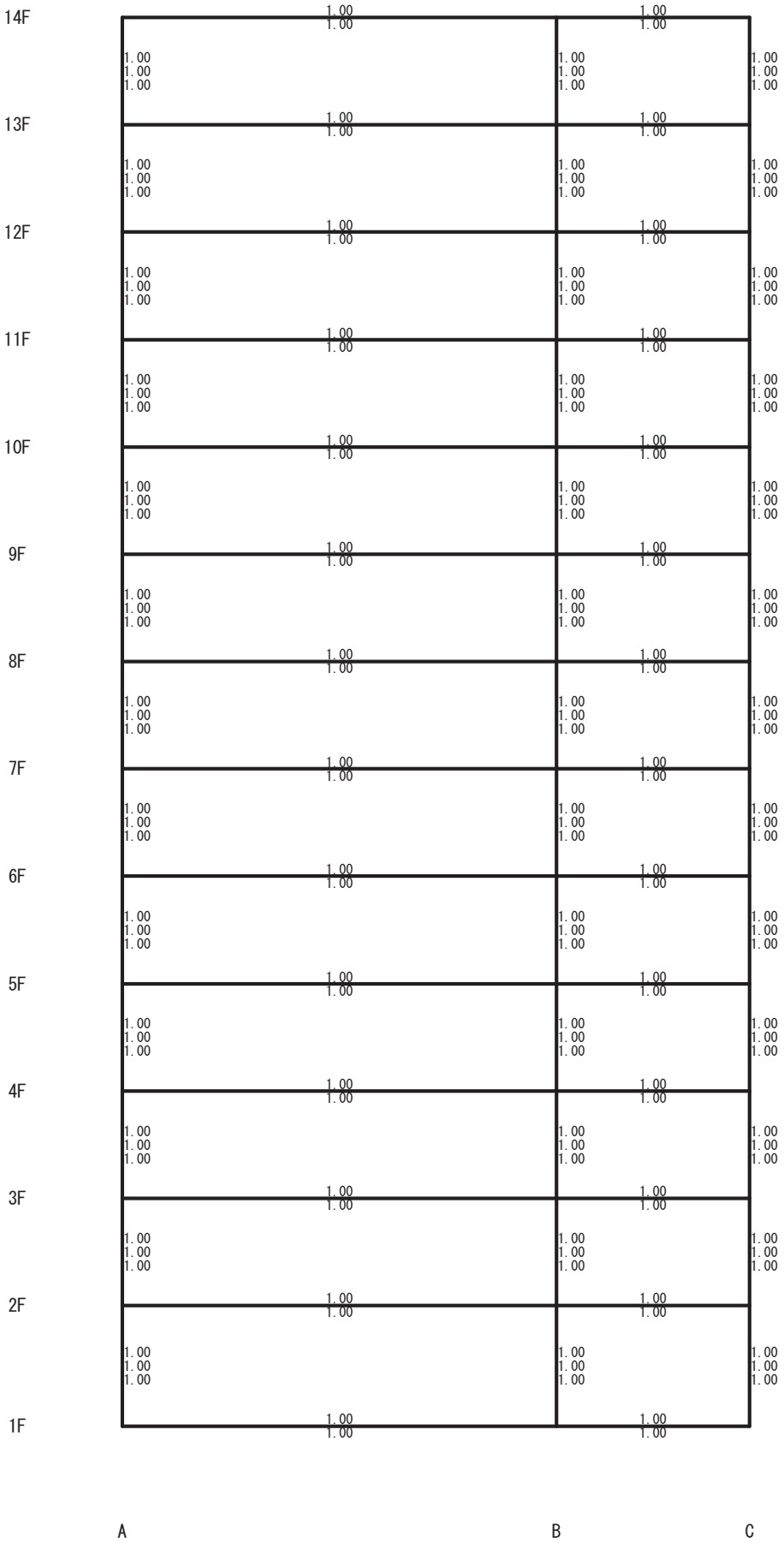

1 フレーム (S=1/241)

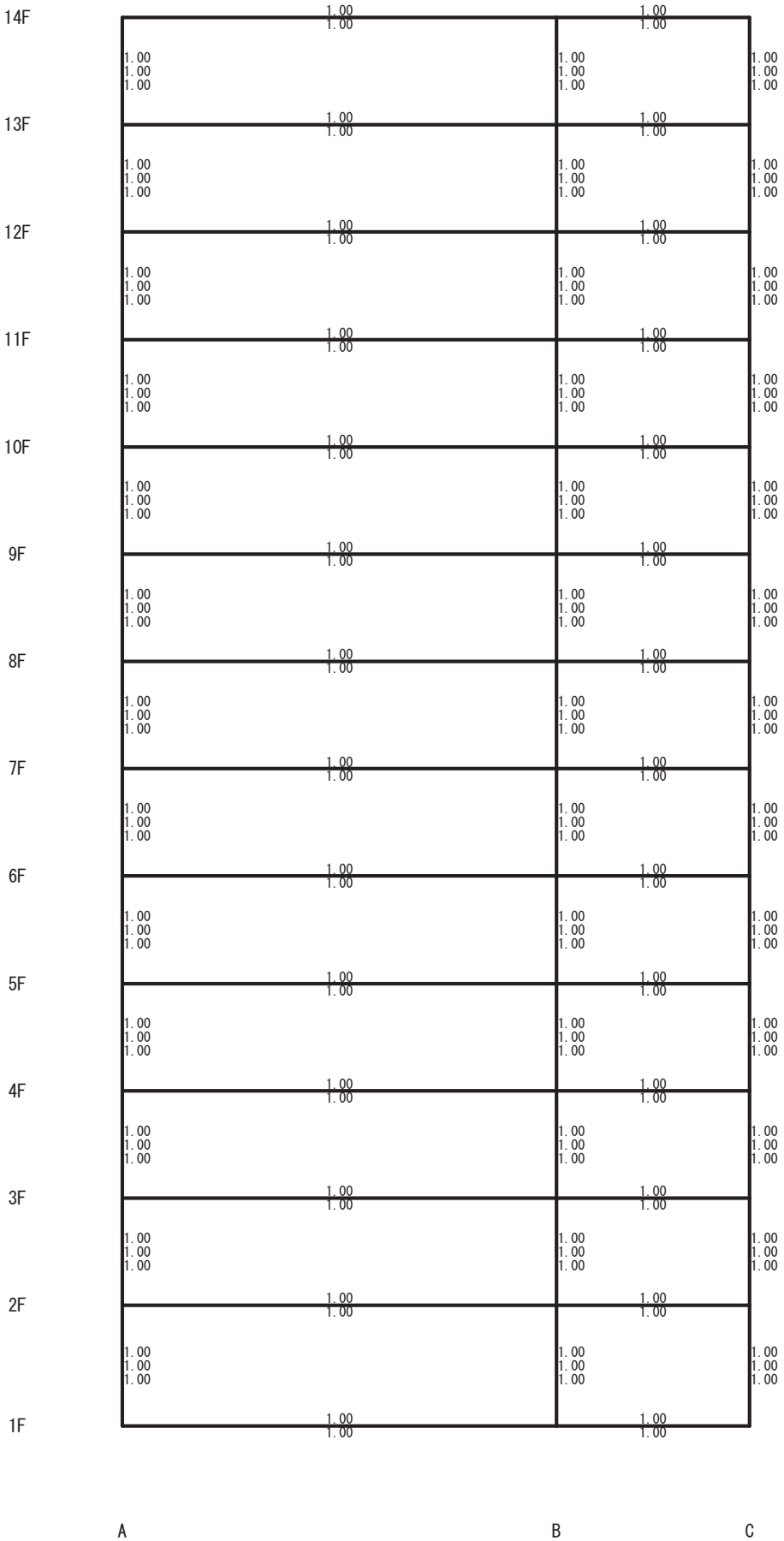

2 フレーム (S=1/241)

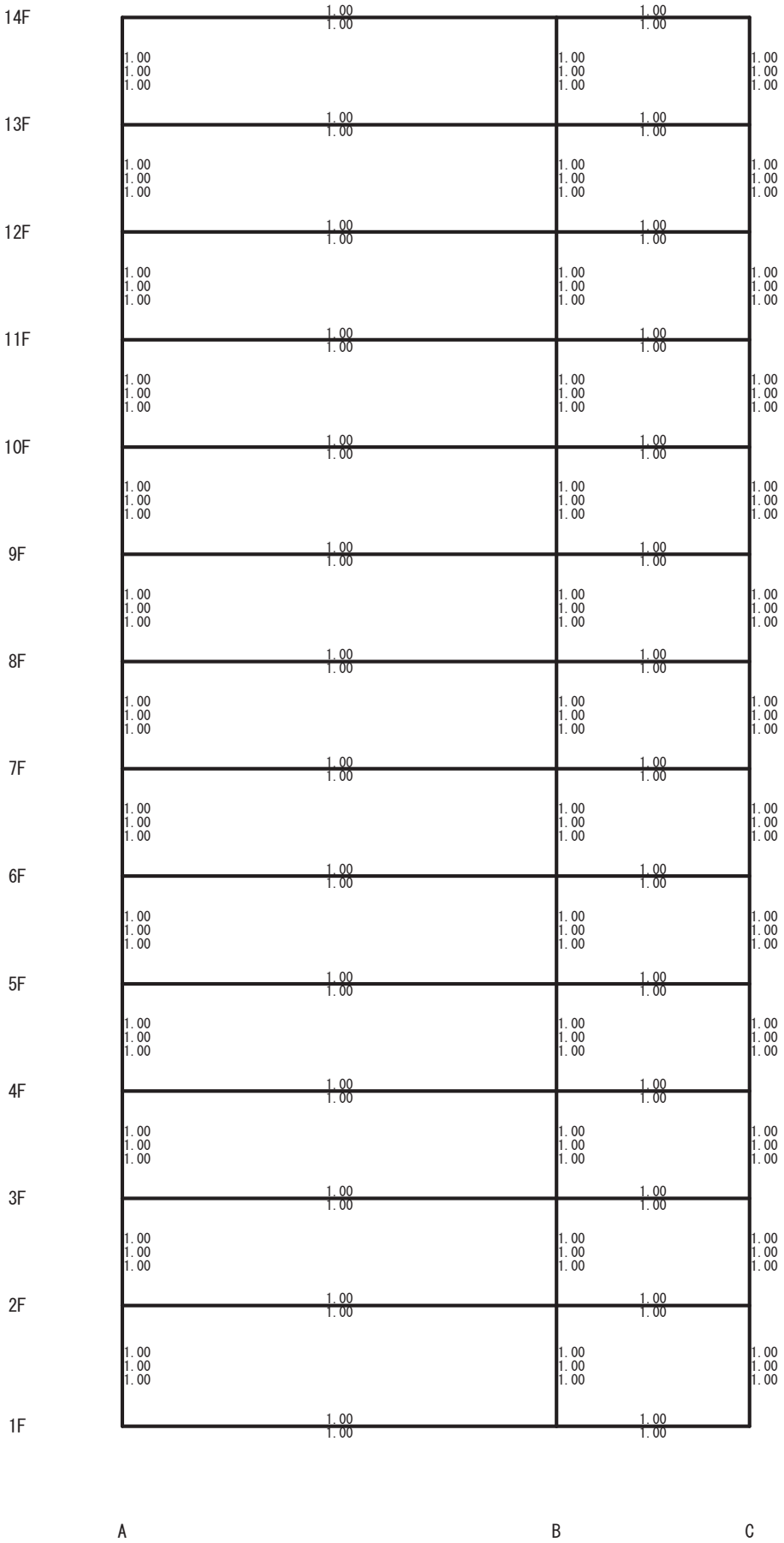

3 フレーム (S=1/241)

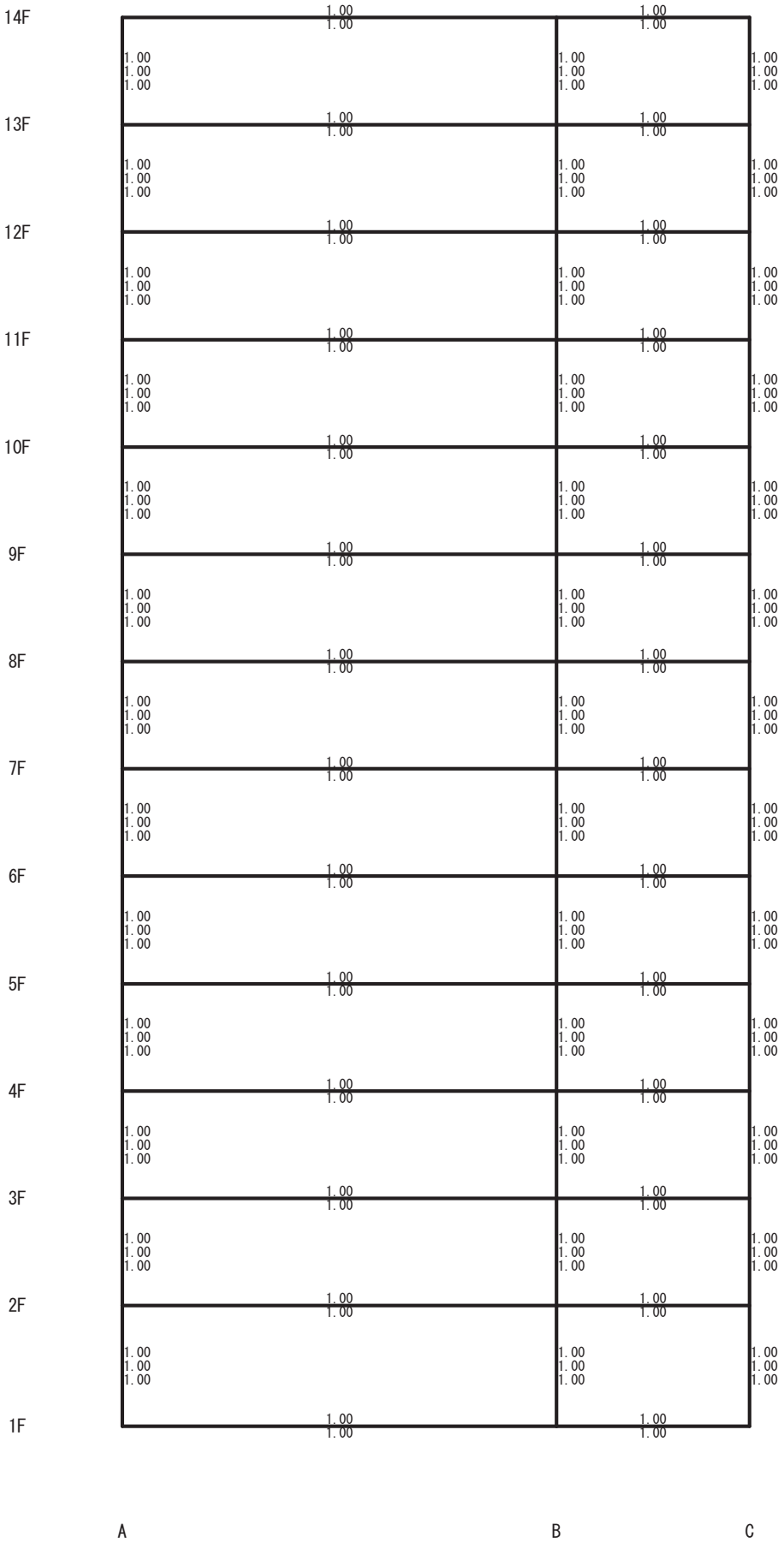

4 フレーム (S=1/241)

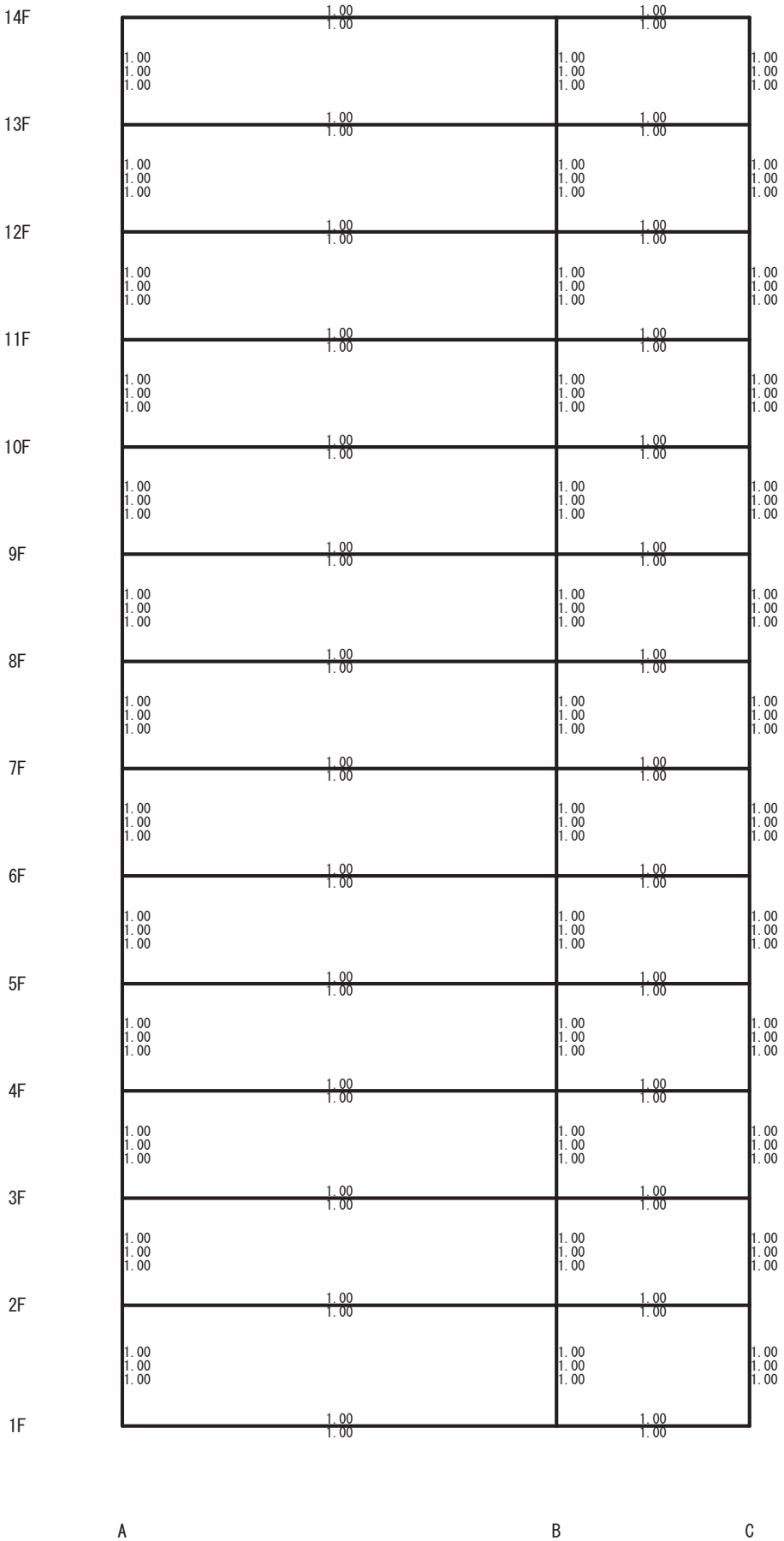

5 フレーム (S=1/241)

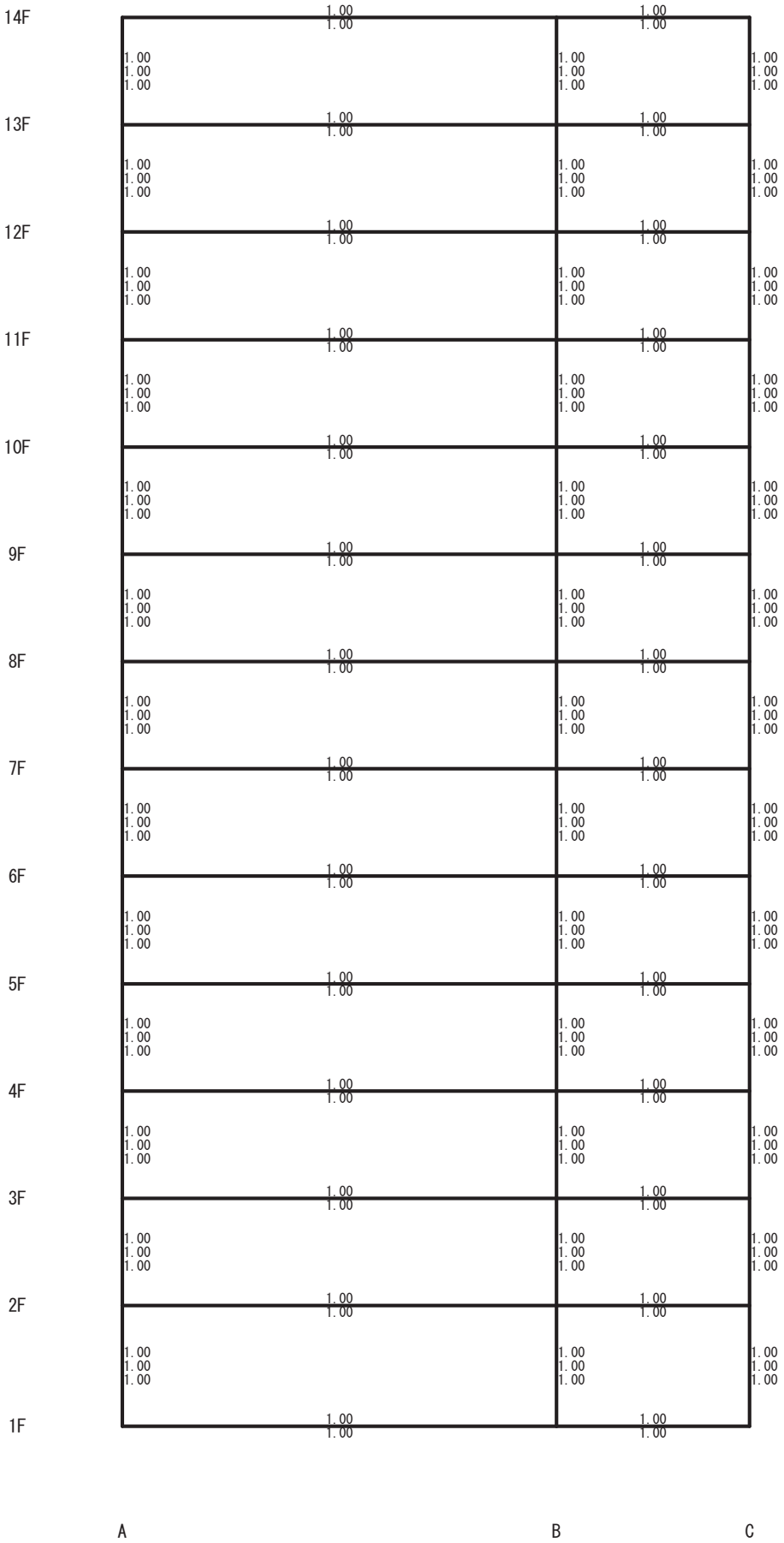

6 フレーム (S=1/241)

A-1.4.2　スラブによるはりの剛度増大率

以下に出力されていないはりの剛度増大率は1.0になります。

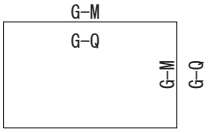

G-M：はりの曲げ剛度増大率
G-Q：はりのせん断剛度増大率

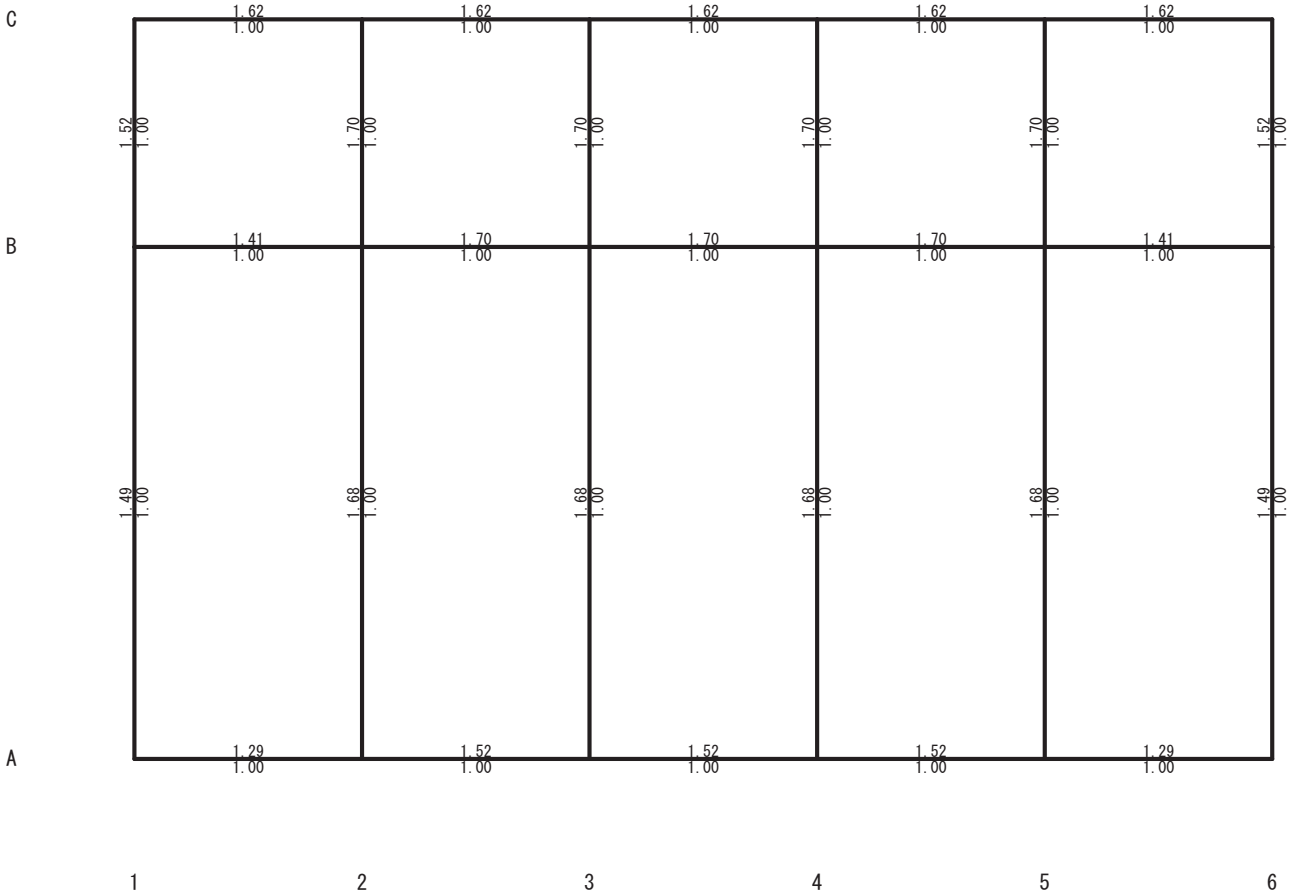

14F 層 (S=1/239)

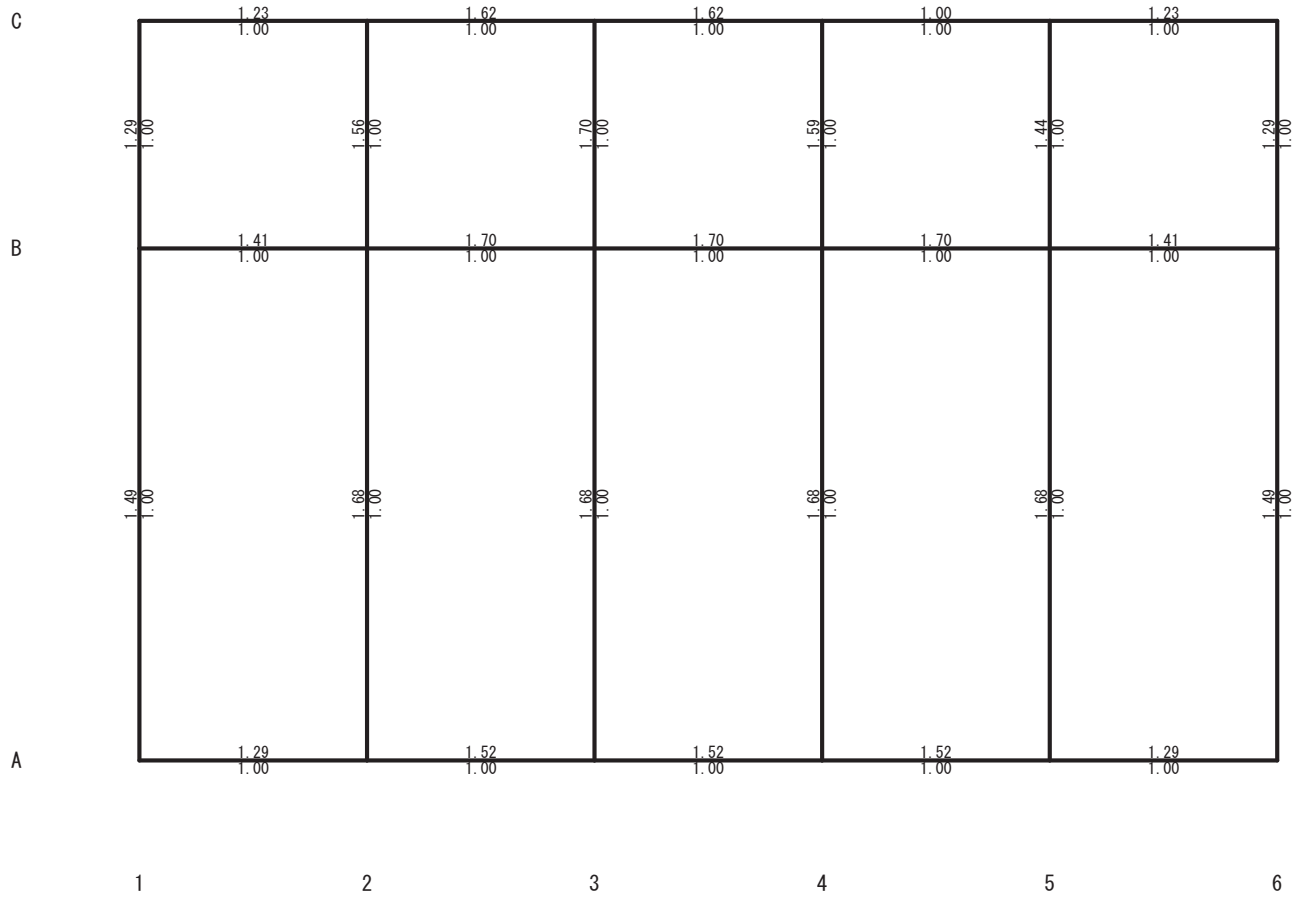

13F 層 (S=1/239)

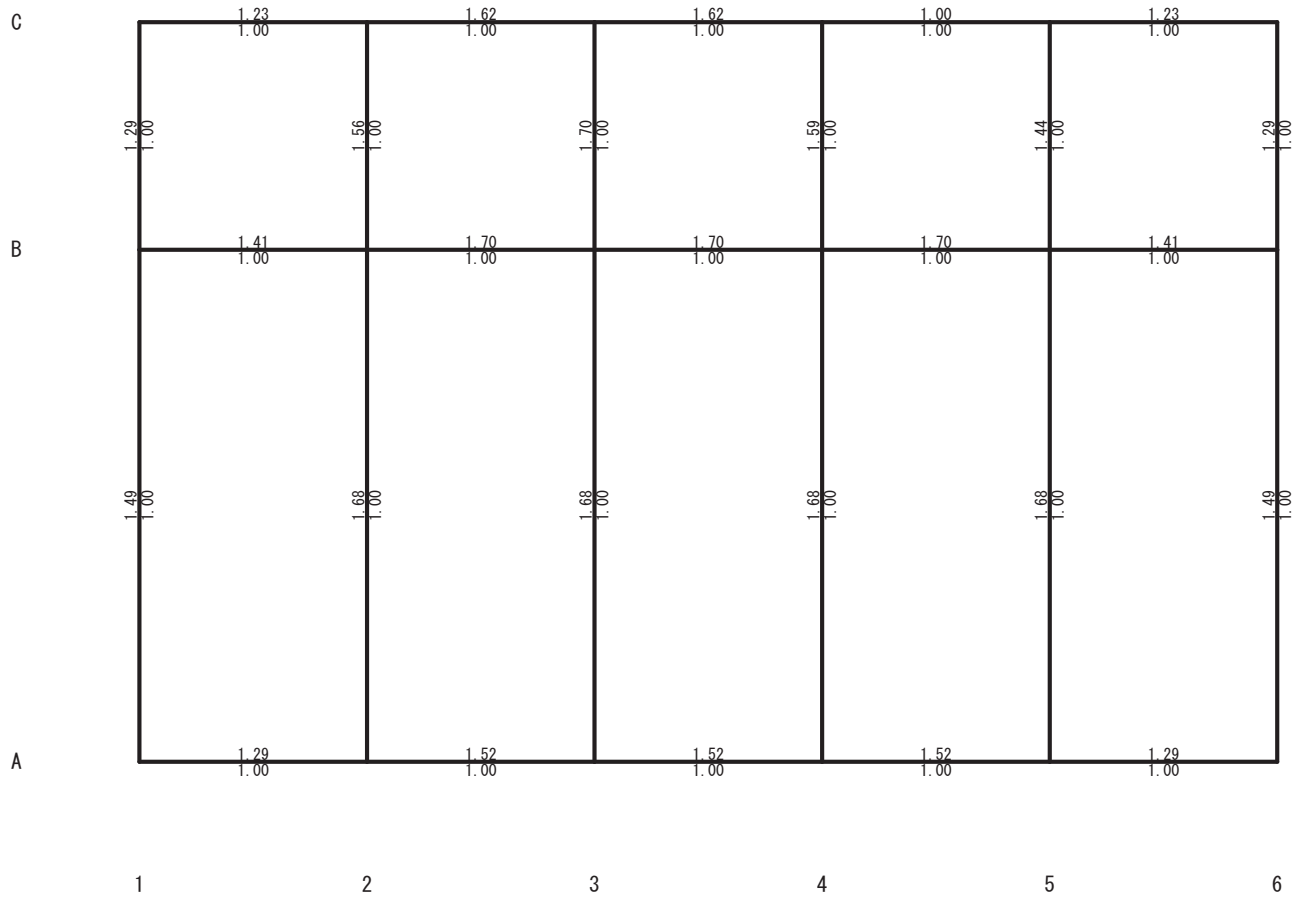

12F 層 (S=1/239)

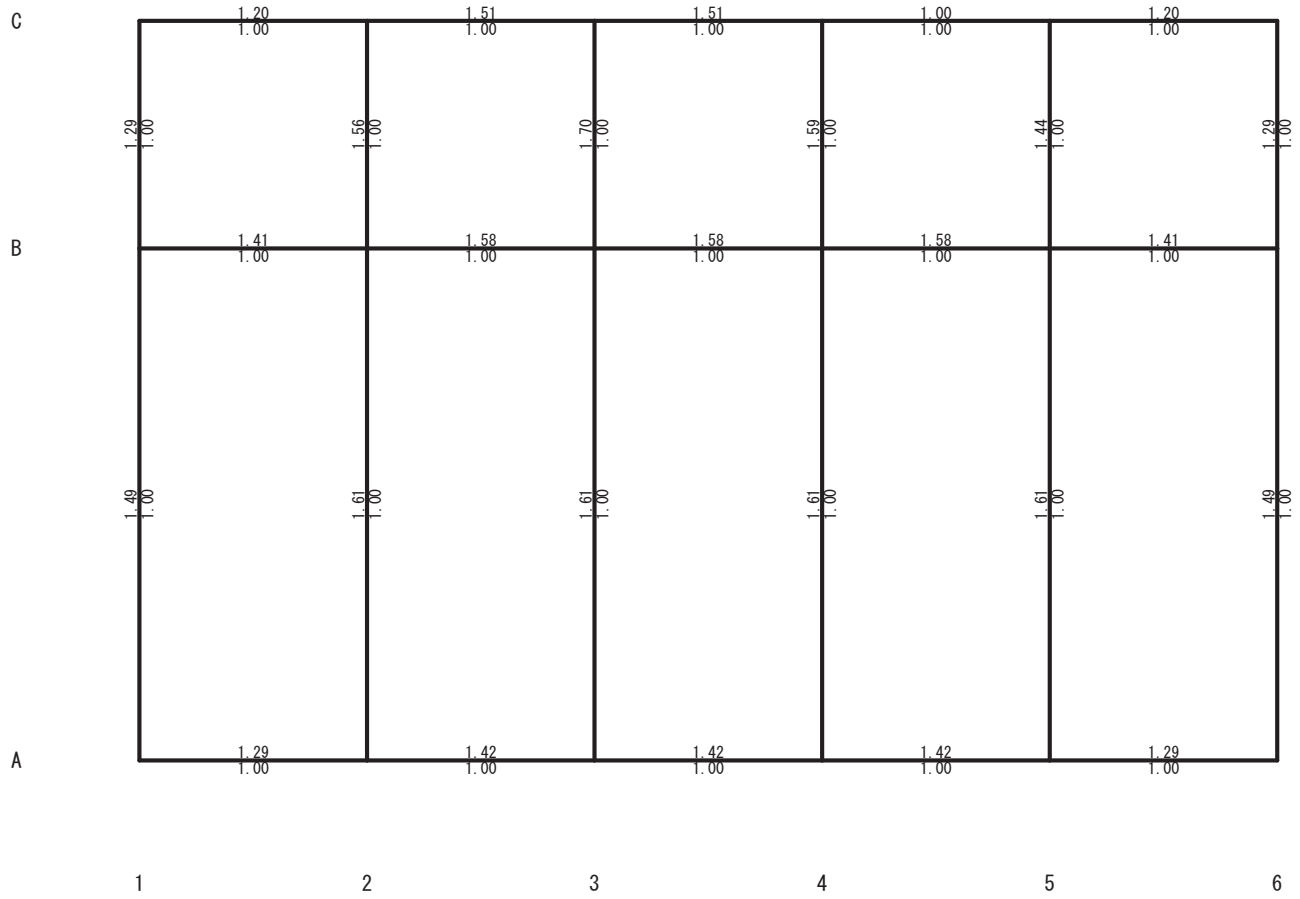

11F 層 (S=1/239)

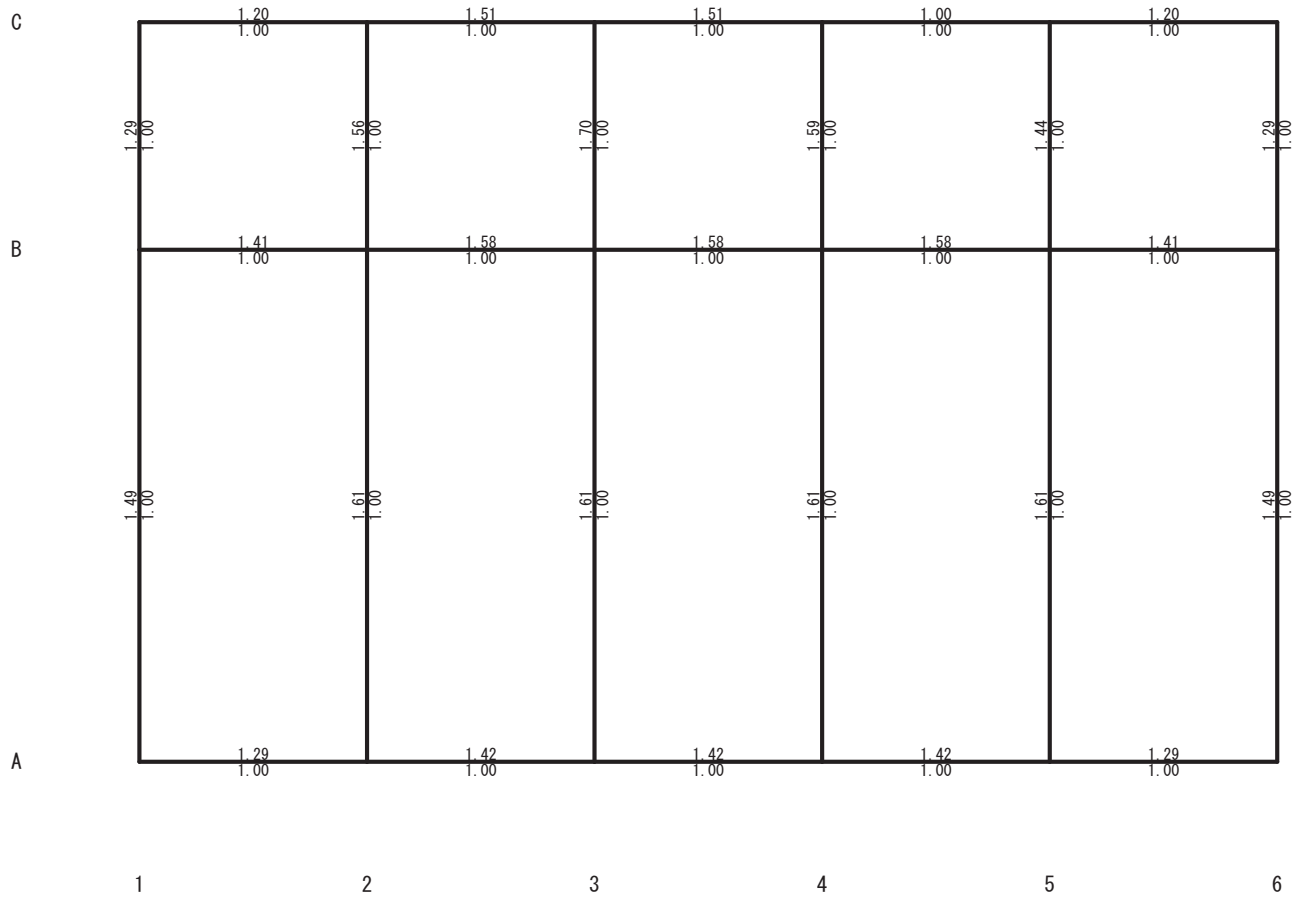

10F 層 (S=1/239)

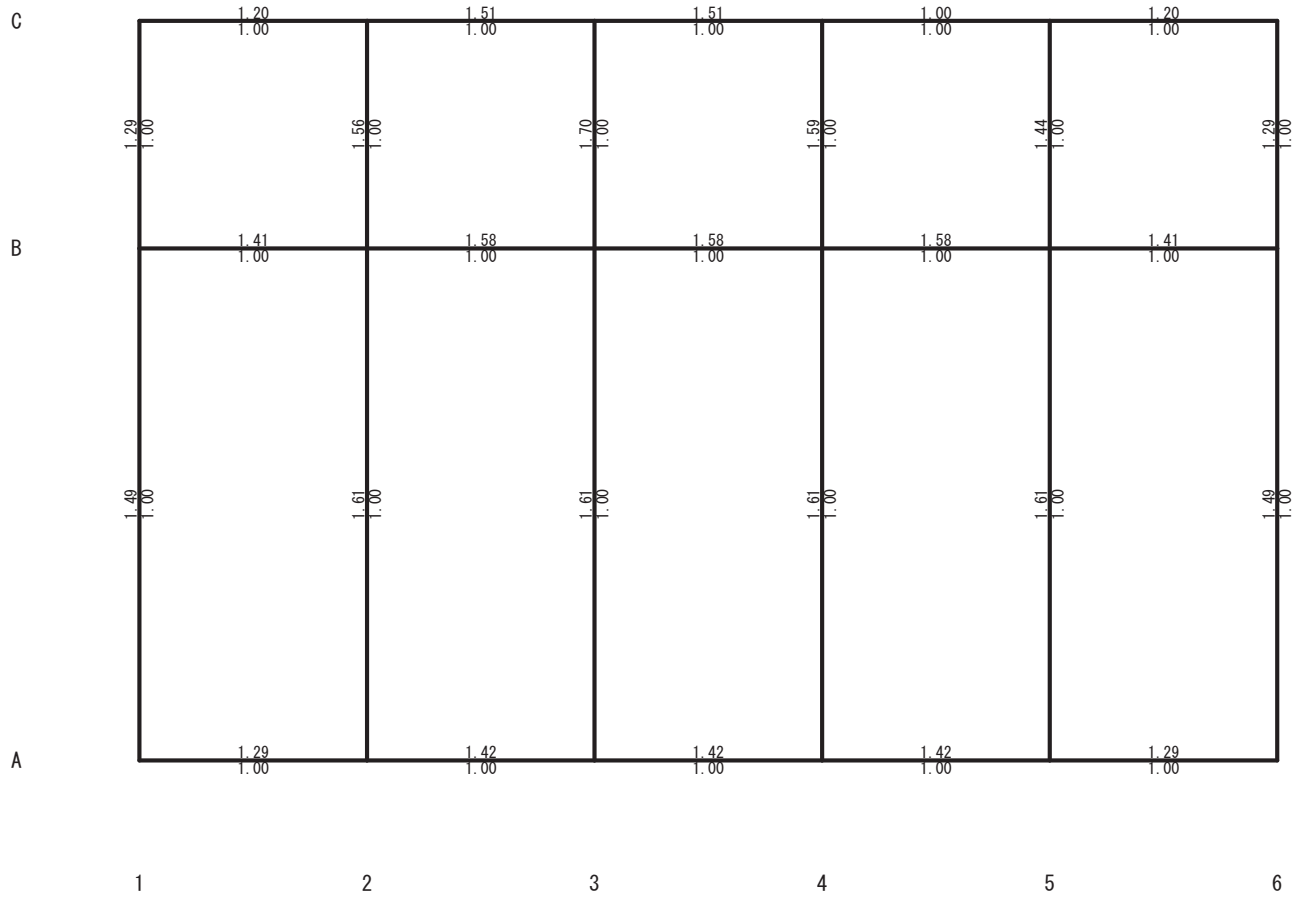

9F 層 (S=1/239)

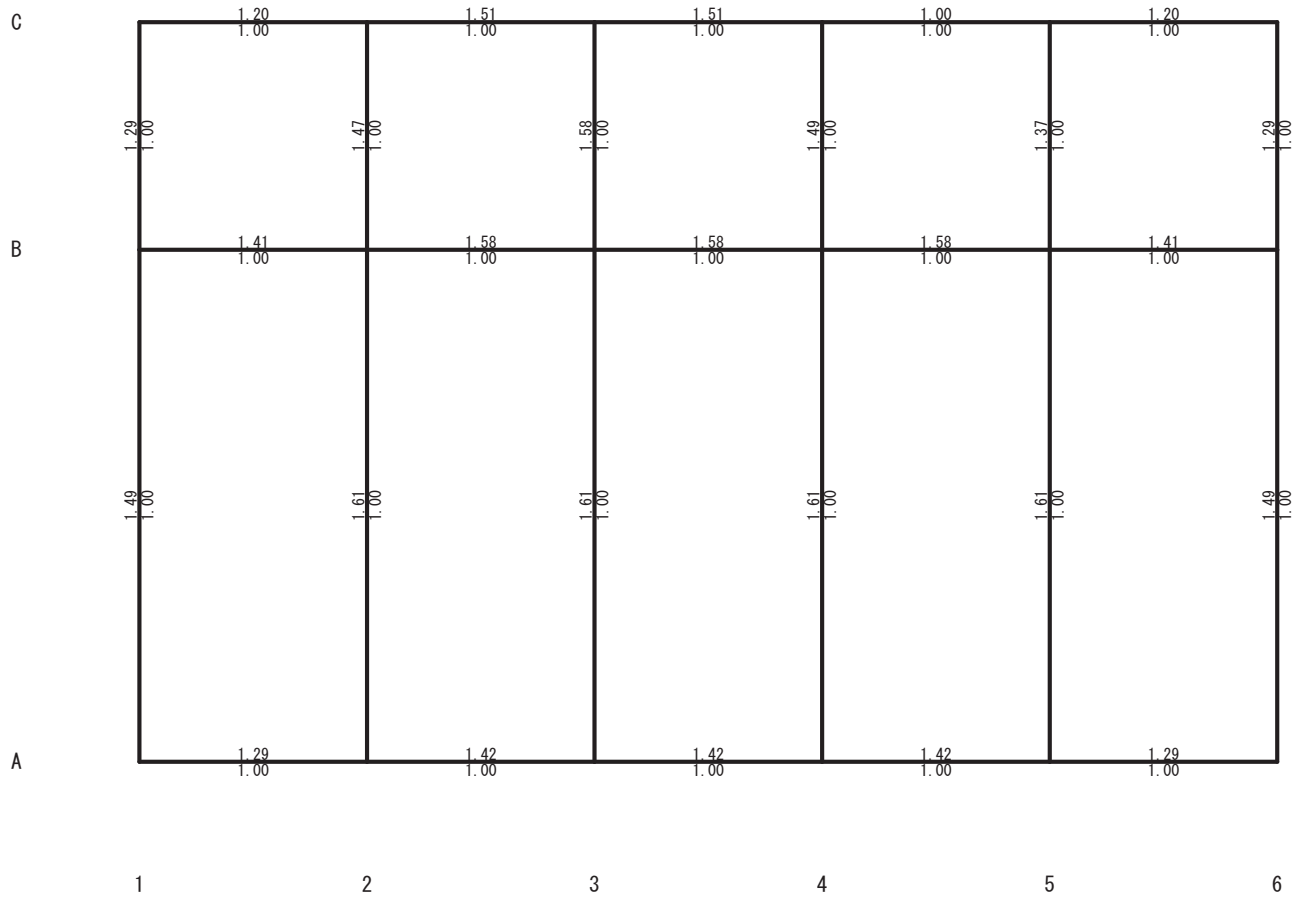

8F 層 (S=1/239)

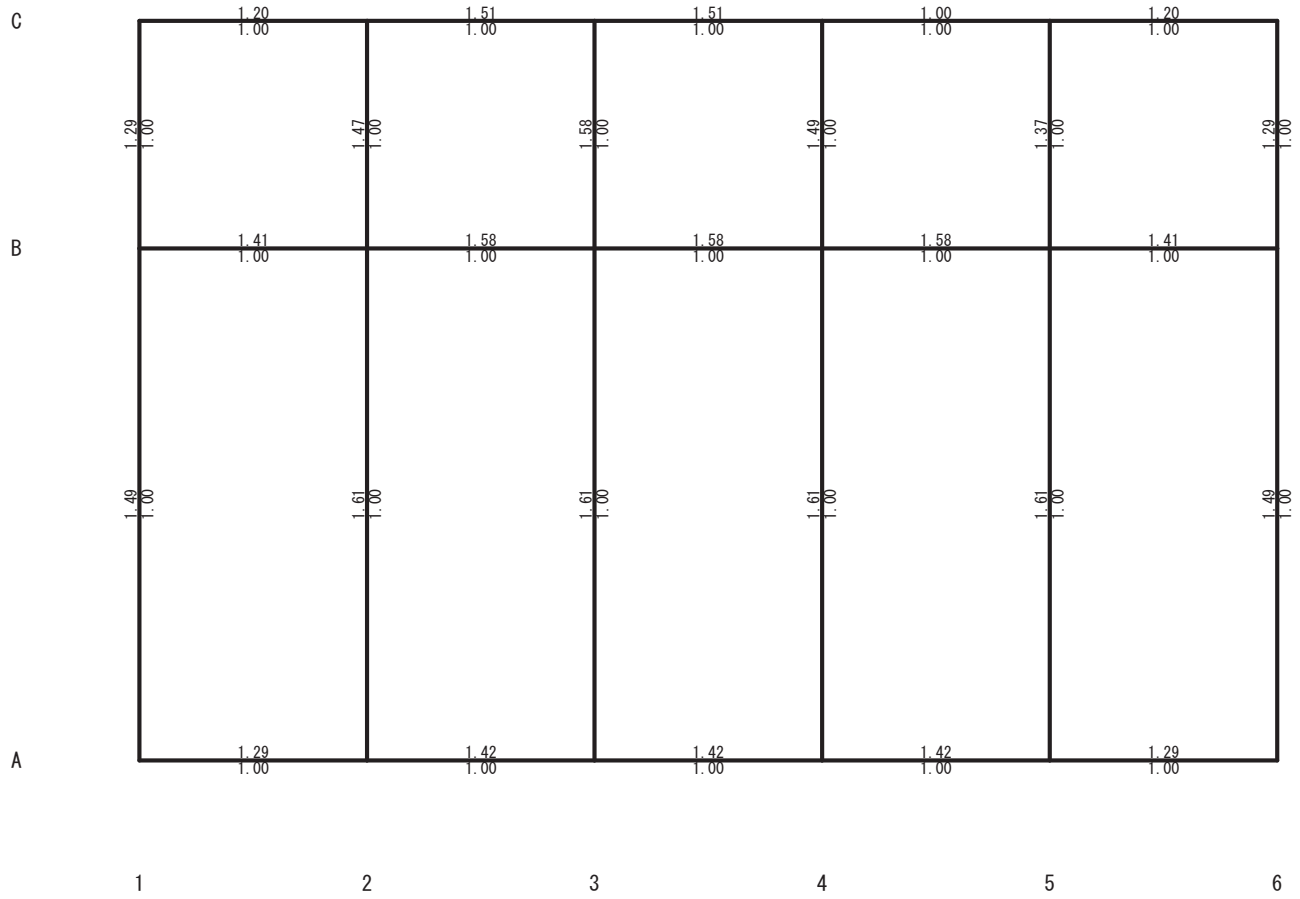

7F 層 (S=1/239)

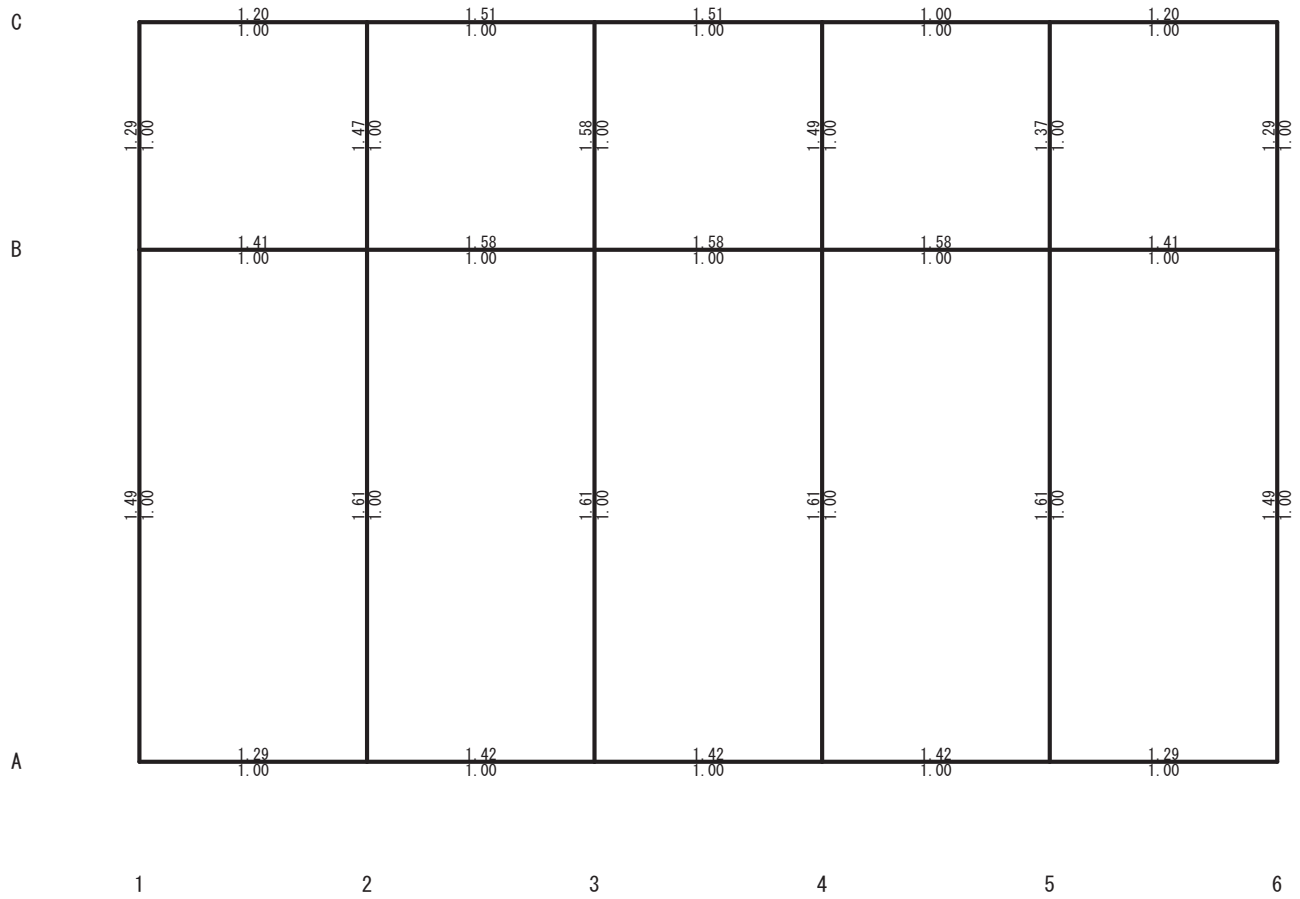

6F 層 (S=1/239)

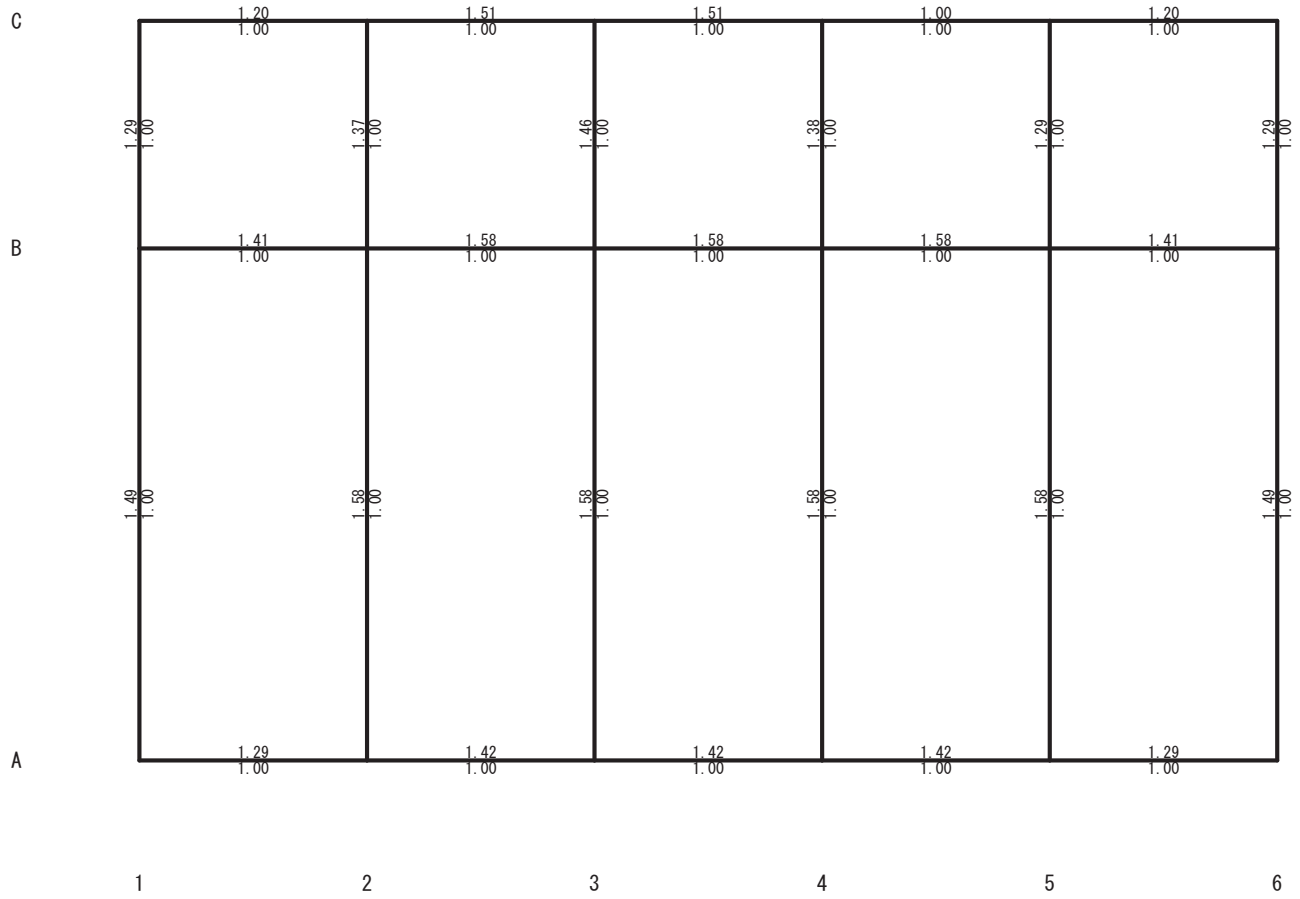

5F 層 (S=1/239)

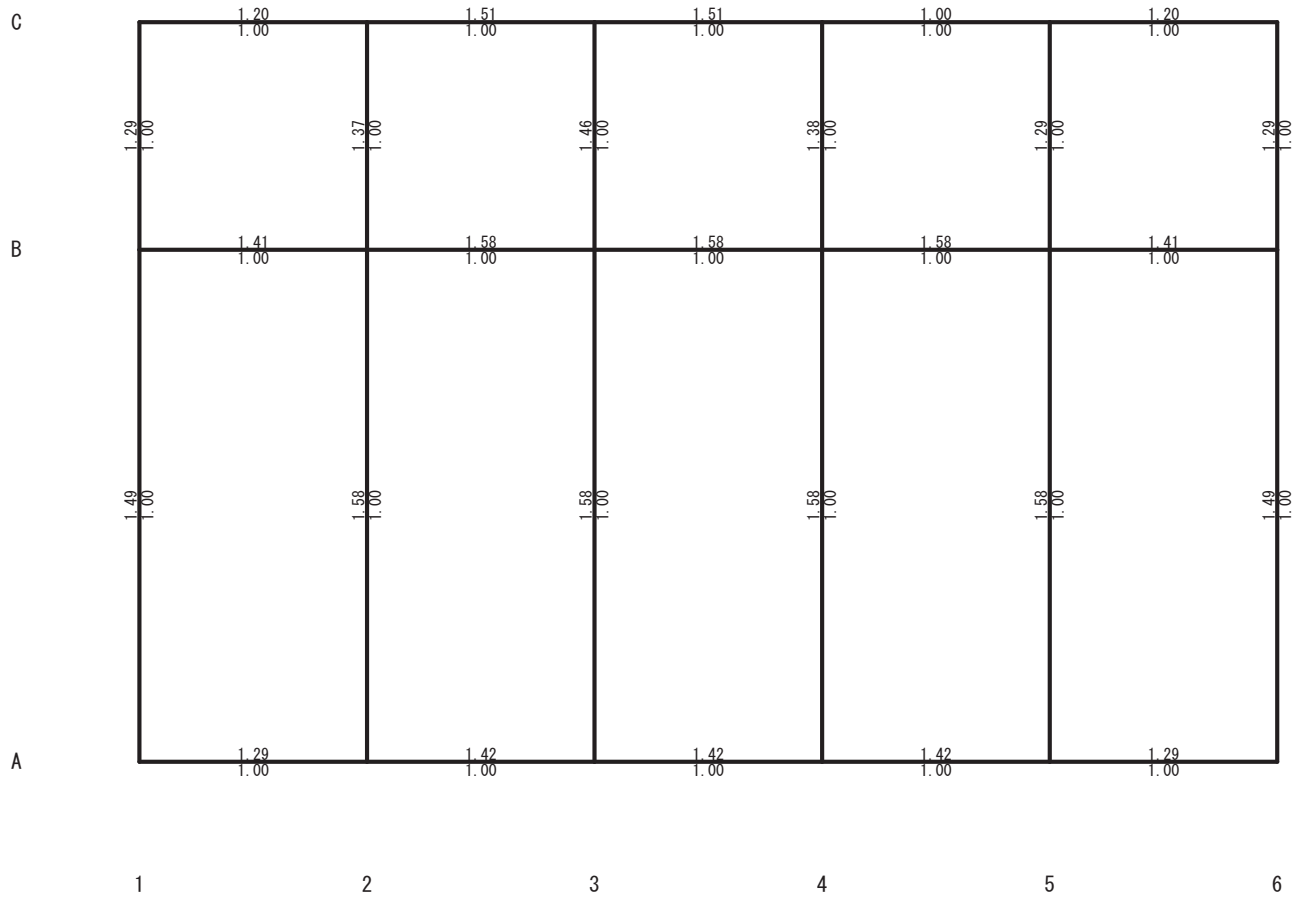

4F 層 (S=1/239)

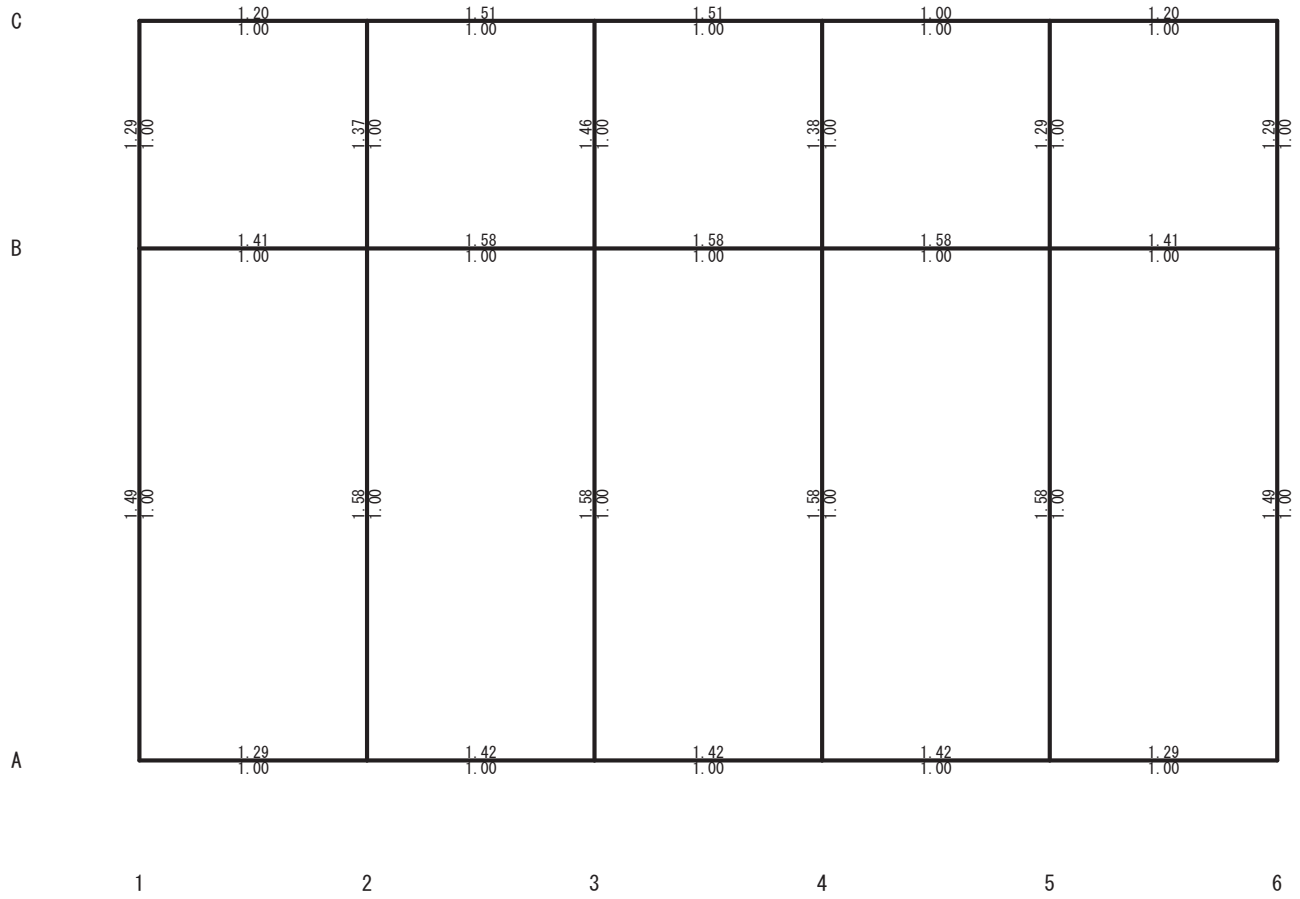

3F 層 (S=1/239)

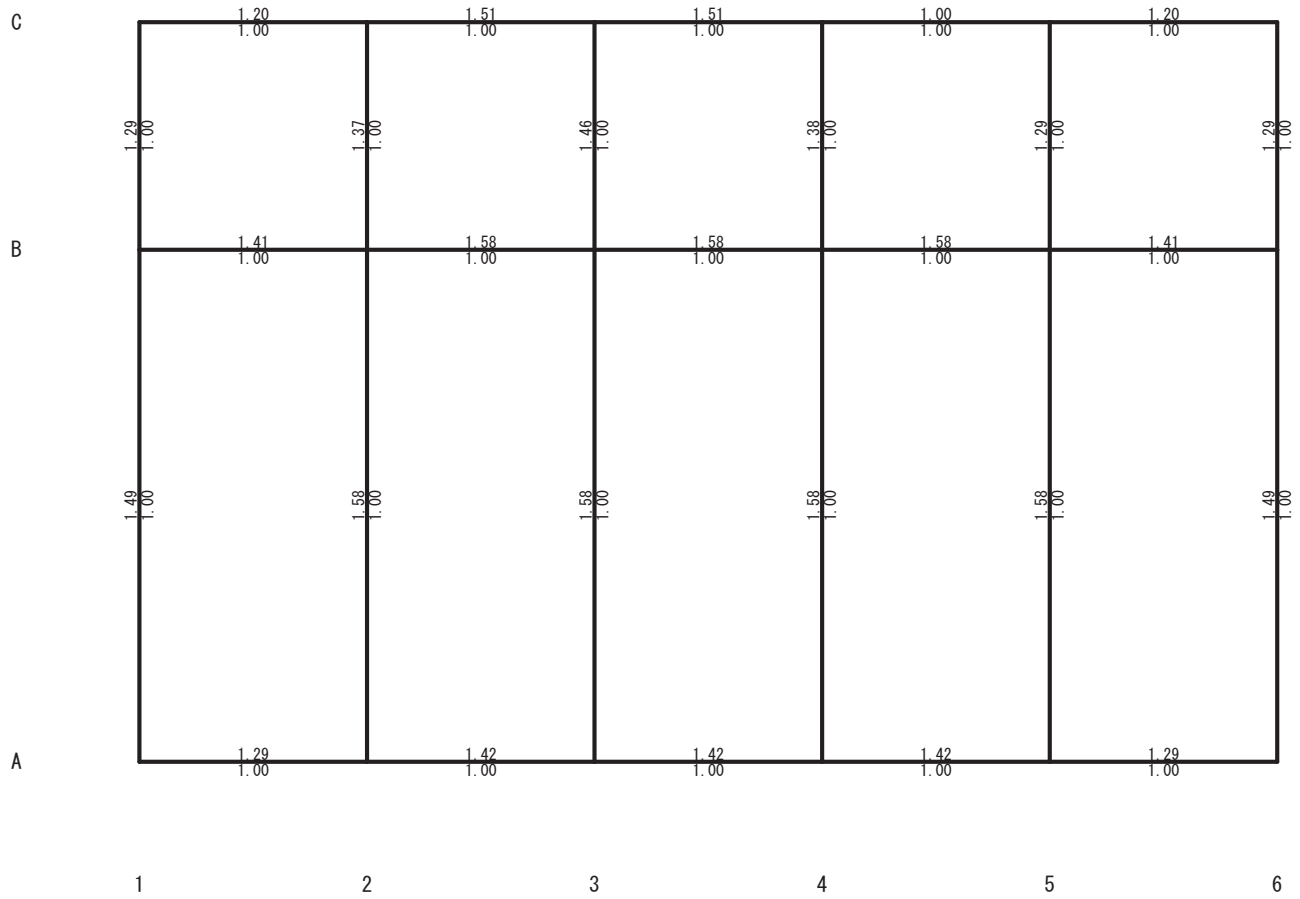

2F 層 (S=1/239)

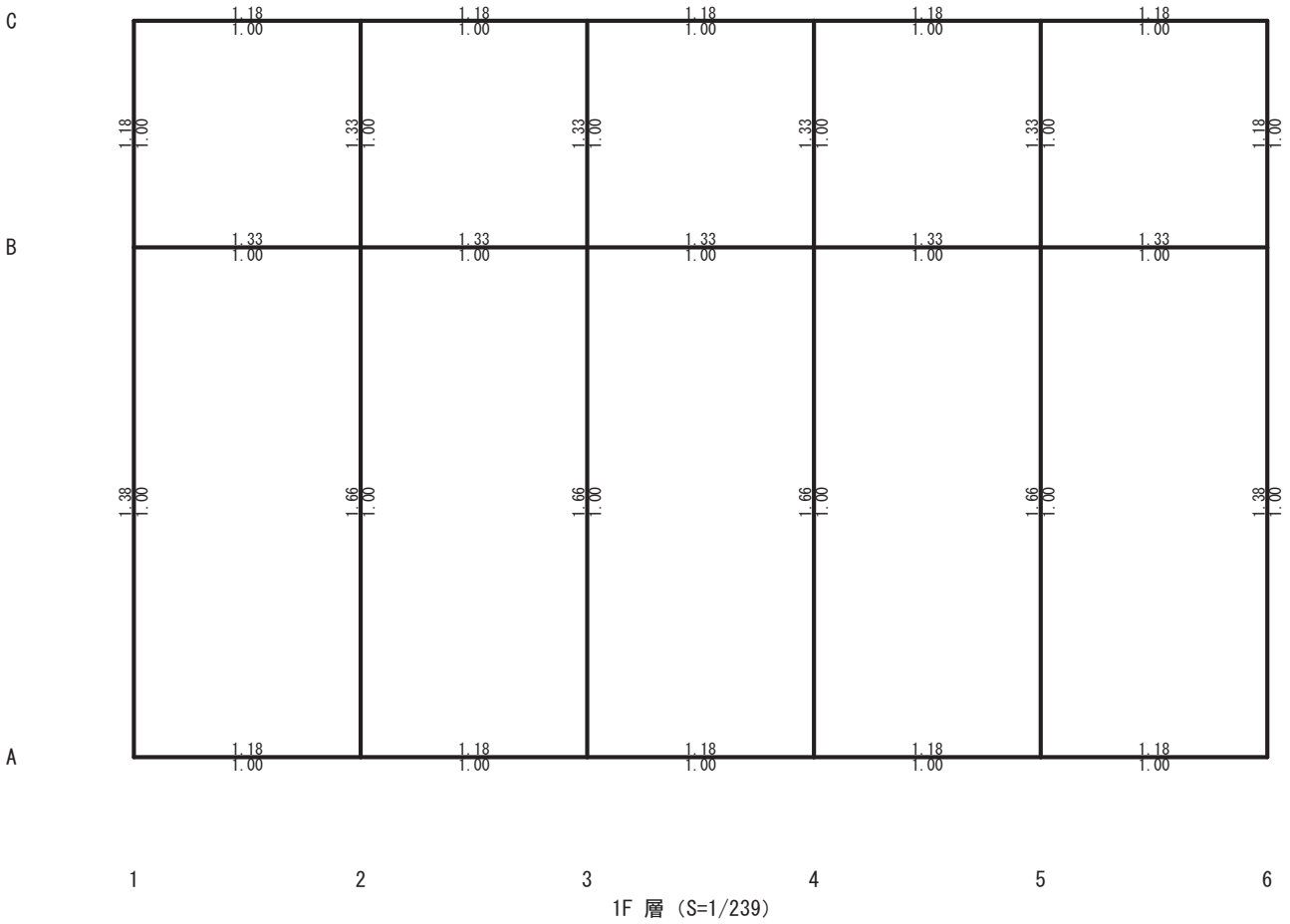

A-1.5 剛域長と置換ブレース断面積

A-1.5.1　剛域長と置換ブレース断面積

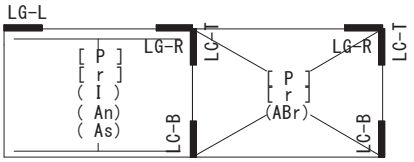

LG-L：はり左端の剛域長さ	(cm)	I	：壁エレメント断面２次モーメント	(x10^5 cm4)
LG-R：はり右端の剛域長さ	(cm)	An	：壁エレメント軸方向断面積	(cm2)
LC-T：柱頭部の剛域長さ	(cm)	As	：壁エレメントせん断断面積	(cm2)
LC-B：柱脚部の剛域長さ	(cm)	ABr	：耐震壁置換ブレース断面積 ＝r×AB	(cm2)
		AB	：無開口置換ブレース断面積	(cm2)
[*]：直接入力		P	：壁開口周比 ＝√{(lo･ho)/(l･h)}	
		r	：開口によるせん断剛性低減率 ＝1-1.25P	



A フレーム (S=1/241)



B フレーム (S=1/241)



C フレーム (S=1/241)

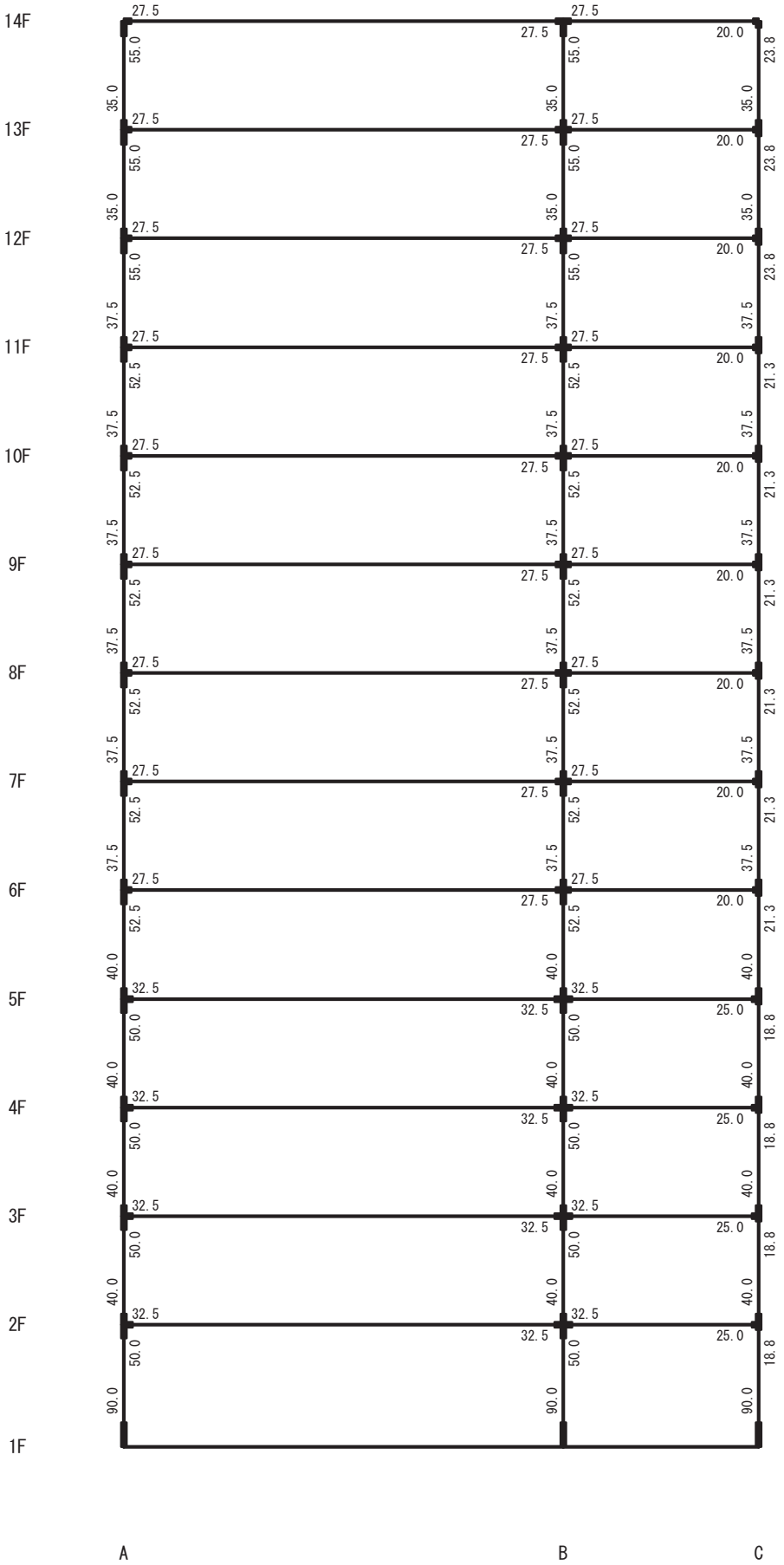
14F
13F
12F
11F
10F
9F
8F
7F
6F
5F
4F
3F
2F
1F
A
B
C
27.5
20.0
23.8
35.0
55.0
37.5
52.5
21.3
40.0
32.5
25.0
50.0
18.8
90.0

1 フレーム (S=1/241)


14F
13F
12F
11F
10F
9F
8F
7F
6F
5F
4F
3F
2F
1F
A
B
C
27.5
20.0
23.8
21.3
32.5
25.0
55.0
52.5
50.0
35.0
37.5
40.0
90.0

2 フレーム (S=1/241)


14F
13F
12F
11F
10F
9F
8F
7F
6F
5F
4F
3F
2F
1F
A
B
C
27.5
20.0
55.0
23.8
35.0
37.5
52.5
21.3
32.5
40.0
50.0
25.0
90.0

3 フレーム (S=1/241)


14F
13F
12F
11F
10F
9F
8F
7F
6F
5F
4F
3F
2F
1F
A
B
C
27.5
20.0
32.5
25.0
55.0
52.5
50.0
23.8
21.3
32.5
35.0
37.5
40.0
90.0

4 フレーム (S=1/241)


14F
13F
12F
11F
10F
9F
8F
7F
6F
5F
4F
3F
2F
1F
A
B
C
27.5
20.0
55.0
23.8
35.0
37.5
52.5
21.3
32.5
40.0
50.0
25.0
90.0

5 フレーム (S=1/241)

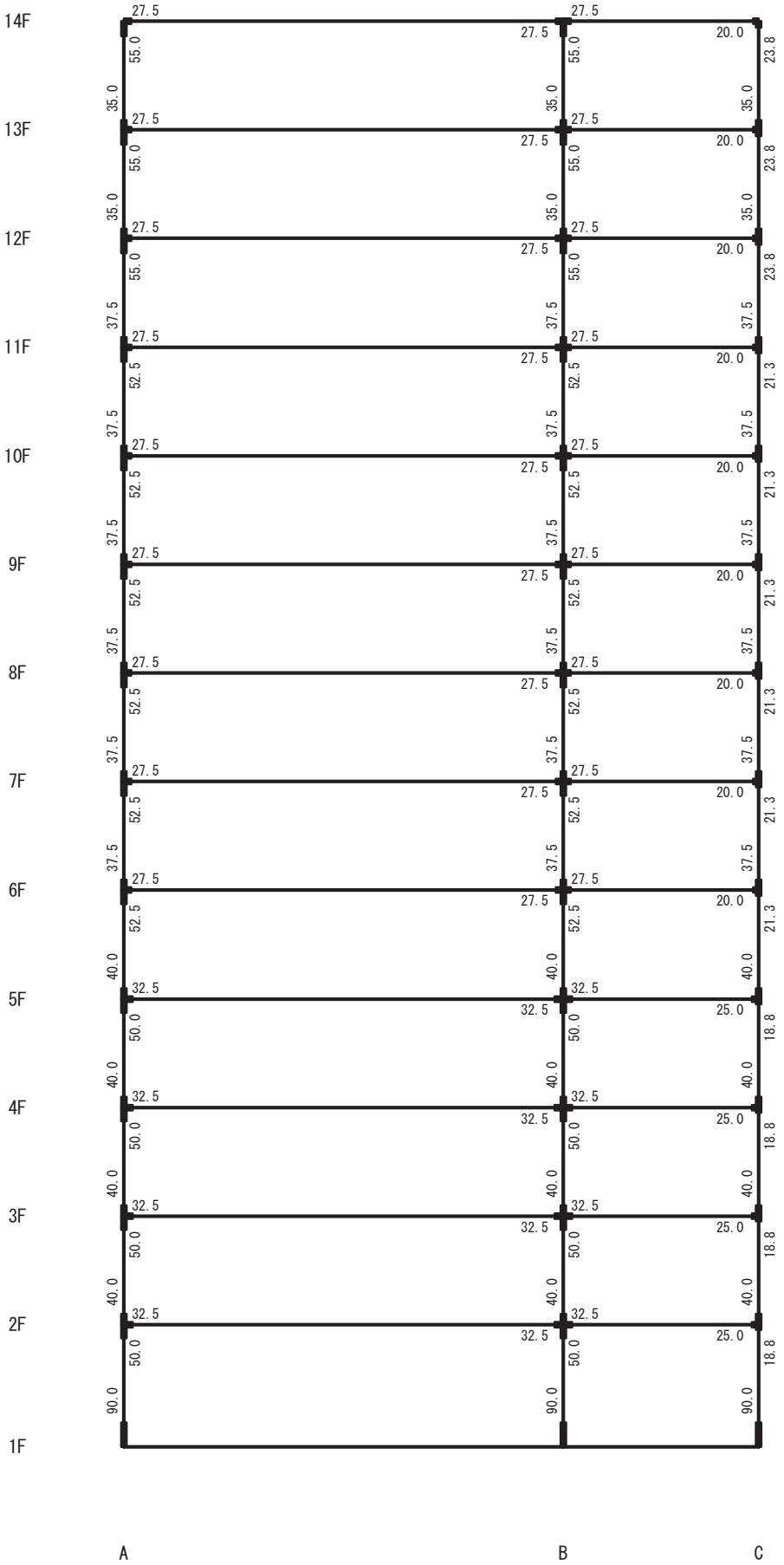
14F
13F
12F
11F
10F
9F
8F
7F
6F
5F
4F
3F
2F
1F
A
B
C
27.5
20.0
23.8
21.3
18.8
25.0
32.5
35.0
37.5
40.0
55.0
52.5
50.0
90.0

6 フレーム (S=1/241)

A-2. 応力計算結果

A-2.1 フレーム剛性とねじり剛性

※ 正加力、負加力は同じ

13F 階 < X 方向 >

フレーム	質量重心位置 my (cm)	重心位置 gy (cm)	剛心位置 ly (cm)	偏心距離 y (cm)	ねじり剛性 KR (*10^6 kN·cm)	フレームの層剛性 Q / δ (kN/cm)	
						全部材	剛心計算に考慮する部材のみ
C	1161.9	1157.8	1101.3	56.6	8753.1	637.8	637.8
B						1631.0	1631.0
A						1485.7	1485.7

12F 階 < X 方向 >

フレーム	質量重心位置 my (cm)	重心位置 gy (cm)	剛心位置 ly (cm)	偏心距離 y (cm)	ねじり剛性 KR (*10^6 kN·cm)	フレームの層剛性 Q / δ (kN/cm)	
						全部材	剛心計算に考慮する部材のみ
C	1138.8	1151.4	1048.1	103.3	9360.7	574.6	574.6
B						1902.8	1902.8
A						1746.4	1746.4

11F 階 < X 方向 >

フレーム	質量重心位置 my (cm)	重心位置 gy (cm)	剛心位置 ly (cm)	偏心距離 y (cm)	ねじり剛性 KR (*10^6 kN·cm)	フレームの層剛性 Q / δ (kN/cm)	
						全部材	剛心計算に考慮する部材のみ
C	1138.8	1147.5	1051.4	96.0	10019.2	669.8	669.8
B						2125.6	2125.6
A						1970.4	1970.4

10F 階 < X 方向 >

フレーム	質量重心位置 my (cm)	重心位置 gy (cm)	剛心位置 ly (cm)	偏心距離 y (cm)	ねじり剛性 KR (*10^6 kN·cm)	フレームの層剛性 Q / δ (kN/cm)	
						全部材	剛心計算に考慮する部材のみ
C	1138.3	1145.3	1059.6	85.7	10741.6	791.5	791.5
B						2354.2	2354.2
A						2201.7	2201.7

9F 階 < X 方向 >

フレーム	質量重心位置 my (cm)	重心位置 gy (cm)	剛心位置 ly (cm)	偏心距離 y (cm)	ねじり剛性 KR (*10^6 kN·cm)	フレームの層剛性 Q / δ (kN/cm)	
						全部材	剛心計算に考慮する部材のみ
C	1138.3	1143.9	1052.9	91.0	11116.3	801.7	801.7
B						2460.8	2460.8
A						2305.2	2305.2

8F 階 < X 方向 >

フレーム	質量重心位置 my (cm)	重心位置 gy (cm)	剛心位置 ly (cm)	偏心距離 y (cm)	ねじり剛性 KR (*10^6 kN·cm)	フレームの層剛性 Q / δ (kN/cm)	
						全部材	剛心計算に考慮する部材のみ
C	1138.3	1143.0	1045.7	97.3	11377.6	796.0	796.0
B						2549.1	2549.1
A						2385.4	2385.4

7F 階 < X 方向 >

フレーム	質量重心位置 my (cm)	重心位置 gy (cm)	剛心位置 ly (cm)	偏心距離 y (cm)	ねじり剛性 KR (*10^6 kN·cm)	フレームの層剛性 Q / δ (kN/cm)	
						全部材	剛心計算に考慮する部材のみ
C	1141.6	1142.9	1060.1	82.8	11774.6	894.5	894.5
B						2583.7	2583.7
A						2444.8	2444.8

6F 階 < X 方向 >

フレーム	質量重心位置 my (cm)	重心位置 gy (cm)	剛心位置 ly (cm)	偏心距離 y (cm)	ねじり剛性 KR (*10^6 kN·cm)	フレームの層剛性 Q / δ (kN/cm)	
						全部材	剛心計算に考慮する部材のみ
C	1143.1	1143.0	1055.1	87.8	12150.3	892.8	892.8
B						2665.6	2665.6
A						2514.1	2514.1

5F 階 < X 方向 >

フレーム	質量重心位置 my (cm)	重心位置 gy (cm)	剛心位置 ly (cm)	偏心距離 y (cm)	ねじり剛性 KR (*10^6 kN·cm)	フレームの層剛性 Q / δ (kN/cm)	
						全部材	剛心計算に考慮する部材のみ
C	1143.1	1142.9	1044.9	97.9	12690.7	878.6	878.6
B						2772.5	2772.5
A						2614.8	2614.8

4F 階 < X 方向 >

フレーム	質量重心位置 my (cm)	重心位置 gy (cm)	剛心位置 ly (cm)	偏心距離 y (cm)	ねじり剛性 KR (*10^6 kN·cm)	フレームの層剛性 Q / δ (kN/cm)	
						全部材	剛心計算に考慮する部材のみ
C	1148.2	1143.6	1079.8	63.8	14802.1	1234.8	1234.8
B						3227.6	3227.6
A						3056.0	3056.0

3F 階 < X 方向 >

フレーム	質量重心位置 my (cm)	重心位置 gy (cm)	剛心位置 ly (cm)	偏心距離 y (cm)	ねじり剛性 KR (*10^6 kN·cm)	フレームの層剛性 Q / δ (kN/cm)	
						全部材	剛心計算に考慮する部材のみ
C	1149.9	1144.3	1067.4	76.9	15739.1	1213.0	1213.0
B						3394.0	3394.0
A						3203.2	3203.2

2F 階 < X 方向 >

フレーム	質量重心位置 my (cm)	重心位置 gy (cm)	剛心位置 ly (cm)	偏心距離 y (cm)	ねじり剛性 KR (*10^6 kN·cm)	フレームの層剛性 Q / δ (kN/cm)	
						全部材	剛心計算に考慮する部材のみ
C	1149.9	1144.8	1059.7	85.0	17060.8	1273.2	1273.2
B						3718.3	3718.3
A						3504.1	3504.1

1F 階 < X 方向 >

フレーム	質量重心位置 my (cm)	重心位置 gy (cm)	剛心位置 ly (cm)	偏心距離 y (cm)	ねじり剛性 KR (*10^6 kN·cm)	フレームの層剛性 Q / δ (kN/cm)	
						全部材	剛心計算に考慮する部材のみ
C	1150.0	1145.4	1077.7	67.7	28629.4	2252.9	2252.9
B						5670.1	5670.1
A						5492.1	5492.1

13F 階 < Y 方向 >

フレーム	質量重心位置 mx (cm)	重心位置 gx (cm)	剛心位置 lx (cm)	偏心距離 x (cm)	ねじり剛性 KR (*10^6 kN·cm)	フレームの層剛性 Q / δ (kN/cm)	
						全部材	剛心計算に考慮する部材のみ
1	1800.0	1800.0	1801.6	1.6	8753.1	601.9	601.9
2						628.4	628.4
3						617.2	617.2
4						618.8	618.8
5						631.4	631.4
6						603.1	603.1

12F 階 < Y 方向 >

フレーム	質量重心位置 mx (cm)	重心位置 gx (cm)	剛心位置 lx (cm)	偏心距離 x (cm)	ねじり剛性 KR (*10^6 kN·cm)	フレームの層剛性 Q / δ (kN/cm)	
						全部材	剛心計算に考慮する部材のみ
1	1781.6	1791.8	1798.3	6.6	9360.7	636.9	636.9
2						671.5	671.5
3						670.4	670.4
4						666.8	666.8
5						667.0	667.0
6						636.6	636.6

11F 階 < Y 方向 >

フレーム	質量重心位置 mx (cm)	重心位置 gx (cm)	剛心位置 lx (cm)	偏心距離 x (cm)	ねじり剛性 KR (*10^6 kN·cm)	フレームの層剛性 Q / δ (kN/cm)	
						全部材	剛心計算に考慮する部材のみ
1	1781.6	1788.6	1797.7	9.1	10019.2	646.9	646.9
2						717.5	717.5
3						718.5	718.5
4						713.7	713.7
5						711.6	711.6
6						646.1	646.1

10F 階 < Y 方向 >

フレーム	質量重心位置 mx (cm)	重心位置 gx (cm)	剛心位置 lx (cm)	偏心距離 x (cm)	ねじり剛性 KR (*10^6 kN·cm)	フレームの層剛性 Q / δ (kN/cm)	
						全部材	剛心計算に考慮する部材のみ
1	1781.7	1787.0	1797.6	10.6	10741.6	657.8	657.8
2						764.1	764.1
3						766.8	766.8
4						761.3	761.3
5						757.4	757.4
6						657.0	657.0

9F 階 < Y 方向 >

フレーム	質量重心位置 mx (cm)	重心位置 gx (cm)	剛心位置 lx (cm)	偏心距離 x (cm)	ねじり剛性 KR (*10^6 kN·cm)	フレームの層剛性 Q / δ (kN/cm)	
						全部材	剛心計算に考慮する部材のみ
1	1781.7	1786.0	1797.4	11.5	11116.3	683.2	683.2
2						781.2	781.2
3						785.4	785.4
4						779.2	779.2
5						773.7	773.7
6						682.6	682.6

8F 階 < Y 方向 >

フレーム	質量重心位置 mx (cm)	重心位置 gx (cm)	剛心位置 lx (cm)	偏心距離 x (cm)	ねじり剛性 KR (*10^6 kN·cm)	フレームの層剛性 Q / δ (kN/cm)	
						全部材	剛心計算に考慮する部材のみ
1	1781.7	1785.3	1797.4	12.1	11377.6	689.5	689.5
2						825.0	825.0
3						829.0	829.0
4						822.7	822.7
5						817.3	817.3
6						688.7	688.7

7F 階 < Y 方向 >

フレーム	質量重心位置 mx (cm)	重心位置 gx (cm)	剛心位置 lx (cm)	偏心距離 x (cm)	ねじり剛性 KR (*10^6 kN·cm)	フレームの層剛性 Q / δ (kN/cm)	
						全部材	剛心計算に考慮する部材のみ
1	1781.8	1784.8	1797.3	12.4	11774.6	690.4	690.4
2						883.6	883.6
3						888.3	888.3
4						881.0	881.0
5						874.9	874.9
6						689.6	689.6

6F 階 < Y 方向 >

フレーム	質量重心位置 mx (cm)	重心位置 gx (cm)	剛心位置 lx (cm)	偏心距離 x (cm)	ねじり剛性 KR (*10^6 kN·cm)	フレームの層剛性 Q / δ (kN/cm)	
						全部材	剛心計算に考慮する部材のみ
1	1781.8	1784.4	1797.3	12.8	12150.3	724.3	724.3
2						904.8	904.8
3						911.2	911.2
4						903.2	903.2
5						895.4	895.4
6						723.9	723.9

5F 階 < Y 方向 >

フレーム	質量重心位置 mx (cm)	重心位置 gx (cm)	剛心位置 lx (cm)	偏心距離 x (cm)	ねじり剛性 KR (*10^6 kN·cm)	フレームの層剛性 Q / δ (kN/cm)	
						全部材	剛心計算に考慮する部材のみ
1	1781.8	1784.2	1797.4	13.2	12690.7	751.8	751.8
2						998.0	998.0
3						1003.3	1003.3
4						995.6	995.6
5						988.8	988.8
6						750.9	750.9

4F 階 < Y 方向 >

フレーム	質量重心位置 mx (cm)	重心位置 gx (cm)	剛心位置 lx (cm)	偏心距離 x (cm)	ねじり剛性 KR (*10^6 kN·cm)	フレームの層剛性 Q / δ (kN/cm)	
						全部材	剛心計算に考慮する部材のみ
1	1782.1	1784.0	1796.4	12.4	14802.1	743.6	743.6
2						1365.5	1365.5
3						1375.8	1375.8
4						1360.9	1360.9
5						1348.3	1348.3
6						742.9	742.9

3F 階 < Y 方向 >

フレーム	質量重心位置 mx (cm)	重心位置 gx (cm)	剛心位置 lx (cm)	偏心距離 x (cm)	ねじり剛性 KR (*10^6 kN·cm)	フレームの層剛性 Q / δ (kN/cm)	
						全部材	剛心計算に考慮する部材のみ
1	1782.2	1783.8	1796.4	12.6	15739.1	843.6	843.6
2						1405.6	1405.6
3						1419.4	1419.4
4						1403.3	1403.3
5						1387.3	1387.3
6						843.2	843.2

2F 階 < Y 方向 >

フレーム	質量重心位置 mx (cm)	重心位置 gx (cm)	剛心位置 lx (cm)	偏心距離 x (cm)	ねじり剛性 KR (*10^6 kN·cm)	フレームの層剛性 Q / δ (kN/cm)	
						全部材	剛心計算に考慮する部材のみ
1	1782.2	1783.7	1796.3	12.7	17060.8	909.6	909.6
2						1543.0	1543.0
3						1560.8	1560.8
4						1542.4	1542.4
5						1522.1	1522.1
6						909.6	909.6

1F 階 < Y 方向 >

フレーム	質量重心位置 mx (cm)	重心位置 gx (cm)	剛心位置 lx (cm)	偏心距離 x (cm)	ねじり剛性 KR (*10^6 kN·cm)	フレームの層剛性 Q / δ (kN/cm)	
						全部材	剛心計算に考慮する部材のみ
1	1782.3	1783.6	1797.8	14.3	28629.4	1719.0	1719.0
2						2267.8	2267.8
3						2282.9	2282.9
4						2268.0	2268.0
5						2250.4	2250.4
6						1717.3	1717.3

A-2.2　部材応力図

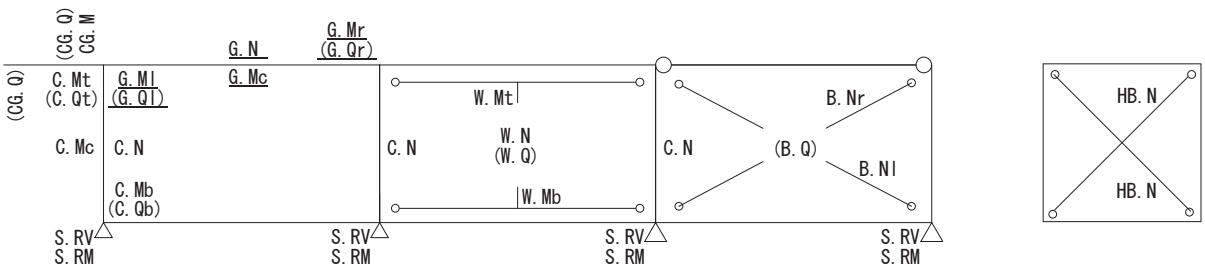

G.Ml　：はり左端部の曲げモーメント　(kN·m)
G.Mr　：はり右端部の曲げモーメント　(kN·m)
G.Mc　：はり中央の曲げモーメント　(kN·m)
　　()付きはフェース間中央
G.N　：はり軸力（T:引張, C:圧縮）　(kN)
G.Ql　：はり左端部 のせん断力　(kN)
G.Qr　：はり右端部のせん断力　(kN)

C.Mt　：柱頭の曲げモーメント　(kN·m)
C.Mc　：柱中央の曲げモーメント　(kN·m)
C.Mb　：柱脚の曲げモーメント　(kN·m)
C.N　：柱軸力（T:引張, C:圧縮）　(kN)
C.Qt　：柱頭のせん断力　(kN)
C.Qb　：柱脚のせん断力　(kN)

CG.M　：片持ばりの曲げモーメント　(kN·m)
CG.Q　；片持ばりのせん断力　(kN)

W.Mt　：壁頭の曲げモーメント　(kN·m)
W.Mb　：壁脚の曲げモーメント　(kN·m)
W.Q　：壁のせん断力　(kN)
W.N　：壁軸力（T:引張, C:圧縮）　(kN)

B.Nr　：ブレースの右上り軸力（T:引張, C:圧縮）　(kN)
B.Nl　：ブレースの左上り軸力（T:引張, C:圧縮）　(kN)
B.Q　：ブレースのせん断力　(kN)

HB.N　：水平ブレースの部材軸力　(kN)

S.RV　：鉛直方向支点反力　(kN)
　　（ ■ :水平荷重時浮き上がり）
S.RM　：支点反力曲げモーメント　(kN·m)
○　：ピン接合

鉛直荷重（立体解析）

14F					121.6 (6.0)			34.5 (44.3)			55.4 (48.8)			66.1 (53.1)			232.1 (104.3)	
			236.7 (103.4)	236.7 (105.5)	44.2	190.7 (85.1)	69.1 (53.9)	37.9	23.1 (10.8)	57.7 (49.4)	33.2	18.0 (8.4)	37.4 (45.1)	37.9	183.9 (82.0)	117.8 (7.2)	44.5	232.1 (101.3)	
			29.9	353.0C		20.5	496.0C		1.5	532.6C		1.2	532.5C		19.8	496.6C		29.4	352.9C
				176.9 (103.4)		206.5 (23.2)	149.7 (85.1)		19.2 (36.0)	20.0 (10.8)		50.4 (43.8)	15.6 (8.4)		74.7 (51.4)	144.2 (82.0)		320.4 (123.2)	173.2 (101.3)
13F	4000		149.8 (72.6)	326.7 (124.9)	32.8	135.2 (64.6)	78.4 (52.4)	32.1	14.4 (7.4)	53.6 (44.7)	28.9	11.8 (6.0)	23.0 (37.0)	32.1	131.0 (62.6)	200.6 (21.5)	33.0	147.2 (71.3)	
			4.6	713.2C		6.0	910.0C		0.5	1000.7C		0.3	1000.5C		5.9	911.5C		4.6	712.7C
				140.5 (72.6)		187.6 (17.3)	123.2 (64.6)		21.0 (36.6)	15.3 (7.4)		50.5 (43.8)	12.3 (6.0)		72.5 (50.9)	119.3 (62.6)		297.1 (117.4)	137.9 (71.3)
12F	4000		162.3 (76.4)	302.8 (119.0)	35.3	140.4 (66.7)	76.1 (51.8)	32.4	17.1 (9.4)	53.5 (44.6)	28.9	13.6 (7.5)	24.6 (37.5)	32.4	135.5 (64.3)	182.3 (15.7)	35.5	159.2 (74.9)	
			8.6	1067.2C		6.2	1327.4C		1.8	1467.3C		1.5	1467.1C		6.1	1329.7C		8.4	1066.2C
				145.2 (76.4)		177.9 (15.0)	128.1 (66.7)		10.6 (35.5)	20.8 (9.4)		50.0 (45.4)	16.6 (7.5)		80.9 (55.0)	123.4 (64.3)		290.5 (115.2)	142.4 (74.9)
11F	4025		151.2 (72.4)	296.4 (116.7)	33.6	135.7 (64.7)	85.9 (56.4)	35.8	22.6 (11.2)	54.0 (46.5)	32.1	17.9 (8.8)	15.5 (36.9)	35.8	130.2 (62.1)	172.7 (13.5)	34.0	148.1 (70.9)	
			6.3	1418.6C		6.2	1755.9C		0.2	1939.0C		0.3	1938.8C		6.0	1758.5C		6.3	1417.1C
				138.5 (72.4)		166.9 (11.8)	123.3 (64.7)		12.7 (36.0)	22.2 (11.2)		50.5 (45.4)	17.3 (8.8)		79.4 (54.5)	118.2 (62.1)		278.8 (112.1)	135.5 (70.9)
10F	4000		145.9 (69.6)	284.4 (113.5)	34.1	127.9 (60.9)	84.2 (55.9)	35.6	19.8 (9.9)	54.6 (46.5)	31.5	15.7 (7.9)	17.5 (37.4)	35.6	123.1 (58.6)	161.9 (10.4)	34.5	143.2 (68.3)	
			6.6	1766.5C		6.0	2186.3C		0.1	2410.3C		0.0	2410.1C		5.9	2189.2C		6.6	1764.4C
				132.7 (69.6)		153.6 (8.1)	115.9 (60.9)		16.2 (36.9)	19.9 (9.9)		50.8 (45.4)	15.7 (7.9)		76.9 (53.7)	111.3 (58.6)		265.3 (108.3)	130.1 (68.3)
9F	4000		138.3 (65.9)	270.9 (109.8)	34.2	119.3 (56.7)	81.5 (55.0)	35.2	18.5 (9.2)	54.7 (46.5)	31.3	14.2 (7.1)	20.9 (38.2)	35.2	114.2 (54.2)	148.6 (6.6)	34.5	135.2 (64.4)	
			6.5	2110.4C		5.9	2619.0C		0.1	2881.8C		0.1	2881.6C		5.7	2622.2C		6.3	2107.7C
				125.3 (65.9)		137.5 (3.6)	107.4 (56.7)		20.1 (37.8)	18.3 (9.2)		51.0 (45.4)	14.0 (7.1)		74.0 (52.8)	102.7 (54.2)		248.4 (103.7)	122.5 (64.4)
8F	4000		129.1 (61.3)	254.4 (105.3)	34.4	108.8 (51.5)	78.7 (54.1)	34.6	16.6 (8.3)	55.0 (46.5)	31.0	12.3 (6.0)	24.7 (39.1)	34.7	103.5 (49.0)	132.2 (2.0)	34.8	125.9 (59.8)	
			6.4	2450.1C		5.7	3055.9C		0.1	3354.7C		0.2	3354.7C		5.6	3059.8C		6.4	2446.8C
				116.3 (61.3)		118.3 (1.8)	97.4 (51.5)		24.7 (38.9)	16.4 (8.3)		51.5 (45.4)	11.9 (6.0)		71.1 (51.8)	92.4 (49.0)		229.2 (98.4)	113.2 (59.8)
7F	4000		118.5 (56.4)	234.8 (99.9)	34.6	96.3 (45.5)	75.4 (53.0)	34.0	14.2 (7.0)	55.3 (46.5)	30.7	10.6 (5.2)	29.0 (40.1)	34.0	91.9 (43.4)	113.2 (3.3)	34.9	116.0 (55.1)	
			5.7	2784.0C		5.3	3496.3C		0.1	3827.5C		0.2	3827.7C		5.2	3500.9C		5.7	2780.1C
				107.1 (56.4)		93.8 (8.8)	85.7 (45.5)		29.8 (40.1)	14.0 (7.0)		52.0 (45.5)	10.1 (5.2)		67.7 (50.7)	81.5 (43.4)		204.0 (91.5)	104.6 (55.1)
6F	4025		102.1 (47.0)	209.3 (92.9)	35.2	79.7 (36.6)	71.6 (51.7)	33.4	11.6 (5.6)	55.5 (46.4)	30.3	8.1 (3.9)	33.7 (41.2)	33.4	75.3 (34.5)	89.1 (10.2)	35.4	99.4 (45.7)	
			7.6	3109.7C		6.0	3940.0C		0.4	4298.9C		0.3	4299.3C		5.8	3945.4C		7.4	3105.3C
				87.0 (47.0)		83.1 (11.5)	67.7 (36.6)		32.5 (40.5)	10.9 (5.6)		52.4 (45.4)	7.5 (3.9)		67.6 (50.2)	63.7 (34.5)		194.2 (88.6)	84.5 (45.7)
5F	4000		113.5 (52.5)	200.5 (90.2)	34.2	87.2 (40.2)	71.7 (51.4)	32.0	12.8 (6.2)	56.2 (46.5)	29.8	8.3 (3.8)	36.6 (41.7)	31.9	81.2 (37.2)	77.3 (13.1)	34.4	109.7 (50.6)	
			8.4	3436.0C		6.8	4392.6C		0.4	4777.4C		0.6	4778.1C		6.8	4399.3C		8.5	3430.8C
				96.6 (52.5)		62.4 (17.1)	73.6 (40.2)		36.3 (41.2)	12.1 (6.2)		52.9 (45.4)	7.1 (3.8)		66.3 (49.6)	67.6 (37.2)		175.0 (83.0)	92.6 (50.6)
4F	4000		84.3 (40.5)	180.9 (84.6)	33.6	59.0 (27.5)	70.1 (50.7)	30.8	8.3 (4.2)	56.6 (46.5)	29.3	5.8 (2.6)	40.1 (42.3)	30.8	55.4 (25.5)	56.7 (18.7)	33.8	82.4 (39.2)	
			3.4	3758.7C		4.0	4851.7C		0.2	5257.9C		0.5	5258.9C		4.5	4859.4C		4.0	3752.7C
				77.5 (40.5)		25.8 (27.5)	50.9 (27.5)		42.5 (42.8)	8.6 (4.2)		53.7 (45.6)	4.8 (2.6)		62.8 (48.4)	46.4 (25.5)		138.4 (73.1)	74.4 (39.2)
3F	4000		65.0 (29.1)	142.5 (74.2)	34.5	40.3 (18.6)	65.4 (49.1)	30.1	5.2 (2.5)	56.2 (46.3)	29.1	3.8 (1.5)	45.1 (43.5)	30.1	38.3 (17.3)	21.9 (28.6)	34.6	64.0 (28.3)	
			6.7	4068.0C		3.1	5314.7C		0.2	5734.4C		0.9	5735.6C		3.7	5323.2C		7.4	4061.5C
				51.5 (29.1)		14.3 (38.5)	34.1 (18.6)		49.6 (45.0)	4.7 (2.5)		55.5 (46.4)	2.0 (1.5)		59.5 (47.8)	31.0 (17.3)		105.9 (64.0)	49.2 (28.3)
2F	4500		56.5 (29.4)	108.0 (64.5)	32.9	12.5 (3.1)	60.8 (48.2)	30.0	2.5 (1.5)	56.8 (46.8)	29.1	2.4 (1.1)	51.0 (45.4)	30.0	12.2 (2.6)	16.2 (39.0)	32.9	56.7 (29.2)	
			9.7	4365.9C		5.5	5782.7C		0.9	6208.1C		0.1	6209.7C		6.3	5791.9C		9.0	4359.1C
				76.0 (29.4)		260.8 (203.3)	1.5 (3.1)		219.1 (171.6)	4.3 (1.5)		222.5 (177.5)	2.6 (1.1)		261.5 (183.4)	0.3 (2.6)		74.7 (151.6)	74.7 (29.2)
1F		4939.2	76.0 (152.0)		180.1	6708.9	262.2 (183.6)		107.8	7097.1	223.4 (177.7)		125.5	7098.3	219.9 (171.9)		107.8	6717.9	261.8 (203.6)		180.3	4932.3

52550

7200　7200　7200　7200　7200

36000

1　2　3　4　5　6

A フレーム（S=1/272）

鉛直荷重（立体解析）

52550

14F					162.8 (16.7)			54.9 (72.0)			105.3 (84.0)			120.0 (89.3)			326.8 (152.4)	
	4000	341.2 (149.0)	341.2 (156.7)	69.4	275.8 (123.4)	113.0 (88.1)	62.7	22.2 (10.4)	77.1 (76.1)	55.4	51.7 (23.9)	53.6 (70.8)	59.9	266.4 (119.3)	146.4 (21.0)	68.4	326.8 (142.6)	
		43.2	477.0C		29.0	708.8C		1.3	748.4C		3.9	749.1C		27.9	706.3C		41.5	472.2C
			254.8 (149.0)		298.8 (34.8)	217.7 (123.4)		24.3 (52.4)	19.5 (10.4)		94.2 (70.3)	44.0 (23.9)		126.4 (80.3)	210.7 (119.3)		449.5 (172.9)	243.8 (142.6)
13F																		
	4000	215.8 (104.4)	470.5 (178.9)	46.3	199.0 (94.9)	118.0 (78.4)	49.1	14.7 (7.5)	58.5 (60.4)	43.9	31.6 (16.4)	18.6 (50.4)	47.7	192.3 (91.7)	276.6 (28.8)	45.7	205.7 (99.6)	
		7.0	902.7C		9.2	1203.8C		0.3	1329.2C		1.3	1312.4C		8.9	1182.3C		6.5	891.4C
			201.8 (104.4)		271.2 (26.0)	180.6 (94.9)		26.6 (53.1)	15.3 (7.5)		93.3 (70.1)	34.1 (16.4)		122.9 (79.4)	174.6 (91.7)		414.2 (164.2)	192.8 (99.6)
12F																		
	4025	233.0 (109.6)	434.8 (170.1)	50.3	205.5 (97.6)	115.0 (77.7)	49.4	17.4 (9.5)	59.3 (60.6)	43.9	37.5 (20.6)	21.7 (51.3)	47.9	197.7 (94.1)	249.4 (20.1)	49.8	221.4 (104.2)	
		12.5	1327.5C		9.2	1719.5C		1.7	1923.8C		3.9	1890.0C		8.4	1679.5C		11.6	1309.8C
			208.1 (109.6)		256.2 (22.6)	187.1 (97.6)		7.1 (50.1)	20.9 (9.5)		97.3 (73.5)	45.3 (20.6)		139.3 (86.0)	180.9 (94.1)		403.1 (160.3)	198.2 (104.2)
11F																		
	4000	217.2 (103.9)	425.2 (166.7)	47.7	199.0 (94.8)	129.8 (84.2)	54.9	23.4 (11.5)	51.4 (60.7)	49.0	48.4 (24.0)	3.6 (48.3)	51.9	191.0 (91.1)	232.6 (16.3)	46.9	204.9 (98.2)	
		9.3	1748.6C		9.3	2246.3C		0.4	2516.6C		0.4	2469.1C		8.7	2188.5C		8.6	1724.1C
			198.5 (103.9)		240.3 (18.0)	180.4 (94.8)		10.3 (50.8)	22.6 (11.5)		97.5 (73.3)	47.6 (24.0)		136.6 (85.1)	173.5 (91.1)		385.4 (155.6)	187.7 (98.2)
10F																		
	4000	209.2 (99.8)	407.6 (162.0)	48.5	187.4 (89.2)	127.5 (83.4)	54.4	20.3 (10.2)	53.2 (61.0)	48.0	43.2 (21.7)	6.8 (49.1)	51.7	179.8 (85.7)	216.7 (11.6)	47.8	197.7 (94.3)	
		9.6	2167.0C		8.9	2779.1C		0.0	3112.8C		0.2	3051.7C		8.5	2704.0C		9.0	2135.7C
			189.9 (99.8)		220.2 (12.3)	169.6 (89.2)		16.0 (52.2)	20.3 (10.2)		96.6 (72.9)	43.6 (21.7)		132.0 (83.7)	162.8 (85.7)		366.3 (150.4)	179.6 (94.3)
9F																		
	4000	197.3 (94.0)	387.2 (156.4)	48.7	174.0 (82.6)	123.4 (82.0)	53.6	18.5 (9.2)	54.8 (61.3)	47.6	40.4 (20.1)	12.7 (50.5)	51.0	167.2 (79.4)	198.0 (6.4)	48.0	186.7 (89.0)	
		9.3	2581.8C		8.7	3317.9C		0.1	3712.7C		0.1	3637.8C		8.3	3225.6C		8.8	2544.1C
			178.6 (94.0)		195.8 (5.5)	156.5 (82.6)		22.5 (53.7)	18.2 (9.2)		95.7 (72.5)	40.2 (20.1)		126.9 (82.1)	150.5 (79.4)		343.0 (144.0)	169.2 (89.0)
8F																		
	4000	183.5 (87.1)	362.1 (149.5)	49.1	158.1 (74.8)	118.8 (80.5)	52.7	16.1 (8.0)	56.8 (61.7)	47.1	36.3 (18.1)	19.3 (52.2)	50.3	151.9 (71.9)	175.6 (0.0)	48.5	173.8 (82.6)	
		9.3	2991.2C		8.5	3858.4C		0.2	4310.7C		0.2	4219.1C		8.0	3745.8C		8.6	2947.9C
			164.9 (87.1)		167.7 (2.4)	141.1 (74.8)		29.8 (55.5)	15.7 (8.0)		94.5 (72.0)	35.9 (18.1)		121.0 (80.2)	135.8 (71.9)		316.1 (136.7)	156.5 (82.6)
7F																		
	4000	168.5 (80.1)	333.4 (141.6)	49.3	140.2 (66.2)	113.6 (78.8)	51.6	13.8 (6.8)	59.3 (62.2)	46.4	31.7 (15.7)	26.9 (54.0)	49.4	134.5 (63.5)	149.3 (7.4)	48.8	159.6 (75.9)	
		8.3	3395.7C		7.9	4408.1C		0.3	4914.4C		0.2	4806.0C		7.5	4275.5C		7.7	3347.2C
			151.8 (80.1)		132.1 (12.5)	124.4 (66.2)		38.3 (57.5)	13.2 (6.8)		92.9 (71.4)	31.2 (15.7)		114.0 (78.0)	119.5 (63.5)		281.3 (127.3)	144.1 (75.9)
6F																		
	4025	144.3 (66.3)	296.1 (131.5)	50.2	115.3 (52.9)	107.5 (76.7)	50.4	10.7 (5.1)	62.2 (62.9)	45.8	26.0 (12.5)	35.7 (56.2)	48.5	110.9 (51.0)	116.4 (16.8)	49.7	137.2 (63.2)	
		10.8	3795.6C		8.8	4975.5C		0.5	5531.3C		0.8	5405.8C		8.3	4823.0C		10.1	3742.8C
			122.7 (66.3)		116.2 (16.6)	97.7 (52.9)		43.6 (58.3)	9.8 (5.1)		92.6 (71.0)	24.3 (12.5)		113.0 (77.2)	94.3 (51.0)		269.6 (123.7)	117.0 (63.2)
5F																		
	4000	160.1 (73.9)	282.7 (127.4)	48.9	125.6 (57.7)	107.0 (75.9)	48.0	11.4 (5.3)	64.8 (63.2)	44.6	27.9 (13.4)	40.4 (57.0)	46.7	121.0 (55.8)	102.4 (20.4)	48.6	152.6 (70.7)	
		12.3	4193.5C		10.2	5539.4C		0.7	6141.7C		1.1	5995.3C		9.5	5363.3C		11.3	4136.9C
			135.6 (73.9)		87.0 (24.5)	105.1 (57.7)		50.3 (59.6)	9.9 (5.3)		91.4 (70.4)	25.7 (13.4)		109.2 (75.7)	102.1 (55.8)		244.2 (116.4)	130.1 (70.7)
4F																		
	4000	119.6 (56.9)	255.1 (119.5)	48.1	86.1 (39.8)	104.2 (74.6)	46.1	7.7 (3.6)	67.9 (63.9)	43.7	18.6 (9.2)	47.1 (58.5)	45.2	82.7 (38.5)	75.6 (27.6)	47.9	114.1 (54.6)	
		5.8	4588.8C		6.6	6114.9C		0.4	6759.5C		0.2	6592.4C		5.8	5916.2C		4.9	4529.1C
			107.9 (56.9)		35.8 (39.1)	73.0 (39.8)		60.0 (62.0)	6.8 (3.6)		88.4 (69.4)	18.2 (9.2)		100.4 (73.0)	71.1 (38.5)		193.6 (102.7)	104.3 (54.6)
3F																		
	4000	93.5 (42.0)	201.4 (105.0)	49.3	59.6 (27.0)	96.9 (72.2)	44.9	5.0 (2.0)	71.8 (64.8)	43.2	12.3 (5.7)	57.9 (61.2)	44.2	56.8 (26.0)	27.6 (41.3)	49.2	89.3 (40.4)	
		9.6	4977.4C		5.6	6723.1C		0.9	7402.6C		0.8	7215.8C		4.8	6503.2C		8.6	4915.5C
			74.4 (42.0)		19.8 (53.9)	48.4 (27.0)		70.1 (64.5)	3.2 (2.0)		85.4 (68.4)	10.7 (5.7)		90.7 (70.1)	47.3 (26.0)		145.9 (88.9)	72.2 (40.4)
2F																		
	4500	76.0 (37.6)	150.4 (90.2)	47.1	20.7 (5.6)	88.8 (69.7)	43.9	3.0 (1.4)	76.3 (65.9)	42.5	5.7 (2.7)	69.0 (64.1)	43.5	18.9 (5.2)	24.5 (55.2)	47.0	73.7 (37.0)	
		8.6	5357.9C		8.1	7356.9C		0.2	8064.0C		0.3	7858.1C		7.2	7117.3C		9.6	5294.8C
			93.2 (37.6)		326.4 (247.1)	4.5 (5.6)		276.5 (207.1)	3.5 (1.4)		281.6 (214.9)	6.3 (2.7)		331.2 (222.5)	4.5 (5.2)		92.9 (182.2)	92.9 (37.0)
1F		6348.9	93.2 (182.3)	234.2	8857.1	930.8 (222.3)	140.4	9515.8	279.9 (214.5)	163.2	9310.5	275.3 (206.9)	140.8	8618.0	326.6 (247.2)	234.2	6285.8	

7200　7200　7200　7200　7200

36000

1　2　3　4　5　6

B フレーム（S=1/272）

鉛直荷重（立体解析）



C フレーム（S=1/272）

鉛直荷重（立体解析）



1 フレーム（S=1/272）

鉛直荷重（立体解析）



2 フレーム（S=1/272）

鉛直荷重（立体解析）



3 フレーム（S=1/272）

鉛直荷重（立体解析）



4 フレーム（S=1/272）

鉛直荷重（立体解析）



5 フレーム（S=1/272）

鉛直荷重（立体解析）



6 フレーム（S=1/272）

地震力(X方向 正加力)（立体解析）



A フレーム (S=1/272)

地震力(X方向 正加力)（立体解析）

14F					99.9 (42.2)				342.7 (101.9)				288.8 (80.3)				397.2 (103.5)				200.8 (41.1)		
			204.2 (71.4)	204.2 (42.2)	52.1	491.0 (202.4)	391.1 (101.9)	24.2	632.3 (271.4)	289.6 (80.3)	0.4	637.0 (273.5)	348.2 (103.5)	24.5	492.0 (202.8)	94.8 (41.1)	53.0	200.8 (69.9)	
	4000		61.4	19.3T		86.2	68.4T		89.6	20.9C		90.1	18.6T		86.4	67.4C		61.0	18.2C
				81.4 (71.4)		505.7 (151.2)	318.5 (202.4)		545.8 (153.4)	453.2 (271.4)		524.9 (145.8)	456.9 (273.5)		565.2 (155.2)	319.3 (202.8)		578.1 (149.8)	78.9 (69.9)
13F			501.3 (214.6)	582.6 (151.2)	38.5	745.8 (332.9)	558.5 (153.4)	6.4	617.8 (292.6)	525.2 (145.8)	0.1	620.2 (293.9)	552.2 (155.2)	6.5	746.3 (333.2)	500.4 (149.8)	38.9	499.2 (213.6)	
	4000		72.1	143.2T		79.9	82.1T		32.6	27.4C		32.5	22.0T		80.0	78.9C		72.0	140.8C
				357.0 (214.6)		815.6 (238.9)	585.9 (332.9)		651.4 (181.8)	552.6 (292.6)		634.3 (176.2)	555.3 (293.9)		664.0 (183.6)	586.4 (333.2)		900.1 (237.6)	355.1 (213.6)
12F			547.3 (248.4)	904.3 (238.9)	44.4	887.1 (422.5)	657.5 (181.8)	3.0	733.4 (389.4)	634.6 (176.2)	0.2	736.5 (391.1)	657.6 (183.6)	3.2	888.1 (423.0)	810.5 (237.6)	44.8	545.0 (247.3)	
	4025		47.4	355.9T		36.9	36.1T		50.2	31.9C		50.5	23.6T		36.7	30.7C		47.3	352.4C
				452.6 (248.4)		870.0 (263.3)	813.4 (422.5)		945.2 (267.6)	833.8 (389.4)		892.1 (247.9)	837.6 (391.1)		990.2 (270.0)	814.6 (423.0)		1021.1 (261.8)	450.4 (247.3)
11F			573.1 (264.5)	1025.6 (263.3)	77.8	1037.8 (488.0)	981.2 (267.6)	18.0	1004.3 (492.2)	892.9 (247.9)	0.4	1008.3 (494.2)	953.8 (270.0)	18.2	1039.7 (488.8)	864.1 (261.8)	78.5	570.7 (263.4)	
	4000		44.0	592.9T		61.9	51.0T		19.8	50.7C		19.9	40.1T		62.0	44.1C		43.9	588.1C
				485.1 (264.5)		1046.7 (312.4)	914.0 (488.0)		1043.2 (292.9)	964.6 (492.2)		997.8 (277.3)	968.6 (494.2)		1074.6 (295.3)	915.6 (488.8)		1198.3 (311.0)	483.0 (263.4)
10F			717.5 (330.9)	1202.6 (312.4)	78.0	1198.5 (564.9)	1065.8 (292.9)	11.3	1077.1 (532.3)	998.5 (277.3)	0.3	1080.7 (534.1)	1051.6 (295.3)	11.5	1200.0 (565.7)	1041.0 (311.0)	78.6	715.2 (329.8)	
	4000		55.7	879.1T		68.6	41.9T		12.6	65.6C		12.5	52.9T		68.7	33.5C		55.6	873.1C
				606.0 (330.9)		1253.8 (372.0)	1061.2 (564.9)		1127.6 (315.6)	1052.0 (532.3)		1081.6 (300.5)	1055.7 (534.1)		1153.2 (317.9)	1062.6 (565.7)		1420.6 (370.7)	604.0 (329.8)
9F			818.8 (384.4)	1424.9 (372.0)	85.5	1337.5 (635.2)	1144.9 (315.6)	8.6	1157.9 (576.0)	1082.2 (300.5)	0.3	1161.4 (577.7)	1135.5 (317.9)	8.8	1339.0 (635.9)	1248.3 (370.7)	86.1	816.6 (383.4)	
	4000		50.0	1225.2T		67.1	4.0C		6.0	80.0C		6.0	65.1T		67.2	14.0T		49.9	1218.0C
				718.9 (384.4)		1426.7 (421.2)	1203.3 (635.2)		1191.5 (332.4)	1145.9 (576.0)		1146.4 (318.5)	1149.5 (577.7)		1209.7 (334.5)	1204.6 (635.9)		1601.6 (419.9)	716.9 (383.4)
8F			886.9 (420.0)	1605.7 (421.2)	89.5	1425.3 (679.5)	1201.9 (332.4)	5.2	1192.6 (595.8)	1147.1 (318.5)	0.3	1195.9 (597.5)	1198.9 (334.5)	5.4	1426.6 (680.2)	1421.5 (419.9)	90.1	884.8 (419.0)	
	4000	52550	46.8	1620.9T		66.2	74.4C		1.0	91.7C		1.0	73.1T		66.3	87.8T		46.7	1612.6C
				793.3 (420.0)		1590.0 (467.1)	1292.9 (679.5)		1239.2 (344.7)	1190.7 (595.8)		1195.7 (332.2)	1194.0 (597.5)		1250.2 (346.7)	1294.0 (680.2)		1769.2 (465.9)	791.4 (419.0)
7F			979.8 (465.4)	1773.1 (467.1)	91.5	1540.2 (737.3)	1243.0 (344.7)	1.9	1244.7 (623.4)	1196.3 (332.2)	0.3	1247.7 (624.9)	1245.9 (346.7)	2.1	1541.3 (737.8)	1585.1 (465.9)	92.1	977.9 (464.5)	
	4000		48.9	2063.9T		65.6	177.6C		2.1	101.9C		2.1	79.7T		65.6	194.5T		48.9	2054.6C
				881.9 (465.4)		1753.4 (514.4)	1409.1 (737.3)		1273.8 (353.1)	1248.9 (623.4)		1236.6 (343.6)	1251.9 (624.9)		1274.5 (354.8)	1410.0 (737.8)		1946.5 (513.3)	880.2 (464.5)
6F			1068.1 (524.9)	1950.0 (514.4)	98.3	1612.5 (778.1)	1268.1 (353.1)	2.9	1262.1 (640.5)	1237.1 (343.6)	0.3	1264.6 (641.7)	1279.8 (354.8)	2.7	1613.3 (778.5)	1748.9 (513.3)	98.8	1066.3 (524.1)	
	4025		11.7	2556.4T		46.6	320.6C		27.0	109.2C		26.9	83.7T		46.7	340.6T		11.6	2546.2C
				1044.6 (524.9)		1891.2 (546.9)	1519.2 (778.1)		1305.4 (361.2)	1316.0 (640.5)		1271.3 (353.2)	1318.3 (641.7)		1301.3 (362.8)	1520.0 (778.5)		2042.9 (545.8)	1043.1 (524.1)
5F			1001.7 (499.3)	2046.3 (546.9)	77.6	1667.5 (812.3)	1295.5 (361.2)	4.9	1261.1 (645.1)	1271.6 (353.2)	0.2	1263.8 (646.4)	1310.8 (362.8)	4.8	1668.4 (812.8)	1887.1 (545.8)	77.9	999.8 (498.5)	
	4000		3.0	3083.2T		42.8	470.4C		29.1	112.0C		29.0	80.2T		42.9	496.8T		2.9	3072.1C
				995.6 (499.3)		2006.8 (574.5)	1581.9 (812.3)		1300.6 (359.4)	1319.4 (645.1)		1273.8 (353.9)	1321.8 (646.4)		1291.5 (360.7)	1582.6 (812.8)		2126.6 (573.6)	994.0 (498.5)
4F			1133.9 (559.8)	2129.6 (574.5)	61.4	1711.8 (843.2)	1286.8 (359.4)	6.9	1255.3 (649.0)	1274.1 (353.9)	0.1	1257.2 (649.9)	1305.2 (360.7)	6.8	1712.4 (843.5)	2003.5 (573.6)	61.6	1132.6 (559.1)	
	4000		14.4	3640.8T		25.3	649.3C		42.7	112.1C		42.6	74.1T		25.4	682.1T		14.3	3629.0C
				1105.1 (559.8)		2112.6 (604.9)	1661.1 (843.2)		1262.6 (347.8)	1340.7 (649.0)		1249.7 (347.2)	1342.4 (649.9)		1244.9 (348.7)	1661.6 (843.5)		2240.4 (604.2)	1103.9 (559.1)
3F			1137.4 (610.6)	2242.5 (604.9)	65.0	1693.1 (871.4)	1241.6 (347.8)	10.5	1171.8 (640.3)	1249.9 (347.2)	0.1	1173.1 (640.9)	1265.8 (348.7)	10.4	1693.5 (871.6)	2110.1 (604.2)	65.1	1136.4 (610.1)	
	4000		83.8	4233.8T		49.7	875.6C		108.8	107.6C		108.8	65.1T		49.6	913.3T		83.8	4221.5C
				1304.9 (610.6)		1919.3 (547.3)	1792.5 (871.4)		1083.3 (296.5)	1389.4 (640.3)		1092.8 (303.6)	1390.6 (640.9)		1053.5 (297.0)	1792.8 (871.6)		2019.7 (546.9)	1304.1 (610.1)
2F			716.0 (599.9)	2020.9 (547.3)	50.8	1178.6 (814.7)	1051.7 (296.5)	15.8	786.8 (663.7)	1092.9 (303.6)	0.1	787.4 (663.9)	1085.1 (297.0)	15.8	1178.7 (814.8)	1918.0 (546.9)	50.9	715.6 (599.8)	
	4500		633.8	4775.3T		654.6	1105.0C		706.6	96.4C		706.5	51.4T		654.6	1145.6T		633.9	4762.7C
				1983.7 (599.9)		1429.7 (474.0)	2487.7 (814.7)		1089.0 (298.2)	2199.9 (663.7)		1111.1 (308.6)	2200.3 (663.9)		1058.2 (298.3)	2487.8 (814.8)		1983.4 (474.0)	1983.4 (599.8)
1F			5253.6	1983.7 (474.1)	277.0	1273.7	1058.1 (298.2)	15.4	84.1	1111.0 (308.6)	0.1	38.6	1089.2 (298.3)	15.5	1314.9	1429.6 (474.0)	276.9	5241.0	

7200　7200　7200　7200　7200

36000

1　2　3　4　5　6

B フレーム (S=1/272)

地震力(X方向 正加力)（立体解析）

52550

14F					57.0 (19.7)				114.9 (33.3)				97.2 (28.0)				141.9 (37.6)				75.4 (15.9)		
	4000	85.0 (34.0)	85.0 (19.7)	14.0	182.2 (85.3)	125.1 (33.3)	5.1	219.3 (105.1)	104.4 (28.0)	3.6	225.7 (104.4)	128.6 (37.6)	6.7	180.7 (80.9)	38.8 (15.9)	18.3	75.4 (30.3)					
		17.0	35.9T		11.6	2.9T		9.0	6.8C		17.0	14.8T		18.9	14.6C		14.8	32.0C				
13F			51.0 (34.0)		132.1 (39.6)	158.9 (85.3)		223.7 (63.7)	201.3 (105.1)		232.8 (63.7)	191.8 (104.4)		188.9 (51.4)	142.9 (80.9)		147.6 (39.0)	45.8 (30.3)				
	4000	102.1 (46.8)	153.2 (39.6)	10.5	208.2 (104.9)	235.0 (63.7)	5.7	247.9 (126.0)	225.6 (63.7)	3.6	222.4 (112.4)	181.3 (51.4)	3.8	179.0 (89.4)	133.0 (39.0)	7.3	101.8 (46.4)					
		8.5	92.6T		1.6	10.7T		4.0	9.5C		2.5	10.3T		0.2	16.1C		9.0	88.0C				
12F			85.1 (46.8)		178.8 (53.3)	211.4 (104.9)		274.5 (77.9)	255.9 (126.0)		282.9 (77.6)	227.3 (112.4)		222.8 (60.8)	178.5 (89.4)		201.2 (53.0)	83.8 (46.4)				
	4025	120.2 (64.6)	205.3 (53.3)	13.3	253.5 (137.3)	286.1 (77.9)	5.8	294.1 (158.8)	275.5 (77.6)	3.7	270.5 (146.9)	214.9 (60.8)	3.9	224.9 (122.6)	180.7 (53.0)	10.2	117.4 (63.0)					
		9.8	159.2T		22.9	17.6T		25.5	13.0C		25.1	1.5T		21.8	11.5C		9.4	154.3C				
11F			139.8 (64.6)		252.5 (77.5)	299.2 (137.3)		363.4 (103.5)	345.1 (158.8)		369.6 (101.4)	320.6 (146.9)		320.5 (87.1)	268.6 (122.6)		298.5 (76.6)	136.2 (63.0)				
	4000	165.9 (82.7)	305.7 (77.5)	26.6	334.9 (171.7)	381.5 (103.5)	9.1	379.2 (194.7)	360.9 (101.4)	4.3	355.7 (182.0)	306.7 (87.1)	6.9	305.1 (155.8)	253.2 (76.6)	22.7	162.4 (81.0)					
		0.4	249.5T		8.5	25.3T		10.3	18.4C		8.4	4.7C		6.5	9.0C		0.4	243.6C				
10F			165.1 (82.7)		296.7 (90.3)	351.8 (171.7)		408.0 (115.8)	399.8 (194.7)		417.0 (114.3)	372.5 (182.0)		354.7 (96.7)	318.0 (155.8)		347.4 (90.0)	161.6 (81.0)				
	4000	188.5 (95.0)	353.6 (90.3)	28.4	370.8 (191.2)	425.9 (115.8)	9.0	414.2 (213.7)	406.0 (114.3)	5.5	385.9 (198.7)	341.3 (96.7)	6.7	336.9 (173.3)	300.3 (90.0)	23.6	185.9 (93.6)					
		1.4	351.5T		11.6	32.1T		13.1	23.4C		11.5	14.1C		9.7	2.2C		1.3	345.0C				
9F			191.3 (95.0)		334.9 (101.6)	394.0 (191.2)		441.8 (125.1)	440.5 (213.7)		452.1 (123.9)	408.8 (198.7)		378.8 (103.5)	356.4 (173.3)		392.1 (101.8)	188.5 (93.6)				
	4000	205.7 (103.7)	397.0 (101.6)	31.1	399.8 (205.3)	458.9 (125.1)	8.6	441.1 (226.5)	439.8 (123.9)	6.2	409.4 (209.8)	366.0 (103.5)	6.4	363.2 (186.0)	340.7 (101.8)	25.7	203.5 (102.7)					
		1.8	463.0T		10.7	35.4T		12.0	28.6C		10.1	26.0C		8.8	11.1T		1.9	456.4C				
8F			209.3 (103.7)		385.0 (115.8)	421.2 (205.3)		492.6 (139.1)	465.1 (226.5)		504.8 (138.3)	429.7 (209.8)		413.8 (113.3)	380.7 (186.0)		444.9 (116.4)	207.3 (102.7)				
	4000	239.3 (121.3)	448.6 (115.8)	31.8	472.5 (242.7)	508.7 (139.1)	8.0	518.6 (266.5)	491.0 (138.3)	6.9	477.1 (244.7)	402.0 (113.3)	5.9	426.3 (218.5)	393.2 (116.4)	25.9	237.7 (120.5)					
		3.3	588.1T		12.9	31.3T		14.5	34.7C		12.3	39.9C		10.7	35.1T		3.4	582.0C				
7F			246.0 (121.3)		431.4 (128.6)	498.4 (242.7)		539.9 (152.1)	547.6 (266.5)		553.5 (151.7)	501.7 (244.7)		445.6 (122.2)	447.6 (218.5)		492.3 (129.7)	244.4 (120.5)				
	4000	248.6 (127.6)	494.6 (128.6)	31.6	488.1 (254.0)	555.1 (152.1)	7.6	530.9 (275.9)	538.6 (151.7)	7.4	486.3 (252.4)	434.5 (122.2)	5.5	439.7 (228.6)	441.7 (129.7)	25.3	247.8 (127.3)					
		6.7	724.8T		19.8	26.5T		20.9	40.5C		18.5	58.3C		17.4	64.4T		6.8	719.6C				
6F			261.9 (127.6)		454.1 (135.7)	527.8 (254.0)		549.6 (154.5)	572.6 (275.9)		565.6 (154.9)	523.3 (252.4)		449.8 (123.6)	474.5 (228.6)		522.0 (137.4)	261.4 (127.3)				
	4025	260.7 (137.6)	522.6 (135.7)	34.2	489.4 (251.8)	563.1 (154.5)	6.8	526.7 (270.6)	549.7 (154.9)	8.0	482.4 (248.1)	440.1 (123.6)	4.9	442.3 (227.9)	467.0 (137.4)	27.5	260.6 (137.6)					
		16.3	865.2T		17.2	16.9T		17.9	45.9C		16.9	78.9C		16.2	100.9T		16.3	861.5C				
5F			293.3 (137.6)		508.1 (148.3)	523.9 (251.8)		621.6 (174.3)	562.5 (270.6)		634.9 (174.5)	516.1 (248.1)		491.8 (135.5)	474.8 (227.9)		559.1 (149.7)	293.2 (137.6)				
	4000	266.2 (141.6)	559.5 (148.3)	25.7	617.2 (318.0)	633.0 (174.3)	5.7	680.3 (350.1)	621.1 (174.5)	6.9	602.7 (310.4)	483.9 (135.5)	4.0	536.2 (276.6)	519.1 (149.7)	20.0	265.9 (141.4)					
		17.0	1019.5T		18.8	0.8C		19.9	53.7C		18.0	101.9C		17.0	150.1T		17.0	1017.1C				
4F			300.2 (141.6)		545.3 (156.7)	654.8 (318.0)		671.9 (187.9)	720.1 (350.1)		682.7 (188.0)	638.7 (310.4)		516.5 (142.6)	570.1 (276.6)		582.4 (157.9)	299.8 (141.4)				
	4000	282.7 (152.4)	582.9 (156.7)	18.8	571.5 (305.8)	680.9 (187.9)	4.5	623.0 (332.4)	671.2 (188.0)	5.7	554.2 (296.0)	510.2 (142.6)	3.1	500.5 (268.3)	554.1 (157.9)	14.2	282.6 (152.4)					
		22.1	1180.9T		40.2	13.1C		41.8	61.6C		37.8	131.9C		36.2	200.6T		22.3	1179.4C				
3F			326.9 (152.4)		544.5 (156.7)	651.8 (305.8)		651.9 (182.2)	706.6 (332.4)		664.5 (183.0)	629.7 (296.0)		497.2 (137.4)	572.8 (268.3)		585.5 (158.5)	327.1 (152.4)				
	4000	256.8 (149.7)	583.6 (156.7)	19.5	552.5 (305.8)	659.7 (182.2)	3.9	598.2 (329.7)	653.0 (183.0)	5.8	526.8 (291.5)	491.9 (137.4)	2.7	480.3 (267.4)	555.9 (158.5)	14.8	258.4 (150.8)					
		42.6	1336.7T		59.1	26.3C		61.1	68.8C		56.2	164.1C		54.5	254.2T		43.2	1337.0C				
2F			341.9 (149.7)		498.1 (143.8)	670.7 (305.8)		573.6 (160.4)	720.4 (329.7)		589.5 (162.0)	639.1 (291.5)		438.1 (121.0)	589.3 (267.4)		541.9 (146.5)	344.8 (150.8)				
	4500	195.3 (224.7)	537.2 (143.8)	19.5	408.3 (316.2)	580.9 (160.4)	3.6	430.2 (323.0)	577.0 (162.0)	6.2	383.7 (305.0)	433.3 (121.0)	2.4	361.9 (298.2)	513.1 (146.5)	14.4	197.1 (225.3)					
		310.4	1476.3T		303.1	37.5C		296.6	73.5C		302.7	195.7C		309.1	303.8T		309.9	1479.2C				
1F			816.0 (224.7)		575.4 (193.3)	1014.5 (316.2)		494.9 (129.7)	1023.3 (323.0)		518.3 (145.4)	989.0 (305.0)		416.6 (123.2)	980.1 (298.2)		816.8 (191.7)	816.8 (225.3)				
		1656.1	816.0 (193.3)	120.3	114.5	439.1 (129.7)	27.9	61.8	528.5 (145.4)	5.1	213.3	470.8 (123.2)	27.1	385.1	563.5 (191.7)	126.6	1657.3					

7200	7200	7200	7200	7200

36000

1　2　3　4　5　6

C フレーム（S=1/272）

地震力(X方向 負加力)（立体解析）



A フレーム (S=1/272)

地震力(X方向 負加力)（立体解析）

14F					99.9 (42.2)				342.7 (101.9)				288.8 (80.3)				397.2 (103.5)				200.8 (41.1)	
	4000	204.2 (71.4)	204.2 (42.2)	52.1	491.0 (202.4)	391.1 (101.9)	24.2	632.3 (271.4)	289.6 (80.3)	0.4	637.0 (273.5)	348.2 (103.5)	24.5	492.0 (202.8)	94.8 (41.1)	53.0	200.8 (69.9)	
		61.4	19.3C		86.2	68.4C		89.6	20.9T		90.1	18.6C		86.4	67.4T		61.0	18.2T
			81.4 (71.4)		505.7 (151.2)	318.5 (202.4)		545.8 (153.4)	453.2 (271.4)		524.9 (145.8)	456.9 (273.5)		565.2 (155.2)	319.3 (202.8)		578.1 (149.8)	78.9 (69.9)
13F																		
	4000	501.3 (214.6)	582.6 (151.2)	38.5	745.8 (332.9)	558.5 (153.4)	6.4	617.8 (292.6)	525.2 (145.8)	0.1	620.2 (293.9)	552.2 (155.2)	6.5	746.3 (333.2)	500.4 (149.8)	38.9	499.2 (213.6)	
		72.1	143.2C		79.9	82.1C		32.6	27.4T		32.5	22.0C		80.0	78.9T		72.0	140.8T
			357.0 (214.6)		815.6 (238.9)	585.9 (332.9)		651.4 (181.8)	552.6 (292.6)		634.3 (176.2)	555.3 (293.9)		664.0 (183.6)	586.4 (333.2)		900.1 (237.6)	355.1 (213.6)
12F																		
	4025	547.3 (248.4)	904.3 (238.9)	44.4	887.1 (422.5)	657.5 (181.8)	3.0	733.4 (389.4)	634.6 (176.2)	0.2	736.5 (391.1)	657.6 (183.6)	3.2	888.1 (423.0)	810.5 (237.6)	44.8	545.0 (247.3)	
		47.4	355.9C		36.9	36.1C		50.2	31.9T		50.5	23.6C		36.7	30.7T		47.3	352.4T
			452.6 (248.4)		870.0 (263.3)	813.4 (422.5)		945.2 (267.6)	833.8 (389.4)		892.1 (247.9)	837.6 (391.1)		990.2 (270.0)	814.6 (423.0)		1021.1 (261.8)	450.4 (247.3)
11F																		
	4000	573.1 (264.5)	1025.6 (263.3)	77.8	1037.8 (488.0)	981.2 (267.6)	18.0	1004.3 (492.2)	892.9 (247.9)	0.4	1008.3 (494.2)	953.8 (270.0)	18.2	1039.7 (488.8)	864.1 (261.8)	78.5	570.7 (263.4)	
		44.0	592.9C		61.9	51.0C		19.8	50.7T		19.9	40.1C		62.0	44.1T		43.9	588.1T
			485.1 (264.5)		1046.7 (312.4)	914.0 (488.0)		1043.2 (292.9)	964.6 (492.2)		997.8 (277.3)	968.6 (494.2)		1074.6 (295.3)	915.6 (488.8)		1198.3 (311.0)	483.0 (263.4)
10F																		
	4000	717.5 (330.9)	1202.6 (312.4)	78.0	1198.5 (564.9)	1065.8 (292.9)	11.3	1077.1 (532.3)	998.5 (277.3)	0.3	1080.7 (534.1)	1051.6 (295.3)	11.5	1200.0 (565.7)	1041.0 (311.0)	78.6	715.2 (329.8)	
		55.7	879.1C		68.6	41.9C		12.6	65.6T		12.5	52.9C		68.7	33.5T		55.6	873.1T
			606.0 (330.9)		1253.8 (372.0)	1061.2 (564.9)		1127.6 (315.6)	1052.0 (532.3)		1081.6 (300.5)	1055.7 (534.1)		1153.2 (317.9)	1062.6 (565.7)		1420.6 (370.7)	604.0 (329.8)
9F																		
	4000	818.8 (384.4)	1424.9 (372.0)	85.5	1337.5 (635.2)	1144.9 (315.6)	8.6	1157.9 (576.0)	1082.2 (300.5)	0.3	1161.4 (577.7)	1135.5 (317.9)	8.8	1339.0 (635.9)	1248.3 (370.7)	86.1	816.6 (383.4)	
		50.0	1225.2C		67.1	4.0T		6.0	80.0T		6.0	65.1C		67.2	14.0C		49.9	1218.0T
			718.9 (384.4)		1426.7 (421.2)	1203.3 (635.2)		1191.5 (332.4)	1145.9 (576.0)		1146.4 (318.5)	1149.5 (577.7)		1209.7 (334.5)	1204.6 (635.9)		1601.6 (419.9)	716.9 (383.4)
8F																		
	4000	886.9 (420.0)	1605.7 (421.2)	89.5	1425.9 (679.5)	1201.9 (332.4)	5.2	1192.6 (595.8)	1147.1 (318.5)	0.3	1195.9 (597.5)	1198.9 (334.5)	5.4	1426.6 (680.2)	1421.5 (419.9)	90.1	884.8 (419.0)	
		46.8	1620.9C		66.2	74.4T		1.0	91.7T		1.0	73.1C		66.3	87.8C		46.7	1612.6T
			793.3 (420.0)		1590.0 (467.1)	1292.9 (679.5)		1239.2 (344.7)	1190.7 (595.8)		1195.7 (332.2)	1194.0 (597.5)		1250.2 (346.7)	1294.0 (680.2)		1769.2 (465.9)	791.4 (419.0)
7F																		
	4000	979.8 (465.4)	1773.1 (467.1)	91.5	1540.2 (737.3)	1243.0 (344.7)	1.9	1244.7 (623.4)	1196.3 (332.2)	0.3	1247.7 (624.9)	1245.9 (346.7)	2.1	1541.3 (737.8)	1585.1 (465.9)	92.1	977.4 (464.5)	
		48.9	2063.9C		65.6	177.6T		2.1	101.9T		2.1	79.7C		65.6	194.5C		48.9	2054.6T
			881.9 (465.4)		1753.4 (514.4)	1409.1 (737.3)		1273.8 (353.1)	1248.9 (623.4)		1236.6 (343.6)	1251.9 (624.9)		1274.5 (354.8)	1410.0 (737.8)		1946.5 (513.3)	880.2 (464.5)
6F																		
	4025	1068.1 (524.9)	1950.0 (514.4)	98.3	1612.5 (778.1)	1268.1 (353.1)	2.9	1262.1 (640.5)	1237.1 (343.6)	0.3	1264.6 (641.7)	1279.8 (354.8)	2.7	1613.9 (778.5)	1748.9 (513.3)	98.8	1066.3 (524.1)	
		11.7	2556.4C		46.6	320.6T		27.0	109.2T		26.9	83.7C		46.7	340.6C		11.6	2546.2T
			1044.6 (524.9)		1891.2 (546.9)	1519.2 (778.1)		1305.4 (361.2)	1316.0 (640.5)		1271.3 (353.2)	1318.3 (641.7)		1301.3 (362.8)	1520.0 (778.5)		2042.9 (545.8)	1043.1 (524.1)
5F																		
	4000	1001.7 (499.3)	2046.3 (546.9)	77.6	1667.5 (812.3)	1295.5 (361.2)	4.9	1261.1 (645.1)	1271.6 (353.2)	0.2	1263.5 (646.4)	1310.8 (362.8)	4.8	1668.4 (812.8)	1887.1 (545.8)	77.9	999.8 (498.5)	
		3.0	3083.2C		42.8	470.4T		29.1	112.0T		29.0	80.2C		42.9	496.8C		2.9	3072.1T
			995.6 (499.3)		2006.8 (574.5)	1581.9 (812.3)		1300.6 (359.4)	1319.4 (645.1)		1273.8 (353.9)	1321.8 (646.4)		1291.5 (360.7)	1582.6 (812.8)		2126.6 (573.6)	994.0 (498.5)
4F																		
	4000	1133.9 (559.8)	2129.6 (574.5)	61.4	1711.8 (843.2)	1286.8 (359.4)	6.9	1255.3 (649.0)	1274.1 (353.9)	0.1	1257.2 (649.9)	1305.2 (360.7)	6.8	1712.4 (843.5)	2003.5 (573.6)	61.6	1132.6 (559.1)	
		14.4	3640.8C		25.3	649.3T		42.7	112.1T		42.6	74.1C		25.4	682.1C		14.3	3629.0T
			1105.1 (559.8)		2112.6 (604.9)	1661.1 (843.2)		1262.6 (347.8)	1340.7 (649.0)		1249.7 (347.2)	1342.4 (649.9)		1244.9 (348.7)	1661.6 (843.5)		2240.4 (604.2)	1103.9 (559.1)
3F																		
	4000	1137.4 (610.6)	2242.5 (604.9)	65.0	1693.1 (871.4)	1241.6 (347.8)	10.5	1171.8 (640.3)	1249.9 (347.2)	0.1	1173.1 (640.9)	1265.8 (348.7)	10.4	1693.5 (871.6)	2110.1 (604.2)	65.1	1136.4 (610.1)	
		83.8	4233.8C		49.7	875.6T		108.8	107.6T		108.8	65.1C		49.6	913.3C		83.8	4221.5T
			1304.9 (610.6)		1919.3 (547.3)	1792.5 (871.4)		1083.3 (296.5)	1389.4 (640.3)		1092.8 (303.6)	1390.6 (640.9)		1053.5 (297.0)	1792.8 (871.6)		2019.7 (546.9)	1304.1 (610.1)
2F																		
	4500	716.0 (599.9)	2020.9 (547.3)	50.8	1178.6 (814.7)	1051.7 (296.5)	15.8	786.8 (663.7)	1092.9 (303.6)	0.1	787.4 (663.9)	1085.1 (297.0)	15.8	1178.7 (814.8)	1918.0 (546.9)	50.9	715.6 (599.8)	
		633.8	4775.3C		654.6	1105.0T		706.6	96.4T		706.5	51.4C		654.6	1145.6C		633.9	4762.7T
			1983.7 (599.9)		1429.7 (474.1)	2487.7 (814.7)		1089.0 (298.2)	2199.9 (663.7)		1111.1 (308.6)	2200.3 (663.9)		1058.2 (298.3)	2487.8 (814.8)		1983.4 (474.0)	1983.4 (599.8)
1F		5253.6	1983.7 (474.1)	277.0	1273.7	1058.1 (298.2)	15.4	84.1	1111.0 (308.6)	0.1	38.6	1089.2 (298.3)	15.5	1314.9	1429.6 (474.0)	276.9	5241.0	

52550

7200　7200　7200　7200　7200

36000

1　2　3　4　5　6

B フレーム（S=1/272）

地震力(X方向 負加力)（立体解析）

14F						57.0 (19.7)				114.9 (33.3)				97.2 (28.0)				141.9 (37.6)				75.4 (15.9)		
			85.0 (34.0)	85.0 (19.7)	14.0	182.2 (85.3)	125.1 (33.3)	5.1	219.3 (105.1)	104.4 (28.0)	3.6	225.7 (104.4)	128.6 (37.6)	6.7	180.7 (80.9)	38.8 (15.9)	18.3	75.4 (30.3)		
	4000		17.0	35.9C		11.6	2.9C		9.0	6.8T		17.0	14.8C		18.9	14.6T		14.8	32.0T	
				51.0 (34.0)		132.1 (39.6)	158.9 (85.3)		223.7 (63.7)	201.3 (105.1)		232.8 (63.7)	191.8 (104.4)		188.9 (51.4)	142.9 (80.9)		147.6 (39.0)	45.8	(30.3)
13F			102.1 (46.8)	153.2 (39.6)	10.5	208.2 (104.9)	235.0 (63.7)	5.7	247.9 (126.0)	225.6 (63.7)	3.6	222.4 (112.4)	181.3 (51.4)	3.8	179.0 (89.4)	133.0 (39.0)	7.3	101.8 (46.4)		
	4000		8.5	92.6C		1.6	10.7C		4.0	9.5T		2.5	10.3C		0.2	16.1T		9.0	88.0T	
				85.1 (46.8)		178.8 (53.3)	211.4 (104.9)		274.5 (77.9)	255.9 (126.0)		282.9 (77.6)	227.3 (112.4)		222.8 (60.8)	178.5 (89.4)		201.2 (53.0)	83.8	(46.4)
12F			120.2 (64.6)	205.3 (53.3)	13.3	253.5 (137.3)	286.1 (77.9)	5.8	294.1 (158.8)	275.5 (77.6)	3.7	270.5 (146.9)	214.9 (60.8)	3.9	224.9 (122.6)	180.7 (53.0)	10.2	117.4 (63.0)		
	4025		9.8	159.2C		22.9	17.6C		25.5	13.0T		25.1	1.5C		21.8	11.5T		9.4	154.3T	
				139.8 (64.6)		252.5 (77.5)	299.2 (137.3)		363.4 (103.5)	345.1 (158.8)		369.6 (101.4)	320.6 (146.9)		320.5 (87.1)	268.6 (122.6)		298.5 (76.6)	136.2	(63.0)
11F			165.9 (82.7)	305.7 (77.5)	26.6	334.9 (171.7)	381.5 (103.5)	9.1	379.2 (194.7)	360.9 (101.4)	4.3	355.7 (182.0)	306.7 (87.1)	6.9	305.1 (155.8)	253.2 (76.6)	22.7	162.4 (81.0)		
	4000		0.4	249.5C		8.5	25.3C		10.3	18.4T		8.4	4.7T		6.5	9.0T		0.4	243.6T	
				165.1 (82.7)		296.7 (90.3)	351.8 (171.7)		408.0 (115.8)	399.8 (194.7)		417.0 (114.3)	372.5 (182.0)		354.7 (96.7)	318.0 (155.8)		347.4 (90.0)	161.6	(81.0)
10F			188.5 (95.0)	353.6 (90.3)	28.4	370.8 (191.2)	425.9 (115.8)	9.0	414.2 (213.7)	406.0 (114.3)	5.5	385.9 (198.7)	341.3 (96.7)	6.7	336.9 (173.3)	300.3 (90.0)	23.6	185.9 (93.6)		
	4000		1.4	351.5C		11.6	32.1C		13.1	23.4T		11.5	14.1T		9.7	2.2T		1.3	345.0T	
				191.3 (95.0)		334.9 (101.6)	394.0 (191.2)		441.8 (125.1)	440.5 (213.7)		452.1 (123.9)	408.8 (198.7)		378.8 (103.5)	356.4 (173.3)		392.1 (101.8)	188.5	(93.6)
9F			205.7 (103.7)	397.0 (101.6)	31.1	399.8 (205.3)	458.9 (125.1)	8.6	441.1 (226.5)	439.8 (123.9)	6.2	409.4 (209.8)	366.0 (103.5)	6.4	363.2 (186.0)	340.7 (101.8)	25.7	203.5 (102.7)		
	4000		1.8	463.0C		10.7	35.4C		12.0	28.6T		10.1	26.0T		8.8	11.1C		1.9	456.4T	
				209.3 (103.7)		385.0 (115.8)	421.2 (205.3)		492.6 (139.1)	465.1 (226.5)		504.8 (138.3)	429.7 (209.8)		413.8 (113.3)	380.7 (186.0)		444.9 (116.4)	207.3	(102.7)
8F			239.3 (121.3)	448.6 (115.8)	31.8	472.5 (242.7)	508.7 (139.1)	8.0	518.6 (266.5)	491.0 (138.3)	6.9	477.1 (244.7)	402.0 (113.3)	5.9	426.3 (218.5)	393.2 (116.4)	25.9	237.7 (120.5)		
	4000		3.3	588.1C		12.9	31.3C		14.5	34.7T		12.3	39.9T		10.7	35.1C		3.4	582.0T	
				246.0 (121.3)		431.4 (128.6)	498.4 (242.7)		539.9 (152.1)	547.6 (266.5)		553.5 (151.7)	501.7 (244.7)		445.6 (122.2)	447.6 (218.5)		492.3 (129.7)	244.4	(120.5)
7F			248.6 (127.6)	494.6 (128.6)	31.6	488.1 (254.0)	555.1 (152.1)	7.6	530.9 (275.9)	538.6 (151.7)	7.4	486.3 (252.4)	434.5 (122.2)	5.5	439.7 (228.6)	441.7 (129.7)	25.3	247.8 (127.3)		
	4000		6.7	724.8C		19.8	26.5C		20.9	40.5T		18.5	58.3T		17.4	64.4C		6.8	719.6T	
				261.9 (127.6)		454.1 (135.7)	527.8 (254.0)		549.6 (154.5)	572.6 (275.9)		565.6 (154.9)	523.3 (252.4)		449.8 (123.6)	474.5 (228.6)		522.0 (137.4)	261.4	(127.3)
6F			260.7 (137.6)	522.6 (135.7)	34.2	489.4 (251.8)	563.1 (154.5)	6.8	526.7 (270.6)	549.7 (154.9)	8.0	482.4 (248.1)	440.1 (123.6)	4.9	442.3 (227.9)	467.0 (137.4)	27.5	260.6 (137.6)		
	4025		16.3	865.2C		17.2	16.9C		17.9	45.9T		16.9	78.9T		16.2	100.9C		16.3	861.5T	
				293.3 (137.6)		508.1 (148.3)	523.9 (251.8)		621.6 (174.3)	562.5 (270.6)		634.9 (174.5)	516.1 (248.1)		491.8 (135.5)	474.8 (227.9)		559.1 (149.7)	293.2	(137.6)
5F			266.2 (141.6)	559.5 (148.3)	25.7	617.2 (318.0)	633.0 (174.3)	5.7	680.3 (350.1)	621.1 (174.5)	6.9	602.7 (310.4)	483.9 (135.5)	4.0	536.2 (276.6)	519.1 (149.7)	20.0	265.9 (141.4)		
	4000		17.0	1019.5C		18.8	0.8T		19.9	53.7T		18.0	101.9T		17.0	150.1C		17.0	1017.1T	
				300.2 (141.6)		545.3 (156.7)	654.8 (318.0)		671.9 (187.9)	720.1 (350.1)		682.7 (188.0)	638.7 (310.4)		516.5 (142.6)	570.1 (276.6)		582.4 (157.9)	299.8	(141.4)
4F			282.7 (152.4)	582.9 (156.7)	18.8	571.5 (305.8)	680.9 (187.9)	4.5	623.0 (332.4)	671.2 (188.0)	5.7	554.2 (296.0)	510.2 (142.6)	3.1	500.5 (268.3)	554.1 (157.9)	14.2	282.6 (152.4)		
	4000		22.1	1180.9C		40.2	13.1T		41.8	61.6T		37.8	131.9T		36.2	200.6C		22.3	1179.4T	
				326.9 (152.4)		544.5 (156.7)	651.8 (305.8)		651.9 (182.2)	706.6 (332.4)		664.5 (183.0)	629.7 (296.0)		497.2 (137.4)	572.8 (268.3)		585.5 (158.5)	327.1	(152.4)
3F			256.8 (149.7)	583.6 (156.7)	19.5	552.5 (305.8)	659.7 (182.2)	3.9	598.2 (329.7)	653.0 (183.0)	5.8	526.8 (291.5)	491.9 (137.4)	2.7	480.3 (267.4)	555.9 (158.5)	14.8	258.4 (150.8)		
	4000		42.6	1336.7C		59.1	26.3T		61.1	68.8T		56.2	164.1T		54.5	254.2C		43.2	1337.0T	
				341.9 (149.7)		498.1 (143.8)	670.7 (305.8)		573.6 (160.4)	720.4 (329.7)		589.5 (162.0)	639.1 (291.5)		438.1 (121.0)	589.3 (267.4)		541.9 (146.5)	344.8	(150.8)
2F			195.3 (224.7)	537.2 (143.8)	19.5	408.3 (316.2)	580.9 (160.4)	3.6	430.2 (323.0)	577.0 (162.0)	6.2	383.7 (305.0)	433.3 (121.0)	2.4	361.9 (298.2)	513.1 (146.5)	14.4	197.1 (225.3)		
	4500		310.4	1476.3C		303.1	37.5T		296.6	73.5T		302.7	195.7T		309.1	303.8C		309.9	1479.2T	
				816.0 (224.7)		575.4 (193.3)	1014.5 (316.2)		494.9 (129.7)	1023.3 (323.0)		518.3 (145.4)	989.0 (305.0)		416.6 (123.2)	980.1 (298.2)		816.8 (191.7)	816.8	(225.3)
1F		1656.1		816.0 (193.3)	120.3	114.5	439.1 (129.7)	27.9	61.8	528.5 (145.4)	5.1	213.3	470.8 (123.2)	27.1	385.1	563.5 (191.7)	126.6	1657.3		

52550

	7200	7200	7200	7200	7200

36000

1　2　3　4　5　6

C フレーム (S=1/272)

地震力(Y方向 正加力)（立体解析）



1 フレーム (S=1/272)

地震力(Y方向 正加力)（立体解析）

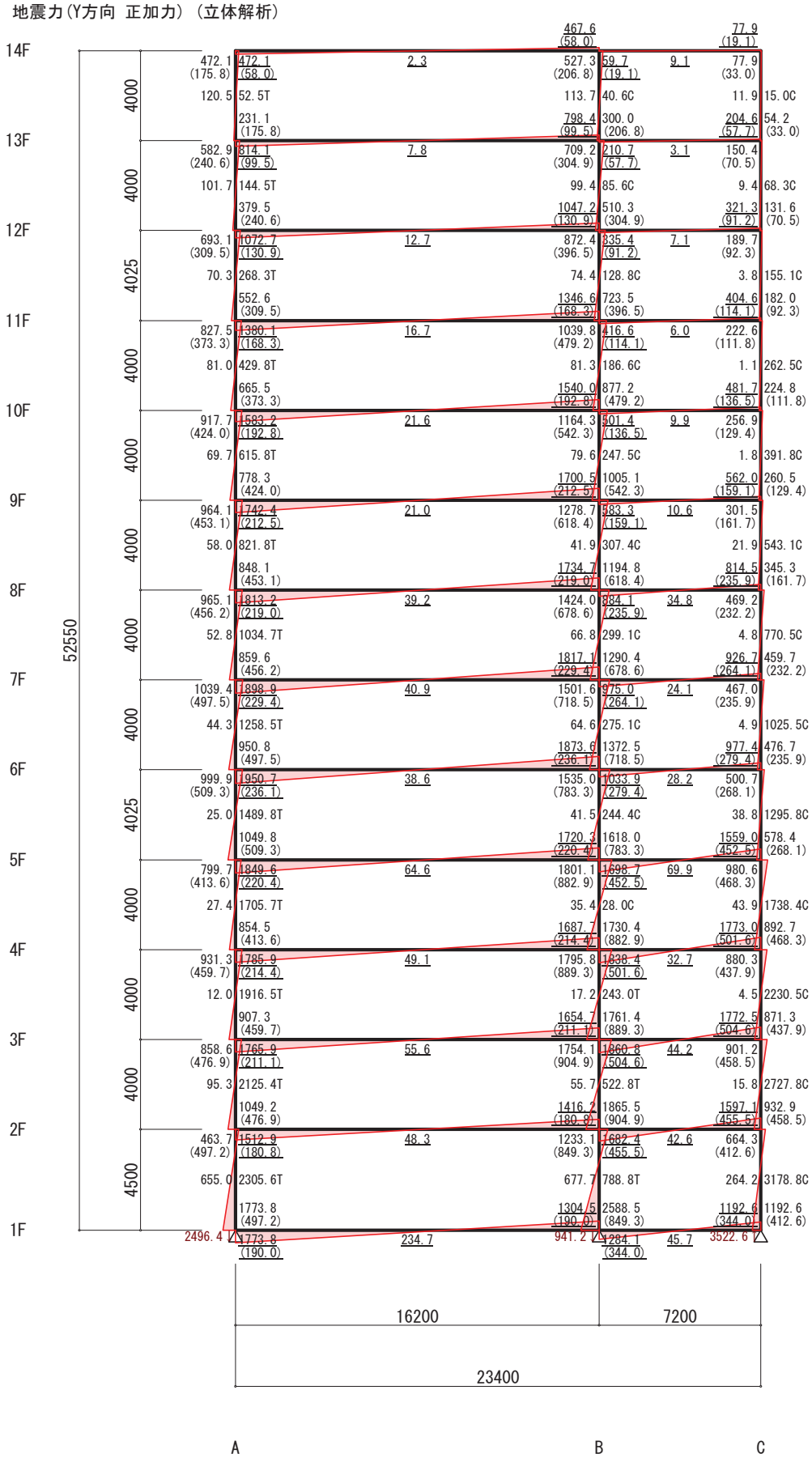

2 フレーム（S=1/272）

地震力(Y方向 正加力)（立体解析）

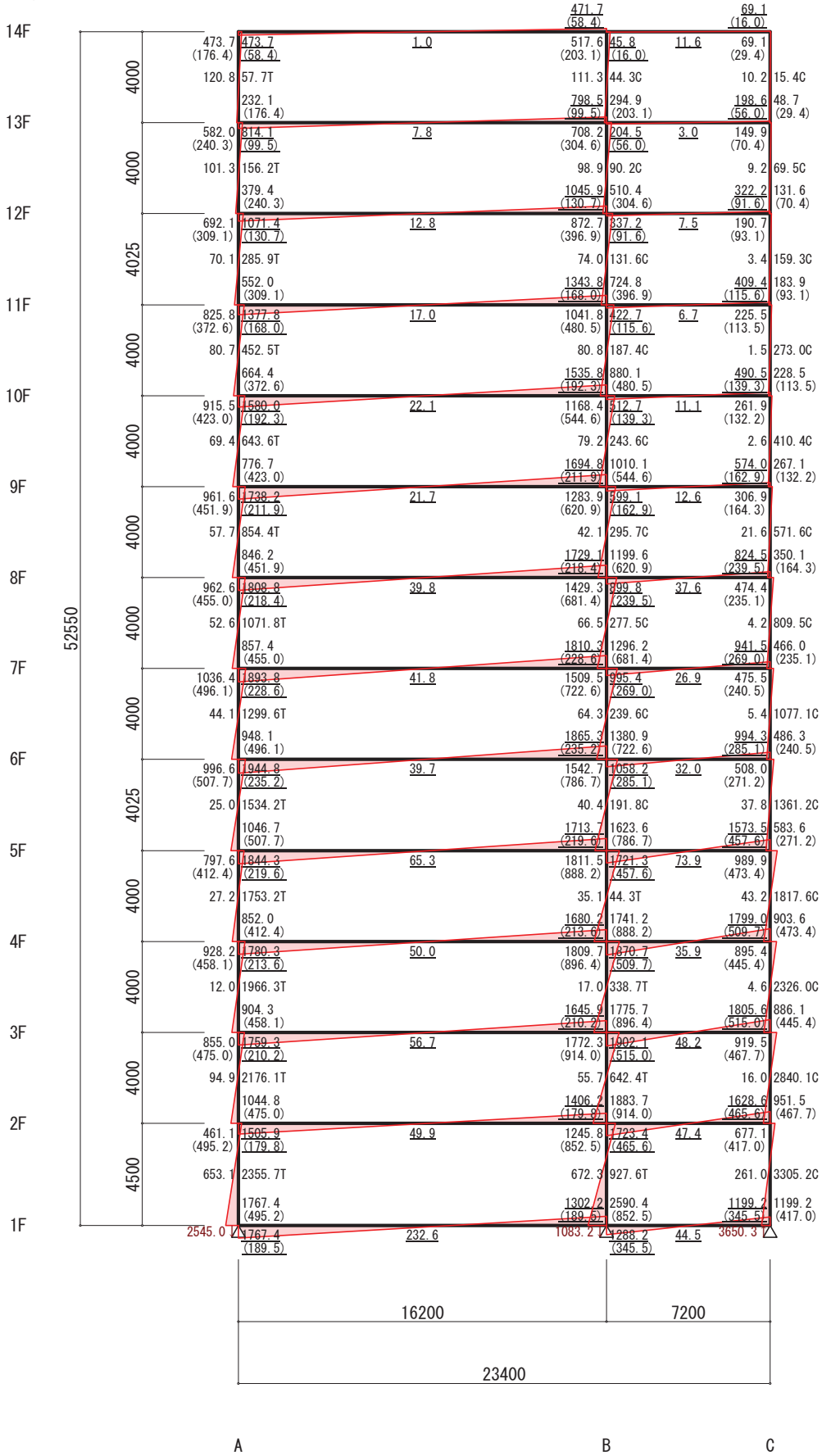

3 フレーム（S=1/272）

地震力(Y方向 正加力)（立体解析）

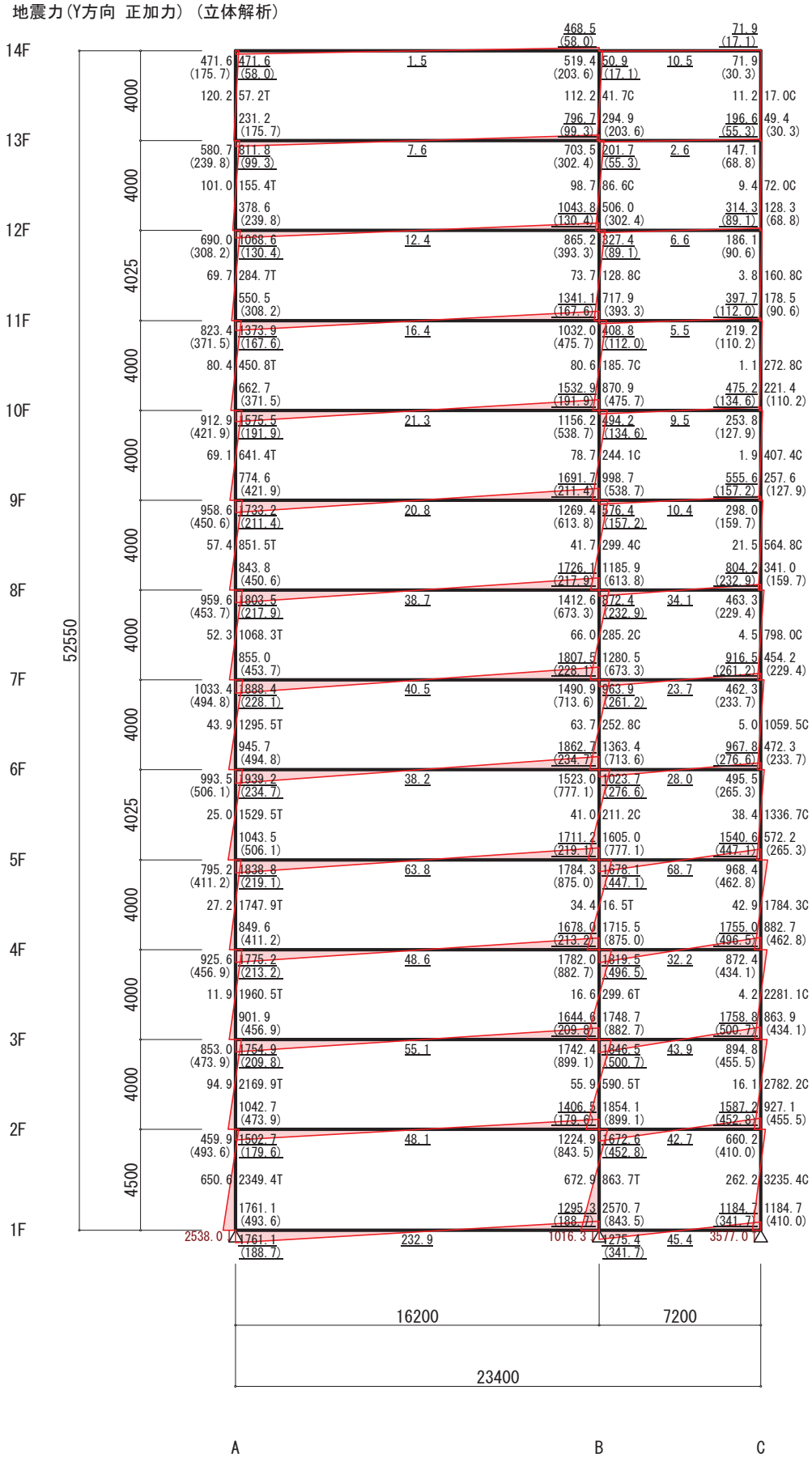

4 フレーム（S=1/272）

地震力(Y方向 正加力)（立体解析）

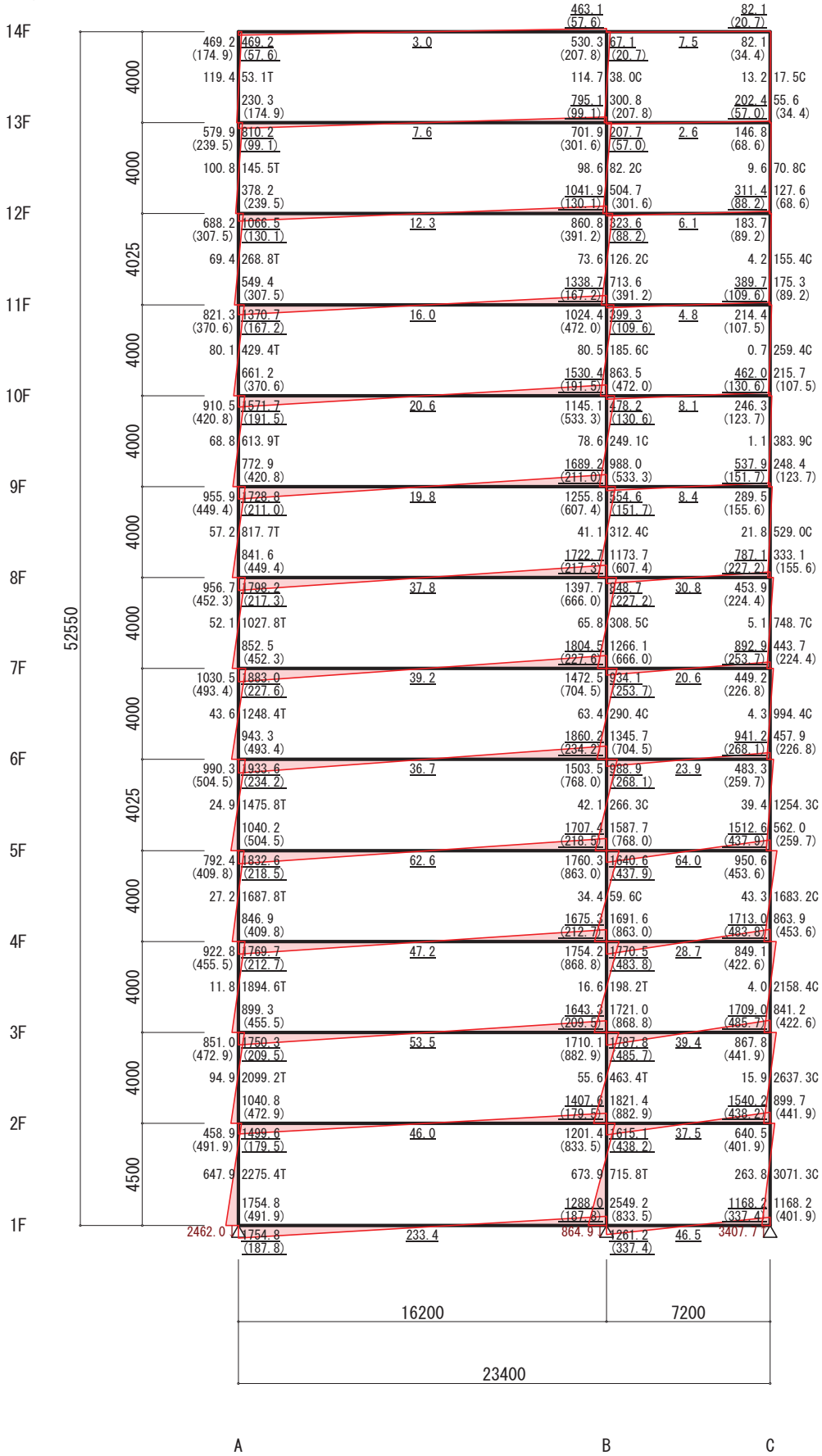

5 フレーム（S=1/272）

地震力(Y方向 正加力)（立体解析）



6 フレーム（S=1/272）

地震力(Y方向 負加力)（立体解析）



1 フレーム (S=1/272)

地震力(Y方向 負加力)（立体解析）

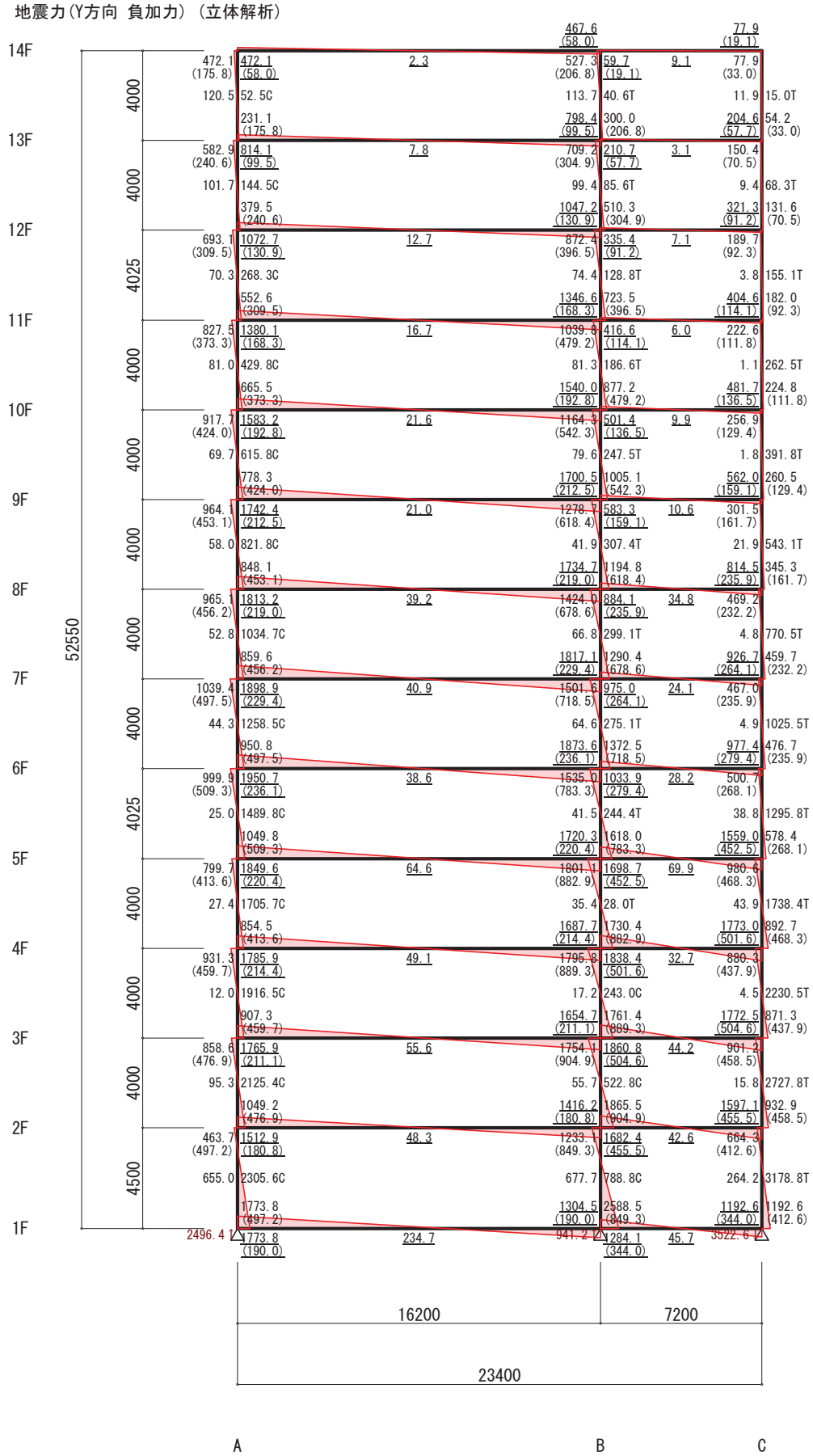

2 フレーム（S=1/272）

地震力(Y方向 負加力)（立体解析）

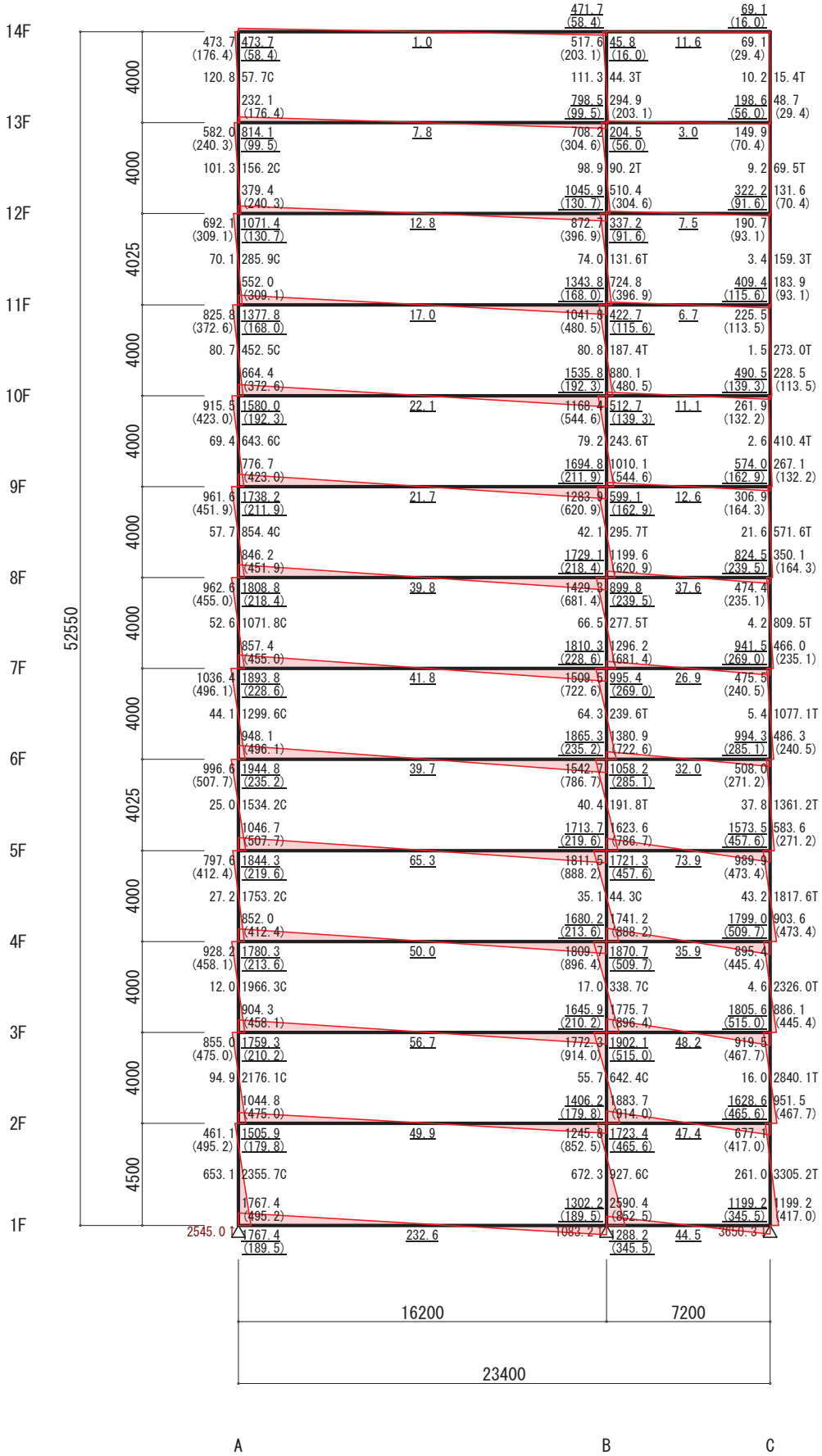

3 フレーム（S=1/272）

地震力(Y方向 負加力)（立体解析）

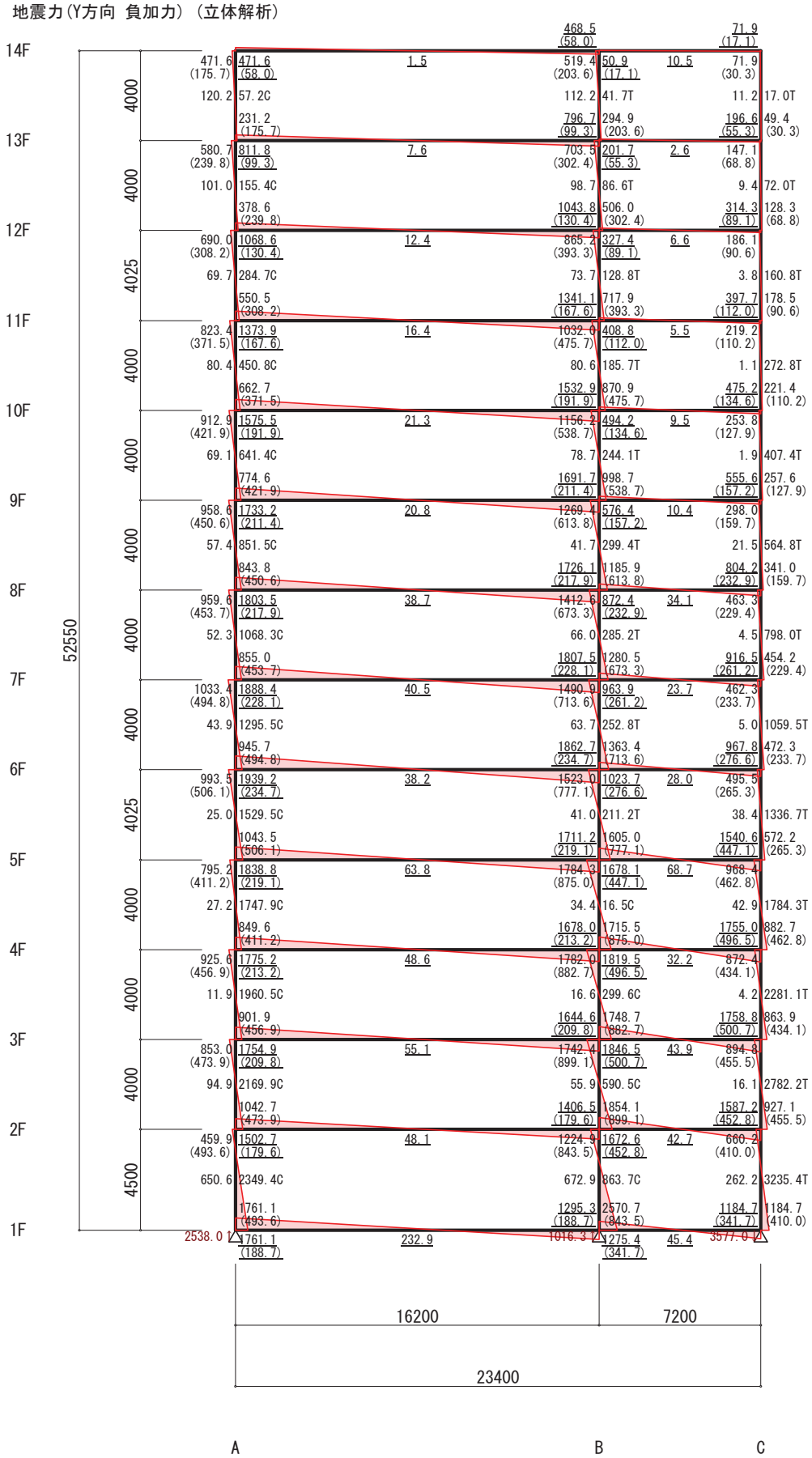

4 フレーム（S=1/272）

地震力(Y方向 負加力)（立体解析）

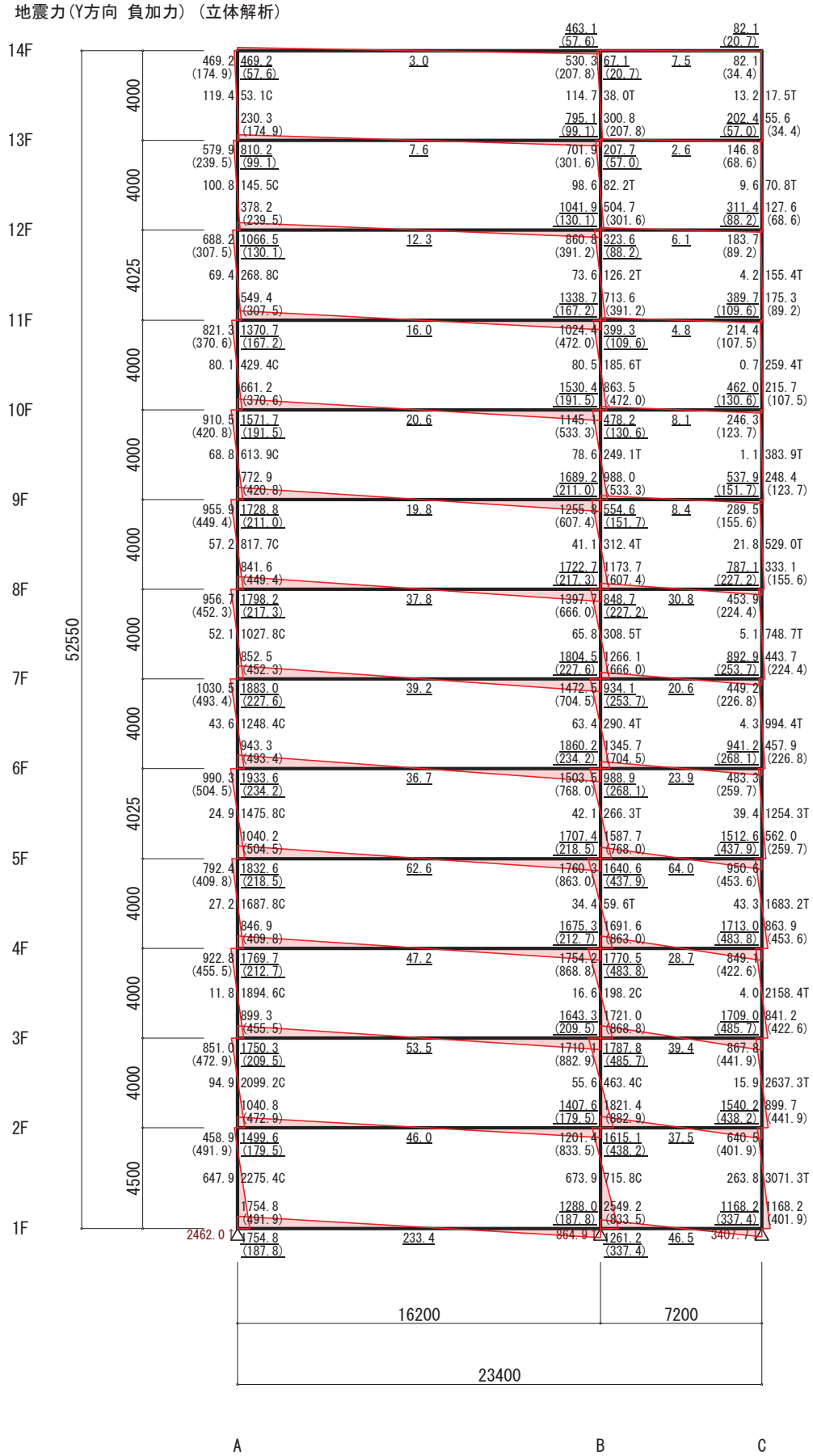

5 フレーム（S=1/272）

地震力(Y方向 負加力)（立体解析）

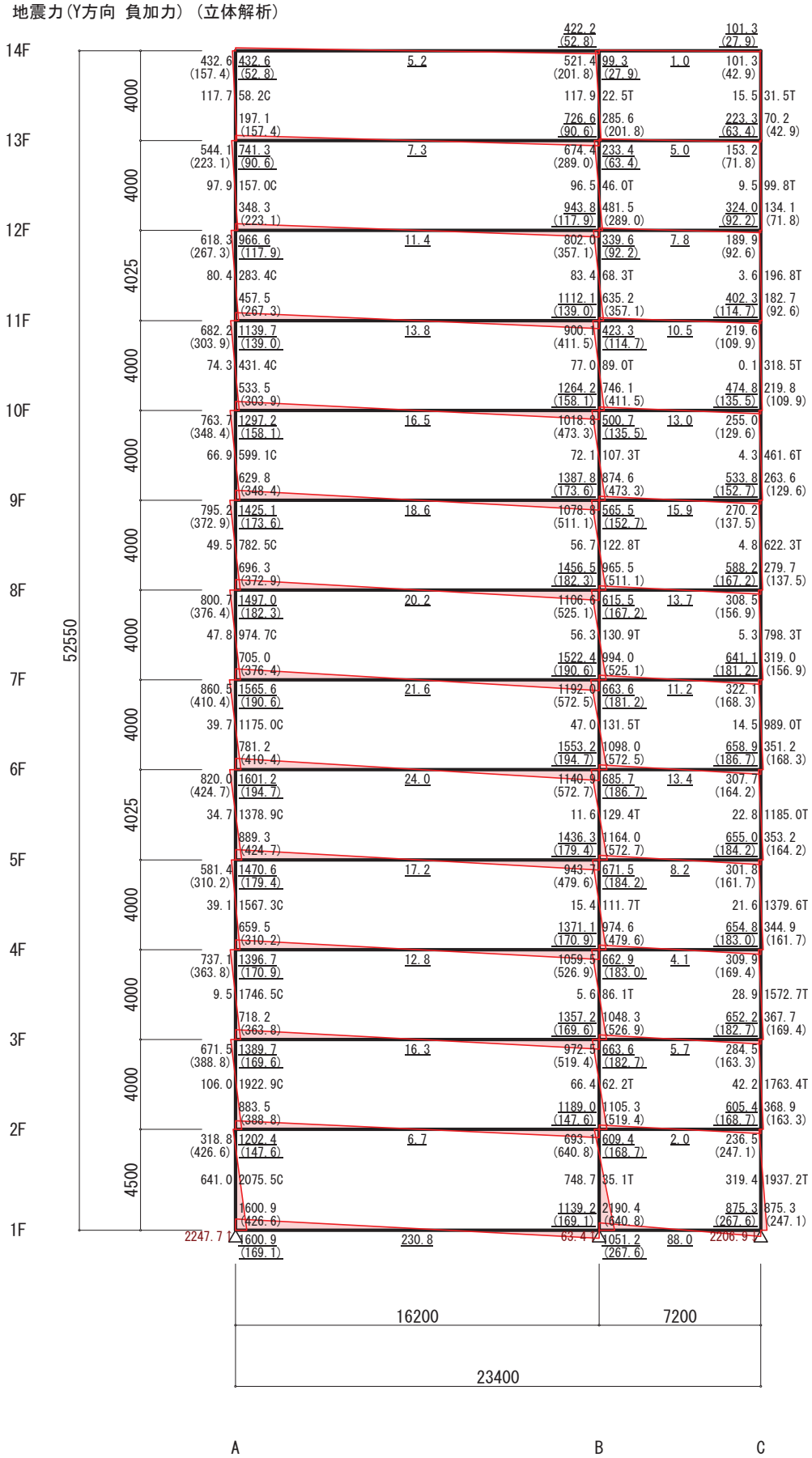

6 フレーム（S=1/272）

A-2.3 部材応力表

G.Ml　：大梁左端部モーメント　(kN･m)　　G.Mr　：大梁右端部モーメント　(kN･m)
G.Mc　：大梁中央部モーメント　(kN･m)
G.Nl　：大梁左端部軸力　(kN･m)　　G.Nr　：大梁右端部軸力　(kN)
G.Ql　：大梁左端部せん断力　(kN)　　G.Qr　：大梁右端部せん断力　(kN)
C.Mt　：柱頭モーメント　(kN･m)　　C.Mb　：柱脚モーメント　(kN･m)
C.Mc　：柱中央モーメント　(kN･m)
C.Qt　：柱頭せん断力　(kN)　　C.Qb　：柱脚せん断力　(kN)
C.Nt　：柱頭軸力　(kN)　　C.Nb　：柱脚軸力　(kN)
W.N1　：ブレース右上がり部材軸力　(kN)　　W.N2　：ブレース右下がり部材軸力　(kN)
W.Q　：壁・ブレースせん断力　(kN)
HS.N　：水平バネ応力（加力方向）　(kN)
HS.N1　：水平バネ応力（加力直交）　(kN)

応力の付号

柱せん断力	右向きが	(+)
梁せん断力、柱軸力	下向きが	(+)
曲げモーメント	時計回りが	(+)
ブレース軸力	圧縮が	(+)

＊ A ﾌﾚｰﾑ　はり部材応力（固定＋積載）

層名	軸名1	軸名2	G.Ml	G.Mr	G.Mc	G.Ql	G.Qr	G.Nl	G.Nr
14F	1	2	-236.7	-121.6	44.2	105.5	6.0	0.0	0.0
	2	3	-69.1	34.5	37.9	53.9	44.3	0.0	0.0
	3	4	-57.7	55.4	33.2	49.4	48.8	0.0	0.0
	4	5	-37.4	66.1	37.9	45.1	53.1	0.0	0.0
	5	6	117.8	232.1	44.5	7.2	104.3	0.0	0.0
13F	1	2	-326.7	-206.5	32.8	124.9	-23.2	0.0	0.0
	2	3	-78.4	19.2	32.1	52.4	36.0	0.0	0.0
	3	4	-53.6	50.4	28.9	44.7	43.8	0.0	0.0
	4	5	-23.0	74.7	32.1	37.0	51.4	0.0	0.0
	5	6	200.6	320.4	33.0	-21.5	123.2	0.0	0.0
12F	1	2	-302.8	-187.6	35.3	119.0	-17.3	0.0	0.0
	2	3	-76.1	21.0	32.4	51.8	36.6	0.0	0.0
	3	4	-53.5	50.5	28.9	44.6	43.8	0.0	0.0
	4	5	-24.6	72.5	32.4	37.5	50.9	0.0	0.0
	5	6	182.3	297.1	35.5	-15.7	117.4	0.0	0.0
11F	1	2	-296.4	-177.9	33.6	116.7	-15.0	0.0	0.0
	2	3	-85.9	10.6	35.8	56.4	35.5	0.0	0.0
	3	4	-54.0	50.0	32.1	46.5	45.4	0.0	0.0
	4	5	-15.5	80.9	35.8	36.9	55.0	0.0	0.0
	5	6	172.7	290.5	34.0	-13.5	115.2	0.0	0.0
10F	1	2	-284.4	-166.9	34.1	113.5	-11.8	0.0	0.0
	2	3	-84.2	12.7	35.6	55.9	36.0	0.0	0.0
	3	4	-54.6	50.5	31.5	46.5	45.4	0.0	0.0
	4	5	-17.5	79.4	35.6	37.4	54.5	0.0	0.0
	5	6	161.9	278.8	34.5	-10.4	112.1	0.0	0.0
9F	1	2	-270.9	-153.6	34.2	109.8	-8.1	0.0	0.0
	2	3	-81.5	16.2	35.2	55.0	36.9	0.0	0.0
	3	4	-54.7	50.8	31.3	46.5	45.4	0.0	0.0
	4	5	-20.9	76.9	35.2	38.2	53.7	0.0	0.0
	5	6	148.6	265.3	34.5	-6.6	108.3	0.0	0.0
8F	1	2	-254.4	-137.5	34.4	105.3	-3.6	0.0	0.0
	2	3	-78.7	20.1	34.6	54.1	37.8	0.0	0.0
	3	4	-55.0	51.0	31.0	46.5	45.4	0.0	0.0
	4	5	-24.7	74.0	34.7	39.1	52.8	0.0	0.0
	5	6	132.2	248.4	34.8	-2.0	103.7	0.0	0.0
7F	1	2	-234.8	-118.3	34.6	99.9	1.8	0.0	0.0
	2	3	-75.4	24.7	34.0	53.0	38.9	0.0	0.0
	3	4	-55.3	51.5	30.7	46.5	45.4	0.0	0.0
	4	5	-29.0	71.1	34.0	40.1	51.8	0.0	0.0
	5	6	113.2	229.2	34.9	3.3	98.4	0.0	0.0
6F	1	2	-209.3	-93.8	35.2	92.9	8.8	0.0	0.0

＊ A ﾌﾚｰﾑ　はり部材応力（固定＋積載）

層名	軸名1	軸名2	G.Ml	G.Mr	G.Mc	G.Ql	G.Qr	G.Nl	G.Nr
6F	2	3	-71.6	29.8	33.4	51.7	40.1	0.0	0.0
	3	4	-55.5	52.0	30.3	46.4	45.5	0.0	0.0
	4	5	-33.7	67.7	33.4	41.2	50.7	0.0	0.0
	5	6	89.1	204.0	35.4	10.2	91.5	0.0	0.0
5F	1	2	-200.5	-83.1	34.2	90.2	11.5	0.0	0.0
	2	3	-71.7	32.5	32.0	51.4	40.5	0.0	0.0
	3	4	-56.2	52.4	29.8	46.5	45.4	0.0	0.0
	4	5	-36.6	67.6	31.9	41.7	50.2	0.0	0.0
	5	6	77.3	194.2	34.4	13.1	88.6	0.0	0.0
4F	1	2	-180.9	-62.4	33.6	84.6	17.1	0.0	0.0
	2	3	-70.1	36.3	30.8	50.7	41.2	0.0	0.0
	3	4	-56.6	52.9	29.3	46.5	45.4	0.0	0.0
	4	5	-40.1	66.3	30.8	42.3	49.6	0.0	0.0
	5	6	56.7	175.0	33.8	18.7	83.0	0.0	0.0
3F	1	2	-142.5	-25.8	34.5	74.2	27.5	0.0	0.0
	2	3	-65.4	42.5	30.1	49.1	42.8	0.0	0.0
	3	4	-56.2	53.7	29.1	46.3	45.6	0.0	0.0
	4	5	-45.1	62.8	30.1	43.5	48.4	0.0	0.0
	5	6	21.9	138.4	34.6	28.6	73.1	0.0	0.0
2F	1	2	-108.0	14.3	32.9	64.5	38.5	0.0	0.0
	2	3	-60.8	49.6	30.0	48.2	45.0	0.0	0.0
	3	4	-56.8	55.5	29.1	46.8	46.4	0.0	0.0
	4	5	-51.0	59.5	30.0	45.4	47.8	0.0	0.0
	5	6	-16.2	105.9	32.9	39.0	64.0	0.0	0.0
1F	1	2	-76.0	260.8	180.1	152.0	203.3	0.0	0.0
	2	3	-262.2	219.1	107.8	183.6	171.6	0.0	0.0
	3	4	-223.4	222.5	125.5	177.7	177.5	0.0	0.0
	4	5	-219.9	261.5	107.8	171.9	183.4	0.0	0.0
	5	6	-261.8	74.7	180.3	203.6	151.6	0.0	0.0

＊ A ﾌﾚｰﾑ　はり部材応力（地震力X　正加力）

層名	軸名1	軸名2	G.Ml	G.Mr	G.Mc	G.Ql	G.Qr	G.Nl	G.Nr
14F	1	2	160.3	74.2	43.1	-32.6	32.6	0.0	0.0
	2	3	343.1	302.8	20.1	-89.7	89.7	0.0	0.0
	3	4	256.6	256.6	-0.0	-71.3	71.3	0.0	0.0
	4	5	302.7	343.0	-20.1	-89.7	89.7	0.0	0.0
	5	6	74.4	160.5	-43.1	-32.6	32.6	0.0	0.0
13F	1	2	474.3	413.7	30.3	-123.3	123.3	0.0	0.0
	2	3	482.1	471.6	5.3	-132.5	132.5	0.0	0.0
	3	4	453.1	453.1	-0.0	-125.9	125.9	0.0	0.0
	4	5	471.6	482.1	-5.3	-132.5	132.5	0.0	0.0
	5	6	413.9	474.5	-30.3	-123.4	123.4	0.0	0.0
12F	1	2	749.7	679.9	34.9	-198.5	198.5	0.0	0.0
	2	3	564.6	559.2	2.7	-156.1	156.1	0.0	0.0
	3	4	543.6	543.6	-0.0	-151.0	151.0	0.0	0.0
	4	5	559.1	564.6	-2.7	-156.1	156.1	0.0	0.0
	5	6	680.0	749.8	-34.9	-198.6	198.6	0.0	0.0
11F	1	2	857.6	732.5	62.5	-220.8	220.8	0.0	0.0
	2	3	851.6	821.4	15.1	-232.4	232.4	0.0	0.0
	3	4	775.3	775.3	-0.0	-215.4	215.4	0.0	0.0
	4	5	821.4	851.5	-15.1	-232.3	232.3	0.0	0.0
	5	6	732.7	857.7	-62.5	-220.9	220.9	0.0	0.0
10F	1	2	1014.5	889.7	62.4	-264.5	264.5	0.0	0.0
	2	3	924.9	906.0	9.5	-254.3	254.3	0.0	0.0
	3	4	866.4	866.4	-0.0	-240.7	240.7	0.0	0.0
	4	5	906.0	924.9	-9.5	-254.3	254.3	0.0	0.0
	5	6	889.9	1014.7	-62.4	-264.5	264.5	0.0	0.0
9F	1	2	1207.0	1070.5	68.3	-316.3	316.3	0.0	0.0
	2	3	992.1	977.4	7.3	-273.5	273.5	0.0	0.0
	3	4	937.2	937.2	-0.0	-260.3	260.3	0.0	0.0
	4	5	977.4	992.0	-7.3	-273.5	273.5	0.0	0.0
	5	6	1070.6	1207.2	-68.3	-316.4	316.4	0.0	0.0
8F	1	2	1377.9	1234.1	71.9	-362.8	362.8	0.0	0.0
	2	3	1046.1	1037.3	4.4	-289.4	289.4	0.0	0.0
	3	4	998.0	998.0	-0.0	-277.2	277.2	0.0	0.0

＊ A ﾌﾚｰﾑ　はり部材応力（地震力Ｘ 正加力）

層名	軸名1	軸名2	G.Ml	G.Mr	G.Mc	G.Ql	G.Qr	G.Nl	G.Nr
8F	4	5	1037.2	1046.0	-4.4	-289.3	289.3	0.0	0.0
	5	6	1234.3	1378.0	-71.9	-362.8	362.8	0.0	0.0
7F	1	2	1535.2	1387.6	73.8	-405.9	405.9	0.0	0.0
	2	3	1085.7	1082.5	1.6	-301.1	301.1	0.0	0.0
	3	4	1044.9	1044.9	-0.0	-290.3	290.3	0.0	0.0
	4	5	1082.5	1085.6	-1.6	-301.1	301.1	0.0	0.0
	5	6	1387.7	1535.3	-73.8	-406.0	406.0	0.0	0.0
6F	1	2	1691.1	1532.8	79.1	-447.8	447.8	0.0	0.0
	2	3	1107.3	1111.9	-2.3	-308.2	308.2	0.0	0.0
	3	4	1079.5	1079.5	-0.0	-299.9	299.9	0.0	0.0
	4	5	1111.9	1107.2	2.3	-308.2	308.2	0.0	0.0
	5	6	1532.9	1691.2	-79.1	-447.8	447.8	0.0	0.0
5F	1	2	1799.6	1673.9	62.8	-482.4	482.4	0.0	0.0
	2	3	1139.4	1147.7	-4.2	-317.7	317.7	0.0	0.0
	3	4	1118.0	1118.0	-0.0	-310.6	310.6	0.0	0.0
	4	5	1147.7	1139.4	4.2	-317.6	317.6	0.0	0.0
	5	6	1674.1	1799.7	-62.8	-482.5	482.5	0.0	0.0
4F	1	2	1886.8	1787.4	49.7	-510.3	510.3	0.0	0.0
	2	3	1135.8	1147.5	-5.9	-317.1	317.1	0.0	0.0
	3	4	1124.3	1124.3	-0.0	-312.3	312.3	0.0	0.0
	4	5	1147.5	1135.7	5.9	-317.1	317.1	0.0	0.0
	5	6	1787.5	1886.9	-49.7	-510.3	510.3	0.0	0.0
3F	1	2	1982.6	1877.1	52.8	-536.1	536.1	0.0	0.0
	2	3	1093.0	1110.5	-8.8	-306.0	306.0	0.0	0.0
	3	4	1099.2	1099.2	-0.0	-305.3	305.3	0.0	0.0
	4	5	1110.4	1092.9	8.8	-306.0	306.0	0.0	0.0
	5	6	1877.2	1982.7	-52.8	-536.1	536.1	0.0	0.0
2F	1	2	1796.6	1716.5	40.0	-487.9	487.9	0.0	0.0
	2	3	931.1	957.6	-13.2	-262.3	262.3	0.0	0.0
	3	4	965.7	965.7	-0.0	-268.3	268.3	0.0	0.0
	4	5	957.6	931.1	13.2	-262.3	262.3	0.0	0.0
	5	6	1716.5	1796.6	-40.0	-487.9	487.9	0.0	0.0
1F	1	2	1821.4	1323.4	249.0	-436.8	436.8	0.0	0.0
	2	3	977.7	1007.2	-14.8	-275.7	275.7	0.0	0.0
	3	4	1029.0	1029.0	0.0	-285.8	285.8	0.0	0.0
	4	5	1007.2	977.7	14.8	-275.7	275.7	0.0	0.0
	5	6	1323.4	1821.4	-249.0	-436.8	436.8	0.0	0.0

＊ A ﾌﾚｰﾑ　はり部材応力（地震力Ｘ 負加力）

層名	軸名1	軸名2	G.Ml	G.Mr	G.Mc	G.Ql	G.Qr	G.Nl	G.Nr
14F	1	2	-160.3	-74.2	-43.1	32.6	-32.6	0.0	0.0
	2	3	-343.1	-302.8	-20.1	89.7	-89.7	0.0	0.0
	3	4	-256.6	-256.6	0.0	71.3	-71.3	0.0	0.0
	4	5	-302.7	-343.0	20.1	89.7	-89.7	0.0	0.0
	5	6	-74.4	-160.5	43.1	32.6	-32.6	0.0	0.0
13F	1	2	-474.3	-413.7	-30.3	123.3	-123.3	0.0	0.0
	2	3	-482.1	-471.6	-5.3	132.5	-132.5	0.0	0.0
	3	4	-453.1	-453.1	0.0	125.9	-125.9	0.0	0.0
	4	5	-471.6	-482.1	5.3	132.5	-132.5	0.0	0.0
	5	6	-413.9	-474.5	30.3	123.4	-123.4	0.0	0.0
12F	1	2	-749.7	-679.9	-34.9	198.5	-198.5	0.0	0.0
	2	3	-564.6	-559.2	-2.7	156.1	-156.1	0.0	0.0
	3	4	-543.6	-543.6	0.0	151.0	-151.0	0.0	0.0
	4	5	-559.1	-564.6	2.7	156.1	-156.1	0.0	0.0
	5	6	-680.0	-749.8	34.9	198.6	-198.6	0.0	0.0
11F	1	2	-857.6	-732.5	-62.5	220.8	-220.8	0.0	0.0
	2	3	-851.6	-821.4	-15.1	232.4	-232.4	0.0	0.0
	3	4	-775.3	-775.3	0.0	215.4	-215.4	0.0	0.0
	4	5	-821.4	-851.5	15.1	232.3	-232.3	0.0	0.0
	5	6	-732.7	-857.7	62.5	220.9	-220.9	0.0	0.0
10F	1	2	-1014.5	-889.7	-62.4	264.5	-264.5	0.0	0.0
	2	3	-924.9	-906.0	-9.5	254.3	-254.3	0.0	0.0
	3	4	-866.4	-866.4	0.0	240.7	-240.7	0.0	0.0
	4	5	-906.0	-924.9	9.5	254.3	-254.3	0.0	0.0
	5	6	-889.9	-1014.7	62.4	264.5	-264.5	0.0	0.0

＊ A ﾌﾚｰﾑ　はり部材応力（地震力Ｘ 負加力）

層名	軸名1	軸名2	G.Ml	G.Mr	G.Mc	G.Ql	G.Qr	G.Nl	G.Nr
9F	1	2	-1207.0	-1070.5	-68.3	316.3	-316.3	0.0	0.0
	2	3	-992.1	-977.4	-7.3	273.5	-273.5	0.0	0.0
	3	4	-937.2	-937.2	0.0	260.3	-260.3	0.0	0.0
	4	5	-977.4	-992.0	7.3	273.5	-273.5	0.0	0.0
	5	6	-1070.6	-1207.2	68.3	316.4	-316.4	0.0	0.0
8F	1	2	-1377.9	-1234.1	-71.9	362.8	-362.8	0.0	0.0
	2	3	-1046.1	-1037.3	-4.4	289.4	-289.4	0.0	0.0
	3	4	-998.0	-998.0	0.0	277.2	-277.2	0.0	0.0
	4	5	-1037.2	-1046.0	4.4	289.3	-289.3	0.0	0.0
	5	6	-1234.3	-1378.0	71.9	362.8	-362.8	0.0	0.0
7F	1	2	-1535.2	-1387.6	-73.8	405.9	-405.9	0.0	0.0
	2	3	-1085.7	-1082.5	-1.6	301.1	-301.1	0.0	0.0
	3	4	-1044.9	-1044.9	0.0	290.3	-290.3	0.0	0.0
	4	5	-1082.5	-1085.6	1.6	301.1	-301.1	0.0	0.0
	5	6	-1387.7	-1535.3	73.8	406.0	-406.0	0.0	0.0
6F	1	2	-1691.1	-1532.8	-79.1	447.8	-447.8	0.0	0.0
	2	3	-1107.3	-1111.9	2.3	308.2	-308.2	0.0	0.0
	3	4	-1079.5	-1079.5	0.0	299.9	-299.9	0.0	0.0
	4	5	-1111.9	-1107.2	-2.3	308.2	-308.2	0.0	0.0
	5	6	-1532.9	-1691.2	79.1	447.8	-447.8	0.0	0.0
5F	1	2	-1799.6	-1673.9	-62.8	482.4	-482.4	0.0	0.0
	2	3	-1139.4	-1147.7	4.2	317.7	-317.7	0.0	0.0
	3	4	-1118.0	-1118.0	0.0	310.6	-310.6	0.0	0.0
	4	5	-1147.7	-1139.4	-4.2	317.6	-317.6	0.0	0.0
	5	6	-1674.1	-1799.7	62.8	482.5	-482.5	0.0	0.0
4F	1	2	-1886.8	-1787.4	-49.7	510.3	-510.3	0.0	0.0
	2	3	-1135.8	-1147.5	5.9	317.1	-317.1	0.0	0.0
	3	4	-1124.3	-1124.3	0.0	312.3	-312.3	0.0	0.0
	4	5	-1147.5	-1135.7	-5.9	317.1	-317.1	0.0	0.0
	5	6	-1787.5	-1886.9	49.7	510.3	-510.3	0.0	0.0
3F	1	2	-1982.6	-1877.1	-52.8	536.1	-536.1	0.0	0.0
	2	3	-1093.0	-1110.5	8.8	306.0	-306.0	0.0	0.0
	3	4	-1099.2	-1099.2	0.0	305.3	-305.3	0.0	0.0
	4	5	-1110.4	-1092.9	-8.8	306.0	-306.0	0.0	0.0
	5	6	-1877.2	-1982.7	52.8	536.1	-536.1	0.0	0.0
2F	1	2	-1796.6	-1716.5	-40.0	487.9	-487.9	0.0	0.0
	2	3	-931.1	-957.6	13.2	262.3	-262.3	0.0	0.0
	3	4	-965.7	-965.7	0.0	268.3	-268.3	0.0	0.0
	4	5	-957.6	-931.1	-13.2	262.3	-262.3	0.0	0.0
	5	6	-1716.5	-1796.6	40.0	487.9	-487.9	0.0	0.0
1F	1	2	-1821.4	-1323.4	-249.0	436.8	-436.8	0.0	0.0
	2	3	-977.7	-1007.2	14.8	275.7	-275.7	0.0	0.0
	3	4	-1029.0	-1029.0	-0.0	285.8	-285.8	0.0	0.0
	4	5	-1007.2	-977.7	-14.8	275.7	-275.7	0.0	0.0
	5	6	-1323.4	-1821.4	249.0	436.8	-436.8	0.0	0.0

＊ A ﾌﾚｰﾑ　柱部材応力（固定＋積載）

層名1	層名2	軸名	C.Mt	C.Mb	C.Mc	C.Qt	C.Qb	C.Nt	C.Nb
13F	14F	1	236.7	176.9	-29.9	-103.4	103.4	-353.0	353.0
		2	190.7	149.7	-20.5	-85.1	85.1	-496.0	496.0
		3	23.1	20.0	-1.5	-10.8	10.8	-532.6	532.6
		4	-18.0	-15.6	1.2	8.4	-8.4	-532.5	532.5
		5	-183.9	-144.2	19.8	82.0	-82.0	-496.6	496.6
		6	-232.1	-173.2	29.4	101.3	-101.3	-352.9	352.9
12F	13F	1	149.8	140.5	-4.6	-72.6	72.6	-713.2	713.2
		2	135.2	123.2	-6.0	-64.6	64.6	-910.0	910.0
		3	14.4	15.3	0.5	-7.4	7.4	-1000.7	1000.7
		4	-11.8	-12.3	-0.3	6.0	-6.0	-1000.5	1000.5
		5	-131.0	-119.3	5.9	62.6	-62.6	-911.5	911.5
		6	-147.2	-137.9	4.6	71.3	-71.3	-712.7	712.7
11F	12F	1	162.3	145.2	-8.6	-76.4	76.4	-1067.2	1067.2
		2	140.4	128.1	-6.2	-66.7	66.7	-1327.4	1327.4
		3	17.1	20.8	1.8	-9.4	9.4	-1467.3	1467.3
		4	-13.6	-16.6	-1.5	7.5	-7.5	-1467.1	1467.1
		5	-135.5	-123.4	6.1	64.3	-64.3	-1329.7	1329.7

＊ A フレーム　柱部材応力（固定＋積載）

層名1	層名2	軸名	C.Mt	C.Mb	C.Mc	C.Qt	C.Qb	C.Nt	C.Nb
11F	12F	6	-159.2	-142.4	8.4	74.9	-74.9	-1066.2	1066.2
10F	11F	1	151.2	138.5	-6.3	-72.4	72.4	-1418.6	1418.6
		2	135.7	123.3	-6.2	-64.7	64.7	-1755.9	1755.9
		3	22.6	22.2	-0.2	-11.2	11.2	-1939.0	1939.0
		4	-17.9	-17.3	0.3	8.8	-8.8	-1938.8	1938.8
		5	-130.2	-118.2	6.0	62.1	-62.1	-1758.5	1758.5
		6	-148.1	-135.5	6.3	70.9	-70.9	-1417.1	1417.1
9F	10F	1	145.9	132.7	-6.6	-69.6	69.6	-1766.5	1766.5
		2	127.9	115.9	-6.0	-60.9	60.9	-2186.3	2186.3
		3	19.8	19.9	0.1	-9.9	9.9	-2410.3	2410.3
		4	-15.7	-15.7	0.0	7.9	-7.9	-2410.1	2410.1
		5	-123.1	-111.3	5.9	58.6	-58.6	-2189.2	2189.2
		6	-143.2	-130.1	6.6	68.3	-68.3	-1764.4	1764.4
8F	9F	1	138.3	125.3	-6.5	-65.9	65.9	-2110.4	2110.4
		2	119.3	107.4	-5.9	-56.7	56.7	-2619.0	2619.0
		3	18.5	18.3	-0.1	-9.2	9.2	-2881.8	2881.8
		4	-14.2	-14.0	0.1	7.1	-7.1	-2881.6	2881.6
		5	-114.2	-102.7	5.7	54.2	-54.2	-2622.2	2622.2
		6	-135.2	-122.5	6.3	64.4	-64.4	-2107.7	2107.7
7F	8F	1	129.1	116.3	-6.4	-61.3	61.3	-2450.1	2450.1
		2	108.8	97.4	-5.7	-51.5	51.5	-3055.9	3055.9
		3	16.6	16.4	-0.1	-8.3	8.3	-3354.7	3354.7
		4	-12.3	-11.9	0.2	6.0	-6.0	-3354.7	3354.7
		5	-103.5	-92.4	5.6	49.0	-49.0	-3059.8	3059.8
		6	-125.9	-113.2	6.4	59.8	-59.8	-2446.8	2446.8
6F	7F	1	118.5	107.1	-5.7	-56.4	56.4	-2784.0	2784.0
		2	96.3	85.7	-5.3	-45.5	45.5	-3496.3	3496.3
		3	14.2	14.0	-0.1	-7.0	7.0	-3827.5	3827.5
		4	-10.6	-10.1	0.2	5.2	-5.2	-3827.7	3827.7
		5	-91.9	-81.5	5.2	43.4	-43.4	-3500.9	3500.9
		6	-116.0	-104.6	5.7	55.1	-55.1	-2780.1	2780.1
5F	6F	1	102.1	87.0	-7.6	-47.0	47.0	-3109.7	3109.7
		2	79.7	67.7	-6.0	-36.6	36.6	-3940.0	3940.0
		3	11.6	10.9	-0.4	-5.6	5.6	-4298.9	4298.9
		4	-8.1	-7.5	0.3	3.9	-3.9	-4299.3	4299.3
		5	-75.3	-63.7	5.8	34.5	-34.5	-3945.4	3945.4
		6	-99.4	-84.5	7.4	45.7	-45.7	-3105.3	3105.3
4F	5F	1	113.5	96.6	-8.4	-52.5	52.5	-3436.0	3436.0
		2	87.2	73.6	-6.8	-40.2	40.2	-4392.6	4392.6
		3	12.8	12.1	-0.4	-6.2	6.2	-4777.4	4777.4
		4	-8.3	-7.1	0.6	3.8	-3.8	-4778.1	4778.1
		5	-81.2	-67.6	6.8	37.2	-37.2	-4399.3	4399.3
		6	-109.7	-92.6	8.5	50.6	-50.6	-3430.8	3430.8
3F	4F	1	84.3	77.5	-3.4	-40.5	40.5	-3758.7	3758.7
		2	59.0	50.9	-4.0	-27.5	27.5	-4851.7	4851.7
		3	8.3	8.6	0.2	-4.2	4.2	-5257.9	5257.9
		4	-5.8	-4.8	0.5	2.6	-2.6	-5258.9	5258.9
		5	-55.4	-46.4	4.5	25.5	-25.5	-4859.4	4859.4
		6	-82.4	-74.4	4.0	39.2	-39.2	-3752.7	3752.7
2F	3F	1	65.0	51.5	-6.7	-29.1	29.1	-4068.0	4068.0
		2	40.3	34.1	-3.1	-18.6	18.6	-5314.7	5314.7
		3	5.2	4.7	-0.2	-2.5	2.5	-5734.4	5734.4
		4	-3.8	-2.0	0.9	1.5	-1.5	-5735.6	5735.6
		5	-38.3	-31.0	3.7	17.3	-17.3	-5323.2	5323.2
		6	-64.0	-49.2	7.4	28.3	-28.3	-4061.5	4061.5
1F	2F	1	56.5	76.0	9.7	-29.4	29.4	-4365.9	4365.9
		2	12.5	1.5	-5.5	-3.1	3.1	-5782.7	5782.7
		3	2.5	4.3	0.9	-1.5	1.5	-6208.1	6208.1
		4	-2.4	-2.6	-0.1	1.1	-1.1	-6209.7	6209.7
		5	-12.2	0.3	6.3	2.6	-2.6	-5791.9	5791.9
		6	-56.7	-74.7	-9.0	29.2	-29.2	-4359.1	4359.1

＊ A フレーム　柱部材応力（地震力X 正加力）

層名1	層名2	軸名	C.Mt	C.Mb	C.Mc	C.Qt	C.Qb	C.Nt	C.Nb
13F	14F	1	-160.3	-54.3	53.0	53.7	-53.7	39.4	-39.4

＊ A フレーム　柱部材応力（地震力X 正加力）

層名1	層名2	軸名	C.Mt	C.Mb	C.Mc	C.Qt	C.Qb	C.Nt	C.Nb
13F	14F	2	-417.3	-264.1	76.6	170.4	-170.4	59.1	-59.1
		3	-559.4	-394.2	82.6	238.4	-238.4	-17.7	17.7
		4	-559.4	-394.1	82.6	238.4	-238.4	17.8	-17.8
		5	-417.4	-264.2	76.6	170.4	-170.4	-59.2	59.2
		6	-160.5	-54.4	53.0	53.7	-53.7	-39.4	39.4
12F	13F	1	-420.0	-292.3	63.9	178.1	-178.1	172.9	-172.9
		2	-631.7	-490.3	70.7	280.5	-280.5	73.1	-73.1
		3	-530.6	-469.8	30.4	250.1	-250.1	-22.7	22.7
		4	-530.6	-469.8	30.4	250.1	-250.1	22.6	-22.6
		5	-631.8	-490.4	70.7	280.5	-280.5	-73.2	73.2
		6	-420.1	-292.4	63.9	178.1	-178.1	-172.8	172.8
11F	12F	1	-457.4	-373.9	41.8	206.5	-206.5	384.2	-384.2
		2	-754.2	-690.7	31.7	359.0	-359.0	37.1	-37.1
		3	-633.0	-720.6	-43.8	336.3	-336.3	-25.6	25.6
		4	-633.0	-720.6	-43.8	336.3	-336.3	25.4	-25.4
		5	-754.2	-690.7	31.8	359.0	-359.0	-37.2	37.2
		6	-457.5	-373.9	41.8	206.6	-206.6	-384.2	384.2
10F	11F	1	-483.7	-405.6	39.0	222.3	-222.3	618.6	-618.6
		2	-893.4	-783.2	55.1	419.2	-419.2	56.2	-56.2
		3	-876.1	-837.2	19.5	428.3	-428.3	-40.0	40.0
		4	-876.1	-837.2	19.5	428.3	-428.3	39.7	-39.7
		5	-893.5	-783.3	55.1	419.2	-419.2	-56.3	56.3
		6	-483.8	-405.7	39.1	222.4	-222.4	-618.6	618.6
9F	10F	1	-608.9	-510.9	49.0	279.9	-279.9	897.6	-897.6
		2	-1031.4	-910.5	60.5	485.5	-485.5	54.4	-54.4
		3	-935.2	-910.7	12.2	461.5	-461.5	-50.8	50.8
		4	-935.1	-910.7	12.2	461.5	-461.5	50.4	-50.4
		5	-1031.5	-910.5	60.5	485.5	-485.5	-54.5	54.5
		6	-609.0	-511.0	49.0	280.0	-280.0	-897.6	897.6
8F	9F	1	-696.1	-604.6	45.8	325.2	-325.2	1230.1	-1230.1
		2	-1152.1	-1031.2	60.5	545.8	-545.8	21.2	-21.2
		3	-1003.9	-987.6	8.2	497.9	-497.9	-60.8	60.8
		4	-1003.9	-987.6	8.2	497.9	-497.9	60.3	-60.3
		5	-1152.1	-1031.2	60.5	545.8	-545.8	-21.4	21.4
		6	-696.2	-604.7	45.8	325.2	-325.2	-1230.1	1230.1
7F	8F	1	-773.3	-687.3	43.0	365.1	-365.1	1609.0	-1609.0
		2	-1249.0	-1129.3	59.9	594.6	-594.6	-43.1	43.1
		3	-1047.7	-1041.3	3.2	522.3	-522.3	-69.8	69.8
		4	-1047.7	-1041.3	3.2	522.2	-522.2	69.3	-69.3
		5	-1249.1	-1129.3	59.9	594.6	-594.6	42.8	-42.8
		6	-773.3	-687.4	43.0	365.2	-365.2	-1609.1	1609.1
6F	7F	1	-847.8	-762.3	42.8	402.5	-402.5	2031.0	-2031.0
		2	-1344.0	-1228.8	57.6	643.2	-643.2	-138.8	138.8
		3	-1086.1	-1088.6	-1.3	543.7	-543.7	-77.5	77.5
		4	-1086.1	-1088.6	-1.3	543.7	-543.7	76.9	-76.9
		5	-1344.0	-1228.9	57.6	643.2	-643.2	138.3	-138.3
		6	-847.9	-762.3	42.8	402.6	-402.6	-2031.1	2031.1
5F	6F	1	-928.8	-904.7	12.0	455.5	-455.5	2495.8	-2495.8
		2	-1411.3	-1326.1	42.6	680.1	-680.1	-268.2	268.2
		3	-1102.8	-1145.6	-21.4	558.6	-558.6	-82.4	82.4
		4	-1102.8	-1145.6	-21.4	558.6	-558.6	81.7	-81.7
		5	-1411.3	-1326.1	42.6	680.1	-680.1	267.5	-267.5
		6	-928.9	-904.8	12.0	455.6	-455.6	-2495.9	2495.9
4F	5F	1	-894.8	-885.3	4.8	445.0	-445.0	2992.3	-2992.3
		2	-1487.3	-1406.9	40.2	723.6	-723.6	-425.1	425.1
		3	-1120.1	-1167.0	-23.4	571.8	-571.8	-86.6	86.6
		4	-1120.1	-1167.0	-23.4	571.8	-571.8	86.0	-86.0
		5	-1487.3	-1407.0	40.2	723.6	-723.6	424.2	-424.2
		6	-894.9	-885.3	4.8	445.1	-445.1	-2992.5	2992.5
3F	4F	1	-1001.5	-981.5	10.0	495.7	-495.7	3514.8	-3514.8
		2	-1516.2	-1477.2	19.5	748.3	-748.3	-611.0	611.0
		3	-1104.8	-1185.7	-40.5	572.6	-572.6	-88.9	88.9
		4	-1104.8	-1185.7	-40.5	572.6	-572.6	88.3	-88.3
		5	-1516.3	-1477.2	19.5	748.4	-748.4	609.9	-609.9
		6	-1001.6	-981.5	10.0	495.8	-495.8	-3515.1	3515.1

＊ A フレーム　柱部材応力（地震力Ｘ 正加力）

層名1	層名2	軸名	C.Mt	C.Mb	C.Mc	C.Qt	C.Qb	C.Nt	C.Nb
2F	3F	1	-1001.1	-1160.9	-79.9	540.5	-540.5	4063.5	-4063.5
		2	-1492.9	-1588.5	-47.8	770.4	-770.4	-833.2	833.2
		3	-1023.9	-1221.8	-98.9	561.4	-561.4	-86.8	86.8
		4	-1023.9	-1221.8	-98.9	561.4	-561.4	86.2	-86.2
		5	-1492.9	-1588.5	-47.8	770.4	-770.4	831.8	-831.8
		6	-1001.2	-1160.9	-79.9	540.5	-540.5	-4063.9	4063.9
1F	2F	1	-635.7	-1821.4	-592.9	546.0	-546.0	4561.5	-4561.5
		2	-1059.1	-2301.1	-621.0	746.7	-746.7	-1052.3	1052.3
		3	-701.4	-2036.2	-667.4	608.4	-608.4	-78.6	78.6
		4	-701.4	-2036.2	-667.4	608.4	-608.4	78.0	-78.0
		5	-1059.1	-2301.2	-621.0	746.7	-746.7	1050.8	-1050.8
		6	-635.7	-1821.4	-592.9	546.0	-546.0	-4561.9	4561.9

＊ A フレーム　柱部材応力（地震力Ｘ 負加力）

層名1	層名2	軸名	C.Mt	C.Mb	C.Mc	C.Qt	C.Qb	C.Nt	C.Nb
13F	14F	1	160.3	54.3	-53.0	-53.7	53.7	-39.4	39.4
		2	417.3	264.1	-76.6	-170.4	170.4	-59.1	59.1
		3	559.4	394.2	-82.6	-238.4	238.4	17.7	-17.7
		4	559.4	394.1	-82.6	-238.4	238.4	-17.8	17.8
		5	417.4	264.2	-76.6	-170.4	170.4	59.2	-59.2
		6	160.5	54.4	-53.0	-53.7	53.7	39.4	-39.4
12F	13F	1	420.0	292.3	-63.9	-178.1	178.1	-172.9	172.9
		2	631.7	490.3	-70.7	-280.5	280.5	-73.1	73.1
		3	530.6	469.8	-30.4	-250.1	250.1	22.7	-22.7
		4	530.6	469.8	-30.4	-250.1	250.1	-22.6	22.6
		5	631.8	490.4	-70.7	-280.5	280.5	73.2	-73.2
		6	420.1	292.4	-63.9	-178.1	178.1	172.8	-172.8
11F	12F	1	457.4	373.9	-41.8	-206.5	206.5	-384.2	384.2
		2	754.2	690.7	-31.7	-359.0	359.0	-37.1	37.1
		3	633.0	720.6	43.8	-336.3	336.3	25.6	-25.6
		4	633.0	720.6	43.8	-336.3	336.3	-25.4	25.4
		5	754.2	690.7	-31.8	-359.0	359.0	37.2	-37.2
		6	457.5	373.9	-41.8	-206.6	206.6	384.2	-384.2
10F	11F	1	483.7	405.6	-39.0	-222.3	222.3	-618.6	618.6
		2	893.4	783.2	-55.1	-419.2	419.2	-56.2	56.2
		3	876.1	837.2	-19.5	-428.3	428.3	40.0	-40.0
		4	876.1	837.2	-19.5	-428.3	428.3	-39.7	39.7
		5	893.5	783.3	-55.1	-419.2	419.2	56.3	-56.3
		6	483.8	405.7	-39.1	-222.4	222.4	618.6	-618.6
9F	10F	1	608.9	510.9	-49.0	-279.9	279.9	-897.6	897.6
		2	1031.4	910.5	-60.5	-485.5	485.5	-54.4	54.4
		3	935.2	910.7	-12.2	-461.5	461.5	50.8	-50.8
		4	935.1	910.7	-12.2	-461.5	461.5	-50.4	50.4
		5	1031.5	910.5	-60.5	-485.5	485.5	54.5	-54.5
		6	609.0	511.0	-49.0	-280.0	280.0	897.6	-897.6
8F	9F	1	696.1	604.6	-45.8	-325.2	325.2	-1230.1	1230.1
		2	1152.1	1031.2	-60.5	-545.8	545.8	-21.2	21.2
		3	1003.9	987.6	-8.2	-497.9	497.9	60.8	-60.8
		4	1003.9	987.6	-8.2	-497.9	497.9	-60.3	60.3
		5	1152.1	1031.2	-60.5	-545.8	545.8	21.4	-21.4
		6	696.2	604.7	-45.8	-325.2	325.2	1230.1	-1230.1
7F	8F	1	773.3	687.3	-43.0	-365.1	365.1	-1609.0	1609.0
		2	1249.0	1129.3	-59.9	-594.6	594.6	43.1	-43.1
		3	1047.7	1041.3	-3.2	-522.3	522.3	69.8	-69.8
		4	1047.7	1041.3	-3.2	-522.2	522.2	-69.3	69.3
		5	1249.1	1129.3	-59.9	-594.6	594.6	-42.8	42.8
		6	773.3	687.4	-43.0	-365.2	365.2	1609.1	-1609.1
6F	7F	1	847.8	762.3	-42.8	-402.5	402.5	-2031.0	2031.0
		2	1344.0	1228.8	-57.6	-643.2	643.2	138.8	-138.8
		3	1086.1	1088.6	1.3	-543.7	543.7	77.5	-77.5
		4	1086.1	1088.6	1.3	-543.7	543.7	-76.9	76.9
		5	1344.0	1228.9	-57.6	-643.2	643.2	-138.3	138.3
		6	847.9	762.3	-42.8	-402.6	402.6	2031.1	-2031.1
5F	6F	1	928.8	904.7	-12.0	-455.5	455.5	-2495.8	2495.8
		2	1411.3	1326.1	-42.6	-680.1	680.1	268.2	-268.2

＊ A ﾌﾚｰﾑ　柱部材応力（地震力X 負加力）

層名1	層名2	軸名	C.Mt	C.Mb	C.Mc	C.Qt	C.Qb	C.Nt	C.Nb
5F	6F	3	1102.8	1145.6	21.4	-558.6	558.6	82.4	-82.4
		4	1102.8	1145.6	21.4	-558.6	558.6	-81.7	81.7
		5	1411.3	1326.1	-42.6	-680.1	680.1	-267.5	267.5
		6	928.9	904.8	-12.0	-455.6	455.6	2495.9	-2495.9
4F	5F	1	894.8	885.3	-4.8	-445.0	445.0	-2992.3	2992.3
		2	1487.3	1406.9	-40.2	-723.6	723.6	425.1	-425.1
		3	1120.1	1167.0	23.4	-571.8	571.8	86.6	-86.6
		4	1120.1	1167.0	23.4	-571.8	571.8	-86.0	86.0
		5	1487.3	1407.0	-40.2	-723.6	723.6	-424.2	424.2
		6	894.9	885.3	-4.8	-445.1	445.1	2992.5	-2992.5
3F	4F	1	1001.5	981.5	-10.0	-495.7	495.7	-3514.8	3514.8
		2	1516.2	1477.2	-19.5	-748.3	748.3	611.0	-611.0
		3	1104.8	1185.7	40.5	-572.6	572.6	88.9	-88.9
		4	1104.8	1185.7	40.5	-572.6	572.6	-88.3	88.3
		5	1516.3	1477.2	-19.5	-748.4	748.4	-609.9	609.9
		6	1001.6	981.5	-10.0	-495.8	495.8	3515.1	-3515.1
2F	3F	1	1001.1	1160.9	79.9	-540.5	540.5	-4063.5	4063.5
		2	1492.9	1588.5	47.8	-770.4	770.4	833.2	-833.2
		3	1023.9	1221.8	98.9	-561.4	561.4	86.8	-86.8
		4	1023.9	1221.8	98.9	-561.4	561.4	-86.2	86.2
		5	1492.9	1588.5	47.8	-770.4	770.4	-831.8	831.8
		6	1001.2	1160.9	79.9	-540.5	540.5	4063.9	-4063.9
1F	2F	1	635.7	1821.4	592.9	-546.0	546.0	-4561.5	4561.5
		2	1059.1	2301.1	621.0	-746.7	746.7	1052.3	-1052.3
		3	701.4	2036.2	667.4	-608.4	608.4	78.6	-78.6
		4	701.4	2036.2	667.4	-608.4	608.4	-78.0	78.0
		5	1059.1	2301.2	621.0	-746.7	746.7	-1050.8	1050.8
		6	635.7	1821.4	592.9	-546.0	546.0	4561.9	-4561.9

==========

＊ B ﾌﾚｰﾑ　はり部材応力（固定＋積載）

層名	軸名1	軸名2	G.Ml	G.Mr	G.Mc	G.Ql	G.Qr	G.Nl	G.Nr
14F	1	2	-341.2	-162.8	69.4	156.7	16.7	0.0	0.0
	2	3	-113.0	54.9	62.7	88.1	72.0	0.0	0.0
	3	4	-77.1	105.3	55.4	76.1	84.0	0.0	0.0
	4	5	-53.6	120.0	59.9	70.8	89.3	0.0	0.0
	5	6	146.4	326.8	68.4	21.0	152.4	0.0	0.0
13F	1	2	-470.5	-298.8	46.3	178.9	-34.8	0.0	0.0
	2	3	-118.0	24.3	49.1	78.4	52.4	0.0	0.0
	3	4	-58.5	94.2	43.9	60.4	70.3	0.0	0.0
	4	5	-18.6	126.4	47.7	50.4	80.3	0.0	0.0
	5	6	276.6	449.5	45.7	-28.8	172.9	0.0	0.0
12F	1	2	-434.8	-271.2	50.3	170.1	-26.0	0.0	0.0
	2	3	-115.0	26.6	49.4	77.7	53.1	0.0	0.0
	3	4	-59.3	93.3	43.9	60.6	70.1	0.0	0.0
	4	5	-21.7	122.9	47.9	51.3	79.4	0.0	0.0
	5	6	249.4	414.2	49.8	-20.1	164.2	0.0	0.0
11F	1	2	-425.2	-256.2	47.7	166.7	-22.6	0.0	0.0
	2	3	-129.8	7.1	54.9	84.2	50.1	0.0	0.0
	3	4	-51.4	97.3	49.0	60.7	73.5	0.0	0.0
	4	5	-3.6	139.3	51.9	48.3	86.0	0.0	0.0
	5	6	232.6	403.1	46.9	-16.3	160.3	0.0	0.0
10F	1	2	-407.6	-240.3	48.5	162.0	-18.0	0.0	0.0
	2	3	-127.5	10.3	54.4	83.4	50.8	0.0	0.0
	3	4	-53.2	97.5	48.0	61.0	73.3	0.0	0.0
	4	5	-6.8	136.6	51.7	49.1	85.1	0.0	0.0
	5	6	216.7	385.4	47.8	-11.6	155.6	0.0	0.0
9F	1	2	-387.2	-220.2	48.7	156.4	-12.3	0.0	0.0
	2	3	-123.4	16.0	53.6	82.0	52.2	0.0	0.0
	3	4	-54.8	96.6	47.6	61.3	72.9	0.0	0.0
	4	5	-12.7	132.0	51.0	50.5	83.7	0.0	0.0

＊ B フレーム　はり部材応力（固定＋積載）

層名	軸名1	軸名2	G.Ml	G.Mr	G.Mc	G.Ql	G.Qr	G.Nl	G.Nr
9F	5	6	198.0	366.3	48.0	-6.4	150.4	0.0	0.0
8F	1	2	-362.1	-195.8	49.1	149.5	-5.5	0.0	0.0
	2	3	-118.8	22.5	52.7	80.5	53.7	0.0	0.0
	3	4	-56.8	95.7	47.1	61.7	72.5	0.0	0.0
	4	5	-19.3	126.9	50.3	52.2	82.1	0.0	0.0
	5	6	175.6	343.0	48.5	0.0	144.0	0.0	0.0
7F	1	2	-333.4	-167.7	49.3	141.6	2.4	0.0	0.0
	2	3	-113.6	29.8	51.6	78.8	55.5	0.0	0.0
	3	4	-59.3	94.5	46.4	62.2	72.0	0.0	0.0
	4	5	-26.9	121.0	49.4	54.0	80.2	0.0	0.0
	5	6	149.3	316.1	48.8	7.4	136.7	0.0	0.0
6F	1	2	-296.1	-132.1	50.2	131.5	12.5	0.0	0.0
	2	3	-107.5	38.3	50.4	76.7	57.5	0.0	0.0
	3	4	-62.2	92.9	45.8	62.9	71.4	0.0	0.0
	4	5	-35.7	114.0	48.5	56.2	78.0	0.0	0.0
	5	6	116.4	281.3	49.7	16.8	127.3	0.0	0.0
5F	1	2	-282.7	-116.2	48.9	127.4	16.6	0.0	0.0
	2	3	-107.0	43.6	48.0	75.9	58.3	0.0	0.0
	3	4	-64.8	92.6	44.6	63.2	71.0	0.0	0.0
	4	5	-40.4	113.0	46.7	57.0	77.2	0.0	0.0
	5	6	102.4	269.6	48.6	20.4	123.7	0.0	0.0
4F	1	2	-255.1	-87.0	48.1	119.5	24.5	0.0	0.0
	2	3	-104.2	50.3	46.1	74.6	59.6	0.0	0.0
	3	4	-67.9	91.4	43.7	63.9	70.4	0.0	0.0
	4	5	-47.1	109.2	45.2	58.5	75.7	0.0	0.0
	5	6	75.6	244.2	47.9	27.6	116.4	0.0	0.0
3F	1	2	-201.4	-35.8	49.3	105.0	39.1	0.0	0.0
	2	3	-96.9	60.0	44.9	72.2	62.0	0.0	0.0
	3	4	-71.8	88.4	43.2	64.8	69.4	0.0	0.0
	4	5	-57.9	100.4	44.2	61.2	73.0	0.0	0.0
	5	6	27.6	193.6	49.2	41.3	102.7	0.0	0.0
2F	1	2	-150.4	19.8	47.1	90.2	53.9	0.0	0.0
	2	3	-88.8	70.1	43.9	69.7	64.5	0.0	0.0
	3	4	-76.3	85.4	42.5	65.9	68.4	0.0	0.0
	4	5	-69.0	90.7	43.5	64.1	70.1	0.0	0.0
	5	6	-24.5	145.9	47.0	55.2	88.9	0.0	0.0
1F	1	2	-93.2	326.4	234.2	182.3	247.1	0.0	0.0
	2	3	-330.8	276.5	140.4	222.3	207.1	0.0	0.0
	3	4	-279.9	281.6	163.2	214.5	214.9	0.0	0.0
	4	5	-275.3	331.2	140.8	206.9	222.5	0.0	0.0
	5	6	-326.6	92.9	234.2	247.2	182.2	0.0	0.0

＊ B フレーム　はり部材応力（地震力X　正加力）

層名	軸名1	軸名2	G.Ml	G.Mr	G.Mc	G.Ql	G.Qr	G.Nl	G.Nr
14F	1	2	204.2	99.9	52.1	-42.2	42.2	0.0	0.0
	2	3	391.1	342.7	24.2	-101.9	101.9	0.0	0.0
	3	4	289.6	288.8	0.4	-80.3	80.3	0.0	0.0
	4	5	348.2	397.2	-24.5	-103.5	103.5	0.0	0.0
	5	6	94.8	200.8	-53.0	-41.1	41.1	0.0	0.0
13F	1	2	582.6	505.7	38.5	-151.2	151.2	0.0	0.0
	2	3	558.5	545.8	6.4	-153.4	153.4	0.0	0.0
	3	4	525.2	524.9	0.1	-145.8	145.8	0.0	0.0
	4	5	552.2	565.2	-6.5	-155.2	155.2	0.0	0.0
	5	6	500.4	578.1	-38.9	-149.8	149.8	0.0	0.0
12F	1	2	904.3	815.6	44.4	-238.9	238.9	0.0	0.0
	2	3	657.5	651.4	3.0	-181.8	181.8	0.0	0.0
	3	4	634.6	634.3	0.2	-176.2	176.2	0.0	0.0
	4	5	657.6	664.0	-3.2	-183.6	183.6	0.0	0.0
	5	6	810.5	900.1	-44.8	-237.6	237.6	0.0	0.0
11F	1	2	1025.6	870.0	77.8	-263.3	263.3	0.0	0.0
	2	3	981.2	945.2	18.0	-267.6	267.6	0.0	0.0
	3	4	892.9	892.1	0.4	-247.9	247.9	0.0	0.0
	4	5	953.8	990.2	-18.2	-270.0	270.0	0.0	0.0
	5	6	864.1	1021.1	-78.5	-261.8	261.8	0.0	0.0
10F	1	2	1202.6	1046.7	78.0	-312.4	312.4	0.0	0.0

＊ B フレーム　はり部材応力（地震力Ｘ 正加力）

層名	軸名1	軸名2	G.Ml	G.Mr	G.Mc	G.Ql	G.Qr	G.Nl	G.Nr
10F	2	3	1065.8	1043.2	11.3	-292.9	292.9	0.0	0.0
	3	4	998.5	997.8	0.3	-277.3	277.3	0.0	0.0
	4	5	1051.6	1074.6	-11.5	-295.3	295.3	0.0	0.0
	5	6	1041.0	1198.3	-78.6	-311.0	311.0	0.0	0.0
9F	1	2	1424.9	1253.8	85.5	-372.0	372.0	0.0	0.0
	2	3	1144.9	1127.6	8.6	-315.6	315.6	0.0	0.0
	3	4	1082.2	1081.6	0.3	-300.5	300.5	0.0	0.0
	4	5	1135.5	1153.2	-8.8	-317.9	317.9	0.0	0.0
	5	6	1248.3	1420.6	-86.1	-370.7	370.7	0.0	0.0
8F	1	2	1605.7	1426.7	89.5	-421.2	421.2	0.0	0.0
	2	3	1201.9	1191.5	5.2	-332.4	332.4	0.0	0.0
	3	4	1147.1	1146.4	0.3	-318.5	318.5	0.0	0.0
	4	5	1198.9	1209.7	-5.4	-334.5	334.5	0.0	0.0
	5	6	1421.5	1601.6	-90.1	-419.9	419.9	0.0	0.0
7F	1	2	1773.1	1590.0	91.5	-467.1	467.1	0.0	0.0
	2	3	1243.0	1239.2	1.9	-344.7	344.7	0.0	0.0
	3	4	1196.3	1195.7	0.3	-332.2	332.2	0.0	0.0
	4	5	1245.9	1250.2	-2.1	-346.7	346.7	0.0	0.0
	5	6	1585.1	1769.2	-92.1	-465.9	465.9	0.0	0.0
6F	1	2	1950.0	1753.4	98.3	-514.4	514.4	0.0	0.0
	2	3	1268.1	1273.8	-2.9	-353.1	353.1	0.0	0.0
	3	4	1237.1	1236.6	0.3	-343.6	343.6	0.0	0.0
	4	5	1279.8	1274.5	2.7	-354.8	354.8	0.0	0.0
	5	6	1748.9	1946.5	-98.8	-513.3	513.3	0.0	0.0
5F	1	2	2046.3	1891.2	77.6	-546.9	546.9	0.0	0.0
	2	3	1295.5	1305.4	-4.9	-361.2	361.2	0.0	0.0
	3	4	1271.6	1271.3	0.2	-353.2	353.2	0.0	0.0
	4	5	1310.8	1301.3	4.8	-362.8	362.8	0.0	0.0
	5	6	1887.1	2042.9	-77.9	-545.8	545.8	0.0	0.0
4F	1	2	2129.6	2006.8	61.4	-574.5	574.5	0.0	0.0
	2	3	1286.8	1300.6	-6.9	-359.4	359.4	0.0	0.0
	3	4	1274.1	1273.8	0.1	-353.9	353.9	0.0	0.0
	4	5	1305.2	1291.5	6.8	-360.7	360.7	0.0	0.0
	5	6	2003.5	2126.6	-61.6	-573.6	573.6	0.0	0.0
3F	1	2	2242.5	2112.6	65.0	-604.9	604.9	0.0	0.0
	2	3	1241.6	1262.6	-10.5	-347.8	347.8	0.0	0.0
	3	4	1249.9	1249.7	0.1	-347.2	347.2	0.0	0.0
	4	5	1265.8	1244.9	10.4	-348.7	348.7	0.0	0.0
	5	6	2110.1	2240.4	-65.1	-604.2	604.2	0.0	0.0
2F	1	2	2020.9	1919.3	50.8	-547.3	547.3	0.0	0.0
	2	3	1051.7	1083.3	-15.8	-296.5	296.5	0.0	0.0
	3	4	1092.9	1092.8	0.1	-303.6	303.6	0.0	0.0
	4	5	1085.1	1053.5	15.8	-297.0	297.0	0.0	0.0
	5	6	1918.0	2019.7	-50.9	-546.9	546.9	0.0	0.0
1F	1	2	1983.7	1429.7	277.0	-474.1	474.1	0.0	0.0
	2	3	1058.1	1089.0	-15.4	-298.2	298.2	0.0	0.0
	3	4	1111.0	1111.1	-0.1	-308.6	308.6	0.0	0.0
	4	5	1089.2	1058.2	15.5	-298.3	298.3	0.0	0.0
	5	6	1429.6	1983.4	-276.9	-474.0	474.0	0.0	0.0

＊ B フレーム　はり部材応力（地震力Ｘ 負加力）

層名	軸名1	軸名2	G.Ml	G.Mr	G.Mc	G.Ql	G.Qr	G.Nl	G.Nr
14F	1	2	-204.2	-99.9	-52.1	42.2	-42.2	0.0	0.0
	2	3	-391.1	-342.7	-24.2	101.9	-101.9	0.0	0.0
	3	4	-289.6	-288.8	-0.4	80.3	-80.3	0.0	0.0
	4	5	-348.2	-397.2	24.5	103.5	-103.5	0.0	0.0
	5	6	-94.8	-200.8	53.0	41.1	-41.1	0.0	0.0
13F	1	2	-582.6	-505.7	-38.5	151.2	-151.2	0.0	0.0
	2	3	-558.5	-545.8	-6.4	153.4	-153.4	0.0	0.0
	3	4	-525.2	-524.9	-0.1	145.8	-145.8	0.0	0.0
	4	5	-552.2	-565.2	6.5	155.2	-155.2	0.0	0.0
	5	6	-500.4	-578.1	38.9	149.8	-149.8	0.0	0.0
12F	1	2	-904.3	-815.6	-44.4	238.9	-238.9	0.0	0.0
	2	3	-657.5	-651.4	-3.0	181.8	-181.8	0.0	0.0
	3	4	-634.6	-634.3	-0.2	176.2	-176.2	0.0	0.0

＊ B フレーム　はり部材応力（地震力Ｘ 負加力）

層名	軸名1	軸名2	G.Ml	G.Mr	G.Mc	G.Ql	G.Qr	G.Nl	G.Nr
12F	4	5	-657.6	-664.0	3.2	183.6	-183.6	0.0	0.0
	5	6	-810.5	-900.1	44.8	237.6	-237.6	0.0	0.0
11F	1	2	-1025.6	-870.0	-77.8	263.3	-263.3	0.0	0.0
	2	3	-981.2	-945.2	-18.0	267.6	-267.6	0.0	0.0
	3	4	-892.9	-892.1	-0.4	247.9	-247.9	0.0	0.0
	4	5	-953.8	-990.2	18.2	270.0	-270.0	0.0	0.0
	5	6	-864.1	-1021.1	78.5	261.8	-261.8	0.0	0.0
10F	1	2	-1202.6	-1046.7	-78.0	312.4	-312.4	0.0	0.0
	2	3	-1065.8	-1043.2	-11.3	292.9	-292.9	0.0	0.0
	3	4	-998.5	-997.8	-0.3	277.3	-277.3	0.0	0.0
	4	5	-1051.6	-1074.6	11.5	295.3	-295.3	0.0	0.0
	5	6	-1041.0	-1198.3	78.6	311.0	-311.0	0.0	0.0
9F	1	2	-1424.9	-1253.8	-85.5	372.0	-372.0	0.0	0.0
	2	3	-1144.9	-1127.6	-8.6	315.6	-315.6	0.0	0.0
	3	4	-1082.2	-1081.6	-0.3	300.5	-300.5	0.0	0.0
	4	5	-1135.5	-1153.2	8.8	317.9	-317.9	0.0	0.0
	5	6	-1248.3	-1420.6	86.1	370.7	-370.7	0.0	0.0
8F	1	2	-1605.7	-1426.7	-89.5	421.2	-421.2	0.0	0.0
	2	3	-1201.9	-1191.5	-5.2	332.4	-332.4	0.0	0.0
	3	4	-1147.1	-1146.4	-0.3	318.5	-318.5	0.0	0.0
	4	5	-1198.9	-1209.7	5.4	334.5	-334.5	0.0	0.0
	5	6	-1421.5	-1601.6	90.1	419.9	-419.9	0.0	0.0
7F	1	2	-1773.1	-1590.0	-91.5	467.1	-467.1	0.0	0.0
	2	3	-1243.0	-1239.2	-1.9	344.7	-344.7	0.0	0.0
	3	4	-1196.3	-1195.7	-0.3	332.2	-332.2	0.0	0.0
	4	5	-1245.9	-1250.2	2.1	346.7	-346.7	0.0	0.0
	5	6	-1585.1	-1769.2	92.1	465.9	-465.9	0.0	0.0
6F	1	2	-1950.0	-1753.4	-98.3	514.4	-514.4	0.0	0.0
	2	3	-1268.1	-1273.8	2.9	353.1	-353.1	0.0	0.0
	3	4	-1237.1	-1236.6	-0.3	343.6	-343.6	0.0	0.0
	4	5	-1279.8	-1274.5	-2.7	354.8	-354.8	0.0	0.0
	5	6	-1748.9	-1946.5	98.8	513.3	-513.3	0.0	0.0
5F	1	2	-2046.3	-1891.2	-77.6	546.9	-546.9	0.0	0.0
	2	3	-1295.5	-1305.4	4.9	361.2	-361.2	0.0	0.0
	3	4	-1271.6	-1271.3	-0.2	353.2	-353.2	0.0	0.0
	4	5	-1310.8	-1301.3	-4.8	362.8	-362.8	0.0	0.0
	5	6	-1887.1	-2042.9	77.9	545.8	-545.8	0.0	0.0
4F	1	2	-2129.6	-2006.8	-61.4	574.5	-574.5	0.0	0.0
	2	3	-1286.8	-1300.6	6.9	359.4	-359.4	0.0	0.0
	3	4	-1274.1	-1273.8	-0.1	353.9	-353.9	0.0	0.0
	4	5	-1305.2	-1291.5	-6.8	360.7	-360.7	0.0	0.0
	5	6	-2003.5	-2126.6	61.6	573.6	-573.6	0.0	0.0
3F	1	2	-2242.5	-2112.6	-65.0	604.9	-604.9	0.0	0.0
	2	3	-1241.6	-1262.6	10.5	347.8	-347.8	0.0	0.0
	3	4	-1249.9	-1249.7	-0.1	347.2	-347.2	0.0	0.0
	4	5	-1265.8	-1244.9	-10.4	348.7	-348.7	0.0	0.0
	5	6	-2110.1	-2240.4	65.1	604.2	-604.2	0.0	0.0
2F	1	2	-2020.9	-1919.3	-50.8	547.3	-547.3	0.0	0.0
	2	3	-1051.7	-1083.3	15.8	296.5	-296.5	0.0	0.0
	3	4	-1092.9	-1092.8	-0.1	303.6	-303.6	0.0	0.0
	4	5	-1085.1	-1053.5	-15.8	297.0	-297.0	0.0	0.0
	5	6	-1918.0	-2019.7	50.9	546.9	-546.9	0.0	0.0
1F	1	2	-1983.7	-1429.7	-277.0	474.1	-474.1	0.0	0.0
	2	3	-1058.1	-1089.0	15.4	298.2	-298.2	0.0	0.0
	3	4	-1111.0	-1111.1	0.1	308.6	-308.6	0.0	0.0
	4	5	-1089.2	-1058.2	-15.5	298.3	-298.3	0.0	0.0
	5	6	-1429.6	-1983.4	276.9	474.0	-474.0	0.0	0.0

＊ B フレーム　柱部材応力（固定＋積載）

層名1	層名2	軸名	C.Mt	C.Mb	C.Mc	C.Qt	C.Qb	C.Nt	C.Nb
13F	14F	1	341.2	254.8	-43.2	-149.0	149.0	-477.0	477.0
		2	275.8	217.7	-29.0	-123.4	123.4	-708.8	708.8
		3	22.2	19.5	-1.3	-10.4	10.4	-748.4	748.4
		4	-51.7	-44.0	3.9	23.9	-23.9	-749.1	749.1
		5	-266.4	-210.7	27.9	119.3	-119.3	-706.3	706.3

＊ B フレーム　柱部材応力（固定＋積載）

層名1	層名2	軸名	C.Mt	C.Mb	C.Mc	C.Qt	C.Qb	C.Nt	C.Nb
13F	14F	6	-326.8	-243.8	41.5	142.6	-142.6	-472.2	472.2
12F	13F	1	215.8	201.8	-7.0	-104.4	104.4	-902.7	902.7
		2	199.0	180.6	-9.2	-94.9	94.9	-1203.8	1203.8
		3	14.7	15.3	0.3	-7.5	7.5	-1329.2	1329.2
		4	-31.6	-34.1	-1.3	16.4	-16.4	-1312.4	1312.4
		5	-192.3	-174.6	8.9	91.7	-91.7	-1182.3	1182.3
		6	-205.7	-192.8	6.5	99.6	-99.6	-891.4	891.4
11F	12F	1	233.0	208.1	-12.5	-109.6	109.6	-1327.5	1327.5
		2	205.5	187.1	-9.2	-97.6	97.6	-1719.5	1719.5
		3	17.4	20.9	1.7	-9.5	9.5	-1923.8	1923.8
		4	-37.5	-45.3	-3.9	20.6	-20.6	-1890.0	1890.0
		5	-197.7	-180.9	8.4	94.1	-94.1	-1679.5	1679.5
		6	-221.4	-198.2	11.6	104.2	-104.2	-1309.8	1309.8
10F	11F	1	217.2	198.5	-9.3	-103.9	103.9	-1748.6	1748.6
		2	199.0	180.4	-9.3	-94.8	94.8	-2246.3	2246.3
		3	23.4	22.6	-0.4	-11.5	11.5	-2516.6	2516.6
		4	-48.4	-47.6	0.4	24.0	-24.0	-2469.1	2469.1
		5	-191.0	-173.5	8.7	91.1	-91.1	-2188.5	2188.5
		6	-204.9	-187.7	8.6	98.2	-98.2	-1724.1	1724.1
9F	10F	1	209.2	189.9	-9.6	-99.8	99.8	-2167.0	2167.0
		2	187.4	169.6	-8.9	-89.2	89.2	-2779.1	2779.1
		3	20.3	20.3	0.0	-10.2	10.2	-3112.8	3112.8
		4	-43.2	-43.6	-0.2	21.7	-21.7	-3051.7	3051.7
		5	-179.8	-162.8	8.5	85.7	-85.7	-2704.0	2704.0
		6	-197.7	-179.6	9.0	94.3	-94.3	-2135.7	2135.7
8F	9F	1	197.3	178.6	-9.3	-94.0	94.0	-2581.8	2581.8
		2	174.0	156.5	-8.7	-82.6	82.6	-3317.9	3317.9
		3	18.5	18.2	-0.1	-9.2	9.2	-3712.7	3712.7
		4	-40.4	-40.2	0.1	20.1	-20.1	-3637.8	3637.8
		5	-167.2	-150.5	8.3	79.4	-79.4	-3225.6	3225.6
		6	-186.7	-169.2	8.8	89.0	-89.0	-2544.1	2544.1
7F	8F	1	183.5	164.9	-9.3	-87.1	87.1	-2991.2	2991.2
		2	158.1	141.1	-8.5	-74.8	74.8	-3858.4	3858.4
		3	16.1	15.7	-0.2	-8.0	8.0	-4310.7	4310.7
		4	-36.3	-35.9	0.2	18.1	-18.1	-4219.1	4219.1
		5	-151.9	-135.8	8.0	71.9	-71.9	-3745.8	3745.8
		6	-173.8	-156.5	8.6	82.6	-82.6	-2947.9	2947.9
6F	7F	1	168.5	151.8	-8.3	-80.1	80.1	-3395.7	3395.7
		2	140.2	124.4	-7.9	-66.2	66.2	-4408.1	4408.1
		3	13.8	13.2	-0.3	-6.8	6.8	-4914.4	4914.4
		4	-31.7	-31.2	0.2	15.7	-15.7	-4806.0	4806.0
		5	-134.5	-119.5	7.5	63.5	-63.5	-4275.5	4275.5
		6	-159.6	-144.1	7.7	75.9	-75.9	-3347.2	3347.2
5F	6F	1	144.3	122.7	-10.8	-66.3	66.3	-3795.6	3795.6
		2	115.3	97.7	-8.8	-52.9	52.9	-4975.5	4975.5
		3	10.7	9.8	-0.5	-5.1	5.1	-5531.3	5531.3
		4	-26.0	-24.3	0.8	12.5	-12.5	-5405.8	5405.8
		5	-110.9	-94.3	8.3	51.0	-51.0	-4823.0	4823.0
		6	-137.2	-117.0	10.1	63.2	-63.2	-3742.8	3742.8
4F	5F	1	160.1	135.6	-12.3	-73.9	73.9	-4193.5	4193.5
		2	125.6	105.1	-10.2	-57.7	57.7	-5539.4	5539.4
		3	11.4	9.9	-0.7	-5.3	5.3	-6141.7	6141.7
		4	-27.9	-25.7	1.1	13.4	-13.4	-5995.3	5995.3
		5	-121.0	-102.1	9.5	55.8	-55.8	-5363.3	5363.3
		6	-152.6	-130.1	11.3	70.7	-70.7	-4136.9	4136.9
3F	4F	1	119.6	107.9	-5.8	-56.9	56.9	-4588.8	4588.8
		2	86.1	73.0	-6.6	-39.8	39.8	-6114.9	6114.9
		3	7.7	6.8	-0.4	-3.6	3.6	-6759.5	6759.5
		4	-18.6	-18.2	0.2	9.2	-9.2	-6592.4	6592.4
		5	-82.7	-71.1	5.8	38.5	-38.5	-5916.2	5916.2
		6	-114.1	-104.3	4.9	54.6	-54.6	-4529.1	4529.1
2F	3F	1	93.5	74.4	-9.6	-42.0	42.0	-4977.4	4977.4
		2	59.6	48.4	-5.6	-27.0	27.0	-6723.1	6723.1
		3	5.0	3.2	-0.9	-2.0	2.0	-7402.6	7402.6
		4	-12.3	-10.7	0.8	5.7	-5.7	-7215.8	7215.8

＊ B ﾌﾚｰﾑ　柱部材応力（固定＋積載）

層名1	層名2	軸名	C.Mt	C.Mb	C.Mc	C.Qt	C.Qb	C.Nt	C.Nb
2F	3F	5	-56.8	-47.3	4.8	26.0	-26.0	-6503.2	6503.2
		6	-89.3	-72.2	8.6	40.4	-40.4	-4915.5	4915.5
1F	2F	1	76.0	93.2	8.6	-37.6	37.6	-5357.9	5357.9
		2	20.7	4.5	-8.1	-5.6	5.6	-7356.9	7356.9
		3	3.0	3.5	0.2	-1.4	1.4	-8064.0	8064.0
		4	-5.7	-6.3	-0.3	2.7	-2.7	-7858.1	7858.1
		5	-18.9	-4.5	7.2	5.2	-5.2	-7117.3	7117.3
		6	-73.7	-92.9	-9.6	37.0	-37.0	-5294.8	5294.8

＊ B ﾌﾚｰﾑ　柱部材応力（地震力X 正加力）

層名1	層名2	軸名	C.Mt	C.Mb	C.Mc	C.Qt	C.Qb	C.Nt	C.Nb
13F	14F	1	-204.2	-81.4	61.4	71.4	-71.4	19.3	-19.3
		2	-491.0	-318.5	86.2	202.4	-202.4	68.4	-68.4
		3	-632.3	-453.2	89.6	271.4	-271.4	-20.9	20.9
		4	-637.0	-456.9	90.1	273.5	-273.5	18.6	-18.6
		5	-492.0	-319.3	86.4	202.8	-202.8	-67.4	67.4
		6	-200.8	-78.9	61.0	69.9	-69.9	-18.2	18.2
12F	13F	1	-501.3	-357.0	72.1	214.6	-214.6	143.2	-143.2
		2	-745.8	-585.9	79.9	332.9	-332.9	82.1	-82.1
		3	-617.8	-552.6	32.6	292.6	-292.6	-27.4	27.4
		4	-620.2	-555.3	32.5	293.9	-293.9	22.0	-22.0
		5	-746.3	-586.4	80.0	333.2	-333.2	-78.9	78.9
		6	-499.2	-355.1	72.0	213.6	-213.6	-140.8	140.8
11F	12F	1	-547.3	-452.6	47.4	248.4	-248.4	355.9	-355.9
		2	-887.1	-813.4	36.9	422.5	-422.5	36.1	-36.1
		3	-733.4	-833.8	-50.2	389.4	-389.4	-31.9	31.9
		4	-736.5	-837.6	-50.5	391.1	-391.1	23.6	-23.6
		5	-888.1	-814.6	36.7	423.0	-423.0	-30.7	30.7
		6	-545.0	-450.4	47.3	247.3	-247.3	-352.4	352.4
10F	11F	1	-573.1	-485.1	44.0	264.5	-264.5	592.9	-592.9
		2	-1037.8	-914.0	61.9	488.0	-488.0	51.0	-51.0
		3	-1004.3	-964.6	19.8	492.2	-492.2	-50.7	50.7
		4	-1008.3	-968.6	19.9	494.2	-494.2	40.1	-40.1
		5	-1039.7	-915.6	62.0	488.8	-488.8	-44.1	44.1
		6	-570.7	-483.0	43.9	263.4	-263.4	-588.1	588.1
9F	10F	1	-717.5	-606.0	55.7	330.9	-330.9	879.1	-879.1
		2	-1198.5	-1061.2	68.6	564.9	-564.9	41.9	-41.9
		3	-1077.1	-1052.0	12.6	532.3	-532.3	-65.6	65.6
		4	-1080.7	-1055.7	12.5	534.1	-534.1	52.9	-52.9
		5	-1200.0	-1062.6	68.7	565.7	-565.7	-33.5	33.5
		6	-715.2	-604.0	55.6	329.8	-329.8	-873.1	873.1
8F	9F	1	-818.8	-718.9	50.0	384.4	-384.4	1225.2	-1225.2
		2	-1337.5	-1203.3	67.1	635.2	-635.2	-4.0	4.0
		3	-1157.9	-1145.9	6.0	576.0	-576.0	-80.0	80.0
		4	-1161.4	-1149.5	6.0	577.7	-577.7	65.1	-65.1
		5	-1339.0	-1204.6	67.2	635.9	-635.9	14.0	-14.0
		6	-816.6	-716.9	49.9	383.4	-383.4	-1218.0	1218.0
7F	8F	1	-886.9	-793.3	46.8	420.0	-420.0	1620.9	-1620.9
		2	-1425.3	-1292.9	66.2	679.5	-679.5	-74.4	74.4
		3	-1192.6	-1190.7	1.0	595.8	-595.8	-91.7	91.7
		4	-1195.9	-1194.0	1.0	597.5	-597.5	73.1	-73.1
		5	-1426.6	-1294.0	66.3	680.2	-680.2	87.8	-87.8
		6	-884.8	-791.4	46.7	419.0	-419.0	-1612.6	1612.6
6F	7F	1	-979.8	-881.9	48.9	465.4	-465.4	2063.9	-2063.9
		2	-1540.2	-1409.1	65.6	737.3	-737.3	-177.6	177.6
		3	-1244.7	-1248.9	-2.1	623.4	-623.4	-101.9	101.9
		4	-1247.7	-1251.9	-2.1	624.9	-624.9	79.7	-79.7
		5	-1541.3	-1410.0	65.6	737.8	-737.8	194.5	-194.5
		6	-977.9	-880.2	48.9	464.5	-464.5	-2054.6	2054.6
5F	6F	1	-1068.1	-1044.6	11.7	524.9	-524.9	2556.4	-2556.4
		2	-1612.5	-1519.2	46.6	778.1	-778.1	-320.6	320.6
		3	-1262.1	-1316.0	-27.0	640.5	-640.5	-109.2	109.2
		4	-1264.6	-1318.3	-26.9	641.7	-641.7	83.7	-83.7
		5	-1613.3	-1520.0	46.7	778.5	-778.5	340.6	-340.6
		6	-1066.3	-1043.1	11.6	524.1	-524.1	-2546.2	2546.2

＊ B フレーム　柱部材応力（地震力X 正加力）

層名1	層名2	軸名	C.Mt	C.Mb	C.Mc	C.Qt	C.Qb	C.Nt	C.Nb
4F	5F	1	-1001.7	-995.6	3.0	499.3	-499.3	3083.2	-3083.2
		2	-1667.5	-1581.9	42.8	812.3	-812.3	-470.4	470.4
		3	-1261.1	-1319.4	-29.1	645.1	-645.1	-112.0	112.0
		4	-1263.8	-1321.8	-29.0	646.4	-646.4	80.2	-80.2
		5	-1668.4	-1582.6	42.9	812.8	-812.8	496.8	-496.8
		6	-999.8	-994.0	2.9	498.5	-498.5	-3072.1	3072.1
3F	4F	1	-1133.9	-1105.1	14.4	559.8	-559.8	3640.8	-3640.8
		2	-1711.8	-1661.1	25.3	843.2	-843.2	-649.3	649.3
		3	-1255.3	-1340.7	-42.7	649.0	-649.0	-112.1	112.1
		4	-1257.2	-1342.4	-42.6	649.9	-649.9	74.1	-74.1
		5	-1712.4	-1661.6	25.4	843.5	-843.5	682.1	-682.1
		6	-1132.6	-1103.9	14.3	559.1	-559.1	-3629.0	3629.0
2F	3F	1	-1137.4	-1304.9	-83.8	610.6	-610.6	4233.8	-4233.8
		2	-1693.1	-1792.5	-49.7	871.4	-871.4	-875.6	875.6
		3	-1171.8	-1389.4	-108.8	640.3	-640.3	-107.6	107.6
		4	-1173.1	-1390.6	-108.8	640.9	-640.9	65.1	-65.1
		5	-1693.5	-1792.8	-49.6	871.6	-871.6	913.3	-913.3
		6	-1136.4	-1304.1	-83.8	610.1	-610.1	-4221.5	4221.5
1F	2F	1	-716.0	-1983.7	-633.8	599.9	-599.9	4775.3	-4775.3
		2	-1178.6	-2487.7	-654.6	814.7	-814.7	-1105.0	1105.0
		3	-786.8	-2199.9	-706.6	663.7	-663.7	-96.4	96.4
		4	-787.4	-2200.3	-706.5	663.9	-663.9	51.4	-51.4
		5	-1178.7	-2487.8	-654.6	814.8	-814.8	1145.6	-1145.6
		6	-715.6	-1983.4	-633.9	599.8	-599.8	-4762.7	4762.7

＊ B フレーム　柱部材応力（地震力X 負加力）

層名1	層名2	軸名	C.Mt	C.Mb	C.Mc	C.Qt	C.Qb	C.Nt	C.Nb
13F	14F	1	204.2	81.4	-61.4	-71.4	71.4	-19.3	19.3
		2	491.0	318.5	-86.2	-202.4	202.4	-68.4	68.4
		3	632.3	453.2	-89.6	-271.4	271.4	20.9	-20.9
		4	637.0	456.9	-90.1	-273.5	273.5	-18.6	18.6
		5	492.0	319.3	-86.4	-202.8	202.8	67.4	-67.4
		6	200.8	78.9	-61.0	-69.9	69.9	18.2	-18.2
12F	13F	1	501.3	357.0	-72.1	-214.6	214.6	-143.2	143.2
		2	745.8	585.9	-79.9	-332.9	332.9	-82.1	82.1
		3	617.8	552.6	-32.6	-292.6	292.6	27.4	-27.4
		4	620.2	555.3	-32.5	-293.9	293.9	-22.0	22.0
		5	746.3	586.4	-80.0	-333.2	333.2	78.9	-78.9
		6	499.2	355.1	-72.0	-213.6	213.6	140.8	-140.8
11F	12F	1	547.3	452.6	-47.4	-248.4	248.4	-355.9	355.9
		2	887.1	813.4	-36.9	-422.5	422.5	-36.1	36.1
		3	733.4	833.8	50.2	-389.4	389.4	31.9	-31.9
		4	736.5	837.6	50.5	-391.1	391.1	-23.6	23.6
		5	888.1	814.6	-36.7	-423.0	423.0	30.7	-30.7
		6	545.0	450.4	-47.3	-247.3	247.3	352.4	-352.4
10F	11F	1	573.1	485.1	-44.0	-264.5	264.5	-592.9	592.9
		2	1037.8	914.0	-61.9	-488.0	488.0	-51.0	51.0
		3	1004.3	964.6	-19.8	-492.2	492.2	50.7	-50.7
		4	1008.3	968.6	-19.9	-494.2	494.2	-40.1	40.1
		5	1039.7	915.6	-62.0	-488.8	488.8	44.1	-44.1
		6	570.7	483.0	-43.9	-263.4	263.4	588.1	-588.1
9F	10F	1	717.5	606.0	-55.7	-330.9	330.9	-879.1	879.1
		2	1198.5	1061.2	-68.6	-564.9	564.9	-41.9	41.9
		3	1077.1	1052.0	-12.6	-532.3	532.3	65.6	-65.6
		4	1080.7	1055.7	-12.5	-534.1	534.1	-52.9	52.9
		5	1200.0	1062.6	-68.7	-565.7	565.7	33.5	-33.5
		6	715.2	604.0	-55.6	-329.8	329.8	873.1	-873.1
8F	9F	1	818.8	718.9	-50.0	-384.4	384.4	-1225.2	1225.2
		2	1337.5	1203.3	-67.1	-635.2	635.2	4.0	-4.0
		3	1157.9	1145.9	-6.0	-576.0	576.0	80.0	-80.0
		4	1161.4	1149.5	-6.0	-577.7	577.7	-65.1	65.1
		5	1339.0	1204.6	-67.2	-635.9	635.9	-14.0	14.0
		6	816.6	716.9	-49.9	-383.4	383.4	1218.0	-1218.0
7F	8F	1	886.9	793.3	-46.8	-420.0	420.0	-1620.9	1620.9
		2	1425.3	1292.9	-66.2	-679.5	679.5	74.4	-74.4

＊ B フレーム　柱部材応力（地震力X 負加力）

層名1	層名2	軸名	C.Mt	C.Mb	C.Mc	C.Qt	C.Qb	C.Nt	C.Nb
7F	8F	3	1192.6	1190.7	-1.0	-595.8	595.8	91.7	-91.7
		4	1195.9	1194.0	-1.0	-597.5	597.5	-73.1	73.1
		5	1426.6	1294.0	-66.3	-680.2	680.2	-87.8	87.8
		6	884.8	791.4	-46.7	-419.0	419.0	1612.6	-1612.6
6F	7F	1	979.8	881.9	-48.9	-465.4	465.4	-2063.9	2063.9
		2	1540.2	1409.1	-65.6	-737.3	737.3	177.6	-177.6
		3	1244.7	1248.9	2.1	-623.4	623.4	101.9	-101.9
		4	1247.7	1251.9	2.1	-624.9	624.9	-79.7	79.7
		5	1541.3	1410.0	-65.6	-737.8	737.8	-194.5	194.5
		6	977.9	880.2	-48.9	-464.5	464.5	2054.6	-2054.6
5F	6F	1	1068.1	1044.6	-11.7	-524.9	524.9	-2556.4	2556.4
		2	1612.5	1519.2	-46.6	-778.1	778.1	320.6	-320.6
		3	1262.1	1316.0	27.0	-640.5	640.5	109.2	-109.2
		4	1264.6	1318.3	26.9	-641.7	641.7	-83.7	83.7
		5	1613.3	1520.0	-46.7	-778.5	778.5	-340.6	340.6
		6	1066.3	1043.1	-11.6	-524.1	524.1	2546.2	-2546.2
4F	5F	1	1001.7	995.6	-3.0	-499.3	499.3	-3083.2	3083.2
		2	1667.5	1581.9	-42.8	-812.3	812.3	470.4	-470.4
		3	1261.1	1319.4	29.1	-645.1	645.1	112.0	-112.0
		4	1263.8	1321.8	29.0	-646.4	646.4	-80.2	80.2
		5	1668.4	1582.6	-42.9	-812.8	812.8	-496.8	496.8
		6	999.8	994.0	-2.9	-498.5	498.5	3072.1	-3072.1
3F	4F	1	1133.9	1105.1	-14.4	-559.8	559.8	-3640.8	3640.8
		2	1711.8	1661.1	-25.3	-843.2	843.2	649.3	-649.3
		3	1255.3	1340.7	42.7	-649.0	649.0	112.1	-112.1
		4	1257.2	1342.4	42.6	-649.9	649.9	-74.1	74.1
		5	1712.4	1661.6	-25.4	-843.5	843.5	-682.1	682.1
		6	1132.6	1103.9	-14.3	-559.1	559.1	3629.0	-3629.0
2F	3F	1	1137.4	1304.9	83.8	-610.6	610.6	-4233.8	4233.8
		2	1693.1	1792.5	49.7	-871.4	871.4	875.6	-875.6
		3	1171.8	1389.4	108.8	-640.3	640.3	107.6	-107.6
		4	1173.1	1390.6	108.8	-640.9	640.9	-65.1	65.1
		5	1693.5	1792.8	49.6	-871.6	871.6	-913.3	913.3
		6	1136.4	1304.1	83.8	-610.1	610.1	4221.5	-4221.5
1F	2F	1	716.0	1983.7	633.8	-599.9	599.9	-4775.3	4775.3
		2	1178.6	2487.7	654.6	-814.7	814.7	1105.0	-1105.0
		3	786.8	2199.9	706.6	-663.7	663.7	96.4	-96.4
		4	787.4	2200.3	706.5	-663.9	663.9	-51.4	51.4
		5	1178.7	2487.8	654.6	-814.8	814.8	-1145.6	1145.6
		6	715.6	1983.4	633.9	-599.8	599.8	4762.7	-4762.7

==========

＊ C フレーム　はり部材応力（固定＋積載）

層名	軸名1	軸名2	G.Ml	G.Mr	G.Mc	G.Ql	G.Qr	G.Nl	G.Nr
14F	1	2	-76.3	12.0	35.8	52.7	34.8	0.0	0.0
	2	3	-62.2	27.8	34.9	48.5	39.0	0.0	0.0
	3	4	-24.5	71.3	32.0	37.2	50.2	0.0	0.0
	4	5	-33.5	71.0	27.7	38.5	49.0	0.0	0.0
	5	6	-35.3	58.1	33.2	40.6	46.9	0.0	0.0
13F	1	2	-75.2	-37.3	4.0	28.4	-2.8	0.0	0.0
	2	3	-65.5	30.4	35.6	50.6	40.9	0.0	0.0
	3	4	-25.1	75.7	33.1	38.7	52.8	0.0	0.0
	4	5	1.7	34.6	6.5	7.7	17.8	0.0	0.0
	5	6	21.9	55.3	6.3	2.1	23.5	0.0	0.0
12F	1	2	-66.3	-33.0	6.3	26.6	-1.0	0.0	0.0
	2	3	-67.0	30.0	35.0	50.9	40.6	0.0	0.0
	3	4	-25.3	75.6	33.1	38.8	52.7	0.0	0.0
	4	5	1.4	34.3	6.5	7.8	17.7	0.0	0.0
	5	6	17.1	47.4	7.8	3.8	21.7	0.0	0.0
11F	1	2	-84.9	-47.0	6.1	32.2	-4.4	0.0	0.0
	2	3	-66.4	22.0	41.4	53.1	40.7	0.0	0.0

＊ C ﾌﾚｰﾑ　はり部材応力（固定＋積載）

層名	軸名1	軸名2	G.Ml	G.Mr	G.Mc	G.Ql	G.Qr	G.Nl	G.Nr
11F	3	4	-15.8	81.4	37.0	37.8	56.0	0.0	0.0
	4	5	3.6	39.6	7.0	7.9	19.9	0.0	0.0
	5	6	23.8	58.4	7.8	2.5	25.3	0.0	0.0
10F	1	2	-82.6	-44.7	6.1	31.6	-3.8	0.0	0.0
	2	3	-67.2	23.4	40.3	53.0	40.8	0.0	0.0
	3	4	-17.4	80.8	36.5	38.1	55.7	0.0	0.0
	4	5	3.1	39.4	6.9	8.0	19.8	0.0	0.0
	5	6	22.3	56.5	7.9	3.0	24.8	0.0	0.0
9F	1	2	-75.9	-38.3	6.2	29.8	-1.9	0.0	0.0
	2	3	-65.3	26.4	39.7	52.3	41.5	0.0	0.0
	3	4	-20.7	78.1	36.2	38.9	54.9	0.0	0.0
	4	5	0.7	37.2	6.8	8.6	19.2	0.0	0.0
	5	6	18.5	52.3	8.1	4.1	23.7	0.0	0.0
8F	1	2	-71.0	-33.6	6.4	28.4	-0.6	0.0	0.0
	2	3	-65.1	29.5	38.3	51.8	41.9	0.0	0.0
	3	4	-23.8	76.9	35.3	39.5	54.3	0.0	0.0
	4	5	-0.5	35.9	6.9	9.0	18.8	0.0	0.0
	5	6	15.9	49.6	8.2	4.8	23.0	0.0	0.0
7F	1	2	-66.2	-29.1	6.5	27.1	0.7	0.0	0.0
	2	3	-64.9	32.3	37.0	51.4	42.4	0.0	0.0
	3	4	-26.8	75.5	34.4	40.1	53.6	0.0	0.0
	4	5	-1.8	34.4	7.0	9.4	18.4	0.0	0.0
	5	6	13.2	46.8	8.2	5.6	22.2	0.0	0.0
6F	1	2	-56.7	-20.0	6.7	24.6	3.3	0.0	0.0
	2	3	-61.4	37.0	36.4	50.3	43.5	0.0	0.0
	3	4	-32.1	70.8	34.1	41.5	52.3	0.0	0.0
	4	5	-5.6	30.8	6.8	10.4	17.4	0.0	0.0
	5	6	8.2	41.1	8.6	7.1	20.8	0.0	0.0
5F	1	2	-54.4	-18.5	7.1	24.0	3.8	0.0	0.0
	2	3	-64.3	39.3	33.8	50.4	43.4	0.0	0.0
	3	4	-34.2	72.2	32.4	41.6	52.2	0.0	0.0
	4	5	-4.6	31.0	7.3	10.2	17.6	0.0	0.0
	5	6	7.2	40.4	8.4	7.3	20.5	0.0	0.0
4F	1	2	-50.0	-14.7	7.4	22.9	4.9	0.0	0.0
	2	3	-65.3	41.8	32.0	50.1	43.6	0.0	0.0
	3	4	-37.2	71.6	31.2	42.1	51.7	0.0	0.0
	4	5	-5.0	30.0	7.6	10.4	17.4	0.0	0.0
	5	6	4.6	37.9	8.4	8.0	19.8	0.0	0.0
3F	1	2	-38.4	-3.7	7.7	19.8	8.1	0.0	0.0
	2	3	-61.2	46.9	31.6	48.9	44.9	0.0	0.0
	3	4	-43.5	65.7	31.0	43.8	50.0	0.0	0.0
	4	5	-9.7	25.4	7.5	11.7	16.1	0.0	0.0
	5	6	-2.3	30.4	8.7	10.0	17.8	0.0	0.0
2F	1	2	-29.2	8.7	7.3	17.4	11.7	0.0	0.0
	2	3	-56.1	53.7	31.8	47.9	47.2	0.0	0.0
	3	4	-51.8	59.3	31.2	46.5	48.6	0.0	0.0
	4	5	-16.0	20.8	7.8	13.9	15.2	0.0	0.0
	5	6	-9.4	25.8	8.6	12.3	16.8	0.0	0.0
1F	1	2	-31.0	268.0	199.0	144.7	210.5	0.0	0.0
	2	3	-274.9	217.4	102.4	185.6	169.6	0.0	0.0
	3	4	-217.9	226.7	126.2	176.4	178.9	0.0	0.0
	4	5	-213.9	271.2	106.0	169.7	185.6	0.0	0.0
	5	6	-273.2	30.7	196.5	211.3	143.9	0.0	0.0

＊ C ﾌﾚｰﾑ　はり部材応力（地震力X 正加力）

層名	軸名1	軸名2	G.Ml	G.Mr	G.Mc	G.Ql	G.Qr	G.Nl	G.Nr
14F	1	2	85.0	57.0	14.0	-19.7	19.7	0.0	0.0
	2	3	125.1	114.9	5.1	-33.3	33.3	0.0	0.0
	3	4	104.4	97.2	3.6	-28.0	28.0	0.0	0.0
	4	5	128.6	141.9	-6.7	-37.6	37.6	0.0	0.0
	5	6	38.8	75.4	-18.3	-15.9	15.9	0.0	0.0
13F	1	2	153.2	132.1	10.5	-39.6	39.6	0.0	0.0
	2	3	235.0	223.7	5.7	-63.7	63.7	0.0	0.0
	3	4	225.6	232.8	-3.6	-63.7	63.7	0.0	0.0
	4	5	181.3	188.9	-3.8	-51.4	51.4	0.0	0.0

＊ C フレーム　はり部材応力（地震力Ｘ 正加力）

層名	軸名1	軸名2	G.Ml	G.Mr	G.Mc	G.Ql	G.Qr	G.Nl	G.Nr
13F	5	6	133.0	147.6	-7.3	-39.0	39.0	0.0	0.0
12F	1	2	205.3	178.8	13.3	-53.3	53.3	0.0	0.0
	2	3	286.1	274.5	5.8	-77.9	77.9	0.0	0.0
	3	4	275.5	282.9	-3.7	-77.6	77.6	0.0	0.0
	4	5	214.9	222.8	-3.9	-60.8	60.8	0.0	0.0
	5	6	180.7	201.2	-10.2	-53.0	53.0	0.0	0.0
11F	1	2	305.7	252.5	26.6	-77.5	77.5	0.0	0.0
	2	3	381.5	363.4	9.1	-103.5	103.5	0.0	0.0
	3	4	360.9	369.6	-4.3	-101.4	101.4	0.0	0.0
	4	5	306.7	320.5	-6.9	-87.1	87.1	0.0	0.0
	5	6	253.2	298.5	-22.7	-76.6	76.6	0.0	0.0
10F	1	2	353.6	296.7	28.4	-90.3	90.3	0.0	0.0
	2	3	425.9	408.0	9.0	-115.8	115.8	0.0	0.0
	3	4	406.0	417.0	-5.5	-114.3	114.3	0.0	0.0
	4	5	341.3	354.7	-6.7	-96.7	96.7	0.0	0.0
	5	6	300.3	347.4	-23.6	-90.0	90.0	0.0	0.0
9F	1	2	397.0	334.9	31.1	-101.6	101.6	0.0	0.0
	2	3	458.9	441.8	8.6	-125.1	125.1	0.0	0.0
	3	4	439.8	452.1	-6.2	-123.9	123.9	0.0	0.0
	4	5	366.0	378.8	-6.4	-103.5	103.5	0.0	0.0
	5	6	340.7	392.1	-25.7	-101.8	101.8	0.0	0.0
8F	1	2	448.6	385.0	31.8	-115.8	115.8	0.0	0.0
	2	3	508.7	492.6	8.0	-139.1	139.1	0.0	0.0
	3	4	491.0	504.8	-6.9	-138.3	138.3	0.0	0.0
	4	5	402.0	413.8	-5.9	-113.3	113.3	0.0	0.0
	5	6	393.2	444.9	-25.9	-116.4	116.4	0.0	0.0
7F	1	2	494.6	431.4	31.6	-128.6	128.6	0.0	0.0
	2	3	555.1	539.9	7.6	-152.1	152.1	0.0	0.0
	3	4	538.6	553.5	-7.4	-151.7	151.7	0.0	0.0
	4	5	434.5	445.6	-5.5	-122.2	122.2	0.0	0.0
	5	6	441.7	492.3	-25.3	-129.7	129.7	0.0	0.0
6F	1	2	522.6	454.1	34.2	-135.7	135.7	0.0	0.0
	2	3	563.1	549.6	6.8	-154.5	154.5	0.0	0.0
	3	4	549.7	565.6	-8.0	-154.9	154.9	0.0	0.0
	4	5	440.1	449.8	-4.9	-123.6	123.6	0.0	0.0
	5	6	467.0	522.0	-27.5	-137.4	137.4	0.0	0.0
5F	1	2	559.5	508.1	25.7	-148.3	148.3	0.0	0.0
	2	3	633.0	621.6	5.7	-174.3	174.3	0.0	0.0
	3	4	621.1	634.9	-6.9	-174.5	174.5	0.0	0.0
	4	5	483.9	491.8	-4.0	-135.5	135.5	0.0	0.0
	5	6	519.1	559.1	-20.0	-149.7	149.7	0.0	0.0
4F	1	2	582.9	545.3	18.8	-156.7	156.7	0.0	0.0
	2	3	680.9	671.9	4.5	-187.9	187.9	0.0	0.0
	3	4	671.2	682.7	-5.7	-188.0	188.0	0.0	0.0
	4	5	510.2	516.5	-3.1	-142.6	142.6	0.0	0.0
	5	6	554.1	582.4	-14.2	-157.9	157.9	0.0	0.0
3F	1	2	583.6	544.5	19.5	-156.7	156.7	0.0	0.0
	2	3	659.7	651.9	3.9	-182.2	182.2	0.0	0.0
	3	4	653.0	664.5	-5.8	-183.0	183.0	0.0	0.0
	4	5	491.9	497.2	-2.7	-137.4	137.4	0.0	0.0
	5	6	555.9	585.5	-14.8	-158.5	158.5	0.0	0.0
2F	1	2	537.2	498.1	19.5	-143.8	143.8	0.0	0.0
	2	3	580.9	573.6	3.6	-160.4	160.4	0.0	0.0
	3	4	577.0	589.5	-6.2	-162.0	162.0	0.0	0.0
	4	5	433.3	438.1	-2.4	-121.0	121.0	0.0	0.0
	5	6	513.1	541.9	-14.4	-146.5	146.5	0.0	0.0
1F	1	2	816.0	575.4	120.3	-193.3	193.3	0.0	0.0
	2	3	439.1	494.9	-27.9	-129.7	129.7	0.0	0.0
	3	4	528.5	518.3	5.1	-145.4	145.4	0.0	0.0
	4	5	470.8	416.6	27.1	-123.2	123.2	0.0	0.0
	5	6	563.5	816.8	-126.6	-191.7	191.7	0.0	0.0

＊ C フレーム　はり部材応力（地震力Ｘ 負加力）

層名	軸名1	軸名2	G.Ml	G.Mr	G.Mc	G.Ql	G.Qr	G.Nl	G.Nr
14F	1	2	-85.0	-57.0	-14.0	19.7	-19.7	0.0	0.0

＊ C フレーム　はり部材応力（地震力Ｘ 負加力）

層名	軸名1	軸名2	G.Ml	G.Mr	G.Mc	G.Ql	G.Qr	G.Nl	G.Nr
14F	2	3	-125.1	-114.9	-5.1	33.3	-33.3	0.0	0.0
	3	4	-104.4	-97.2	-3.6	28.0	-28.0	0.0	0.0
	4	5	-128.6	-141.9	6.7	37.6	-37.6	0.0	0.0
	5	6	-38.8	-75.4	18.3	15.9	-15.9	0.0	0.0
13F	1	2	-153.2	-132.1	-10.5	39.6	-39.6	0.0	0.0
	2	3	-235.0	-223.7	-5.7	63.7	-63.7	0.0	0.0
	3	4	-225.6	-232.8	3.6	63.7	-63.7	0.0	0.0
	4	5	-181.3	-188.9	3.8	51.4	-51.4	0.0	0.0
	5	6	-133.0	-147.6	7.3	39.0	-39.0	0.0	0.0
12F	1	2	-205.3	-178.8	-13.3	53.3	-53.3	0.0	0.0
	2	3	-286.1	-274.5	-5.8	77.9	-77.9	0.0	0.0
	3	4	-275.5	-282.9	3.7	77.6	-77.6	0.0	0.0
	4	5	-214.9	-222.8	3.9	60.8	-60.8	0.0	0.0
	5	6	-180.7	-201.2	10.2	53.0	-53.0	0.0	0.0
11F	1	2	-305.7	-252.5	-26.6	77.5	-77.5	0.0	0.0
	2	3	-381.5	-363.4	-9.1	103.5	-103.5	0.0	0.0
	3	4	-360.9	-369.6	4.3	101.4	-101.4	0.0	0.0
	4	5	-306.7	-320.5	6.9	87.1	-87.1	0.0	0.0
	5	6	-253.2	-298.5	22.7	76.6	-76.6	0.0	0.0
10F	1	2	-353.6	-296.7	-28.4	90.3	-90.3	0.0	0.0
	2	3	-425.9	-408.0	-9.0	115.8	-115.8	0.0	0.0
	3	4	-406.0	-417.0	5.5	114.3	-114.3	0.0	0.0
	4	5	-341.3	-354.7	6.7	96.7	-96.7	0.0	0.0
	5	6	-300.3	-347.4	23.6	90.0	-90.0	0.0	0.0
9F	1	2	-397.0	-334.9	-31.1	101.6	-101.6	0.0	0.0
	2	3	-458.9	-441.8	-8.6	125.1	-125.1	0.0	0.0
	3	4	-439.8	-452.1	6.2	123.9	-123.9	0.0	0.0
	4	5	-366.0	-378.8	6.4	103.5	-103.5	0.0	0.0
	5	6	-340.7	-392.1	25.7	101.8	-101.8	0.0	0.0
8F	1	2	-448.6	-385.0	-31.8	115.8	-115.8	0.0	0.0
	2	3	-508.7	-492.6	-8.0	139.1	-139.1	0.0	0.0
	3	4	-491.0	-504.8	6.9	138.3	-138.3	0.0	0.0
	4	5	-402.0	-413.8	5.9	113.3	-113.3	0.0	0.0
	5	6	-393.2	-444.9	25.9	116.4	-116.4	0.0	0.0
7F	1	2	-494.6	-431.4	-31.6	128.6	-128.6	0.0	0.0
	2	3	-555.1	-539.9	-7.6	152.1	-152.1	0.0	0.0
	3	4	-538.6	-553.5	7.4	151.7	-151.7	0.0	0.0
	4	5	-434.5	-445.6	5.5	122.2	-122.2	0.0	0.0
	5	6	-441.7	-492.3	25.3	129.7	-129.7	0.0	0.0
6F	1	2	-522.6	-454.1	-34.2	135.7	-135.7	0.0	0.0
	2	3	-563.1	-549.6	-6.8	154.5	-154.5	0.0	0.0
	3	4	-549.7	-565.6	8.0	154.9	-154.9	0.0	0.0
	4	5	-440.1	-449.8	4.9	123.6	-123.6	0.0	0.0
	5	6	-467.0	-522.0	27.5	137.4	-137.4	0.0	0.0
5F	1	2	-559.5	-508.1	-25.7	148.3	-148.3	0.0	0.0
	2	3	-633.0	-621.6	-5.7	174.3	-174.3	0.0	0.0
	3	4	-621.1	-634.9	6.9	174.5	-174.5	0.0	0.0
	4	5	-483.9	-491.8	4.0	135.5	-135.5	0.0	0.0
	5	6	-519.1	-559.1	20.0	149.7	-149.7	0.0	0.0
4F	1	2	-582.9	-545.3	-18.8	156.7	-156.7	0.0	0.0
	2	3	-680.9	-671.9	-4.5	187.9	-187.9	0.0	0.0
	3	4	-671.2	-682.7	5.7	188.0	-188.0	0.0	0.0
	4	5	-510.2	-516.5	3.1	142.6	-142.6	0.0	0.0
	5	6	-554.1	-582.4	14.2	157.9	-157.9	0.0	0.0
3F	1	2	-583.6	-544.5	-19.5	156.7	-156.7	0.0	0.0
	2	3	-659.7	-651.9	-3.9	182.2	-182.2	0.0	0.0
	3	4	-653.0	-664.5	5.8	183.0	-183.0	0.0	0.0
	4	5	-491.9	-497.2	2.7	137.4	-137.4	0.0	0.0
	5	6	-555.9	-585.5	14.8	158.5	-158.5	0.0	0.0
2F	1	2	-537.2	-498.1	-19.5	143.8	-143.8	0.0	0.0
	2	3	-580.9	-573.6	-3.6	160.4	-160.4	0.0	0.0
	3	4	-577.0	-589.5	6.2	162.0	-162.0	0.0	0.0
	4	5	-433.3	-438.1	2.4	121.0	-121.0	0.0	0.0
	5	6	-513.1	-541.9	14.4	146.5	-146.5	0.0	0.0
1F	1	2	-816.0	-575.4	-120.3	193.3	-193.3	0.0	0.0

＊ C フレーム　はり部材応力（地震力Ｘ 負加力）

層名	軸名1	軸名2	G.Ml	G.Mr	G.Mc	G.Ql	G.Qr	G.Nl	G.Nr
1F	2	3	-439.1	-494.9	27.9	129.7	-129.7	0.0	0.0
	3	4	-528.5	-518.3	-5.1	145.4	-145.4	0.0	0.0
	4	5	-470.8	-416.6	-27.1	123.2	-123.2	0.0	0.0
	5	6	-563.5	-816.8	126.6	191.7	-191.7	0.0	0.0

＊ C フレーム　柱部材応力（固定＋積載）

層名1	層名2	軸名	C.Mt	C.Mb	C.Mc	C.Qt	C.Qb	C.Nt	C.Nb
13F	14F	1	76.3	53.0	-11.6	-32.3	32.3	-147.9	147.9
		2	50.2	55.1	2.5	-26.3	26.3	-222.4	222.4
		3	-3.3	-3.2	0.1	1.6	-1.6	-217.2	217.2
		4	-37.8	-41.3	-1.8	19.8	-19.8	-236.0	236.0
		5	-35.8	-33.3	1.2	17.3	-17.3	-236.3	236.3
		6	-58.1	-39.7	9.2	24.5	-24.5	-141.6	141.6
12F	13F	1	22.2	30.3	4.1	-13.1	13.1	-296.8	296.8
		2	47.6	51.6	2.0	-24.8	24.8	-446.8	446.8
		3	-2.1	-2.3	-0.1	1.1	-1.1	-480.8	480.8
		4	-36.0	-39.9	-1.9	19.0	-19.0	-461.1	461.1
		5	-23.2	-25.6	-1.2	12.2	-12.2	-414.4	414.4
		6	-15.6	-21.9	-3.2	9.4	-9.4	-284.9	284.9
11F	12F	1	36.0	42.7	3.4	-19.5	19.5	-436.3	436.3
		2	48.4	57.0	4.3	-26.2	26.2	-662.5	662.5
		3	-2.3	-3.1	-0.4	1.4	-1.4	-733.2	733.2
		4	-37.1	-43.2	-3.0	19.9	-19.9	-674.5	674.5
		5	-25.7	-31.7	-3.0	14.3	-14.3	-582.7	582.7
		6	-25.4	-29.8	-2.2	13.7	-13.7	-418.9	418.9
10F	11F	1	42.3	44.2	1.0	-21.6	21.6	-581.9	581.9
		2	56.4	59.6	1.6	-29.0	29.0	-878.5	878.5
		3	-3.0	-3.2	-0.1	1.6	-1.6	-986.0	986.0
		4	-41.8	-44.5	-1.4	21.6	-21.6	-892.5	892.5
		5	-31.8	-33.3	-0.8	16.3	-16.3	-753.1	753.1
		6	-28.6	-30.2	-0.8	14.7	-14.7	-557.1	557.1
9F	10F	1	38.4	41.0	1.3	-19.9	19.9	-725.4	725.4
		2	52.2	55.7	1.7	-27.0	27.0	-1093.6	1093.6
		3	-2.7	-3.0	-0.1	1.4	-1.4	-1237.6	1237.6
		4	-39.4	-42.2	-1.4	20.4	-20.4	-1108.2	1108.2
		5	-28.4	-30.2	-0.9	14.6	-14.6	-922.0	922.0
		6	-26.3	-28.1	-0.9	13.6	-13.6	-693.4	693.4
8F	9F	1	34.9	36.1	0.6	-17.8	17.8	-865.3	865.3
		2	47.8	49.8	1.0	-24.4	24.4	-1308.6	1308.6
		3	-2.7	-2.9	-0.1	1.4	-1.4	-1489.5	1489.5
		4	-36.7	-38.3	-0.8	18.7	-18.7	-1322.1	1322.1
		5	-25.5	-26.3	-0.4	13.0	-13.0	-1089.6	1089.6
		6	-24.2	-25.1	-0.5	12.3	-12.3	-826.7	826.7
7F	8F	1	34.9	35.9	0.5	-17.7	17.7	-1003.2	1003.2
		2	49.0	50.8	0.9	-25.0	25.0	-1532.1	1532.1
		3	-2.8	-3.0	-0.1	1.5	-1.5	-1750.2	1750.2
		4	-38.1	-39.7	-0.8	19.5	-19.5	-1545.5	1545.5
		5	-25.4	-26.3	-0.4	12.9	-12.9	-1267.3	1267.3
		6	-24.5	-25.3	-0.4	12.4	-12.4	-958.5	958.5
6F	7F	1	30.3	32.0	0.9	-15.6	15.6	-1138.5	1138.5
		2	43.2	45.7	1.2	-22.2	22.2	-1755.4	1755.4
		3	-2.5	-2.7	-0.1	1.3	-1.3	-2010.9	2010.9
		4	-34.0	-36.3	-1.2	17.6	-17.6	-1766.7	1766.7
		5	-21.3	-22.2	-0.4	10.9	-10.9	-1443.5	1443.5
		6	-21.5	-23.1	-0.8	11.1	-11.1	-1088.2	1088.2
5F	6F	1	24.7	23.5	-0.6	-12.0	12.0	-1266.9	1266.9
		2	35.7	34.7	-0.5	-17.5	17.5	-1973.0	1973.0
		3	-2.2	-2.2	0.0	1.1	-1.1	-2266.1	2266.1
		4	-28.8	-28.2	0.3	14.2	-14.2	-1978.9	1978.9
		5	-16.8	-16.3	0.3	8.2	-8.2	-1611.8	1611.8
		6	-18.1	-17.4	0.3	8.8	-8.8	-1212.0	1212.0
4F	5F	1	30.9	28.9	-1.0	-15.0	15.0	-1396.5	1396.5
		2	48.1	46.4	-0.9	-23.6	23.6	-2209.7	2209.7
		3	-2.9	-3.0	-0.1	1.5	-1.5	-2541.0	2541.0
		4	-39.4	-38.6	0.4	19.5	-19.5	-2213.2	2213.2

＊ C フレーム　柱部材応力（固定＋積載）

層名1	層名2	軸名	C.Mt	C.Mb	C.Mc	C.Qt	C.Qb	C.Nt	C.Nb
4F	5F	5	-21.9	-21.0	0.4	10.7	-10.7	-1802.2	1802.2
		6	-23.0	-22.0	0.5	11.2	-11.2	-1337.2	1337.2
3F	4F	1	21.1	22.8	0.9	-11.0	11.0	-1525.8	1525.8
		2	33.6	35.1	0.8	-17.2	17.2	-2449.0	2449.0
		3	-1.7	-2.1	-0.2	0.9	-0.9	-2818.0	2818.0
		4	-28.1	-30.7	-1.3	14.7	-14.7	-2447.4	2447.4
		5	-13.5	-13.9	-0.2	6.8	-6.8	-1993.1	1993.1
		6	-15.9	-18.3	-1.2	8.6	-8.6	-1462.6	1462.6
2F	3F	1	15.6	11.9	-1.8	-6.9	6.9	-1647.1	1647.1
		2	29.8	32.1	1.2	-15.5	15.5	-2674.8	2674.8
		3	-1.3	-1.9	-0.3	0.8	-0.8	-3081.5	3081.5
		4	-25.3	-27.9	-1.3	13.3	-13.3	-2662.1	2662.1
		5	-9.3	-9.7	-0.2	4.7	-4.7	-2166.6	2166.6
		6	-12.0	-10.0	1.0	5.5	-5.5	-1581.4	1581.4
1F	2F	1	17.3	31.0	6.9	-10.7	10.7	-1765.3	1765.3
		2	15.3	6.9	-4.2	-4.9	4.9	-2894.7	2894.7
		3	-0.0	0.5	0.3	-0.1	0.1	-3340.6	3340.6
		4	-15.5	-12.9	1.3	6.3	-6.3	-2865.8	2865.8
		5	-1.7	2.0	1.9	-0.1	0.1	-2330.4	2330.4
		6	-15.9	-30.7	-7.4	10.4	-10.4	-1698.6	1698.6

＊ C フレーム　柱部材応力（地震力X 正加力）

層名1	層名2	軸名	C.Mt	C.Mb	C.Mc	C.Qt	C.Qb	C.Nt	C.Nb
13F	14F	1	-85.0	-51.0	17.0	34.0	-34.0	35.9	-35.9
		2	-182.2	-158.9	11.6	85.3	-85.3	2.9	-2.9
		3	-219.3	-201.3	9.0	105.1	-105.1	-6.8	6.8
		4	-225.7	-191.8	17.0	104.4	-104.4	14.8	-14.8
		5	-180.7	-142.9	18.9	80.9	-80.9	-14.6	14.6
		6	-75.4	-45.8	14.8	30.3	-30.3	-32.0	32.0
12F	13F	1	-102.1	-85.1	8.5	46.8	-46.8	92.6	-92.6
		2	-208.2	-211.4	-1.6	104.9	-104.9	10.7	-10.7
		3	-247.9	-255.9	-4.0	126.0	-126.0	-9.5	9.5
		4	-222.4	-227.3	-2.5	112.4	-112.4	10.3	-10.3
		5	-179.0	-178.5	0.2	89.4	-89.4	-16.1	16.1
		6	-101.8	-83.8	9.0	46.4	-46.4	-88.0	88.0
11F	12F	1	-120.2	-139.8	-9.8	64.6	-64.6	159.2	-159.2
		2	-253.5	-299.2	-22.9	137.3	-137.3	17.6	-17.6
		3	-294.1	-345.1	-25.5	158.8	-158.8	-13.0	13.0
		4	-270.5	-320.6	-25.1	146.9	-146.9	1.5	-1.5
		5	-224.9	-268.6	-21.8	122.6	-122.6	-11.5	11.5
		6	-117.4	-136.2	-9.4	63.0	-63.0	-154.3	154.3
10F	11F	1	-165.9	-165.1	0.4	82.7	-82.7	249.5	-249.5
		2	-334.9	-351.8	-8.5	171.7	-171.7	25.3	-25.3
		3	-379.2	-399.8	-10.3	194.7	-194.7	-18.4	18.4
		4	-355.7	-372.5	-8.4	182.0	-182.0	-4.7	4.7
		5	-305.1	-318.0	-6.5	155.8	-155.8	-9.0	9.0
		6	-162.4	-161.6	0.4	81.0	-81.0	-243.6	243.6
9F	10F	1	-188.5	-191.3	-1.4	95.0	-95.0	351.5	-351.5
		2	-370.8	-394.0	-11.6	191.2	-191.2	32.1	-32.1
		3	-414.2	-440.5	-13.1	213.7	-213.7	-23.4	23.4
		4	-385.9	-408.8	-11.5	198.7	-198.7	-14.1	14.1
		5	-336.9	-356.4	-9.7	173.3	-173.3	-2.2	2.2
		6	-185.9	-188.5	-1.3	93.6	-93.6	-345.0	345.0
8F	9F	1	-205.7	-209.3	-1.8	103.7	-103.7	463.0	-463.0
		2	-399.8	-421.2	-10.7	205.3	-205.3	35.4	-35.4
		3	-441.1	-465.1	-12.0	226.5	-226.5	-28.6	28.6
		4	-409.4	-429.7	-10.1	209.8	-209.8	-26.0	26.0
		5	-363.2	-380.7	-8.8	186.0	-186.0	11.1	-11.1
		6	-203.5	-207.3	-1.9	102.7	-102.7	-456.4	456.4
7F	8F	1	-239.3	-246.0	-3.3	121.3	-121.3	588.1	-588.1
		2	-472.5	-498.4	-12.9	242.7	-242.7	31.3	-31.3
		3	-518.6	-547.6	-14.5	266.5	-266.5	-34.7	34.7
		4	-477.1	-501.7	-12.3	244.7	-244.7	-39.9	39.9
		5	-426.3	-447.6	-10.7	218.5	-218.5	35.1	-35.1
		6	-237.7	-244.4	-3.4	120.5	-120.5	-582.0	582.0

＊ C フレーム　柱部材応力（地震力X 正加力）

層名1	層名2	軸名	C.Mt	C.Mb	C.Mc	C.Qt	C.Qb	C.Nt	C.Nb
6F	7F	1	-248.6	-261.9	-6.7	127.6	-127.6	724.8	-724.8
		2	-488.1	-527.8	-19.8	254.0	-254.0	26.5	-26.5
		3	-530.9	-572.6	-20.9	275.9	-275.9	-40.5	40.5
		4	-486.3	-523.3	-18.5	252.4	-252.4	-58.3	58.3
		5	-439.7	-474.5	-17.4	228.6	-228.6	64.4	-64.4
		6	-247.8	-261.4	-6.8	127.3	-127.3	-719.6	719.6
5F	6F	1	-260.7	-293.3	-16.3	137.6	-137.6	865.2	-865.2
		2	-489.4	-523.9	-17.2	251.8	-251.8	16.9	-16.9
		3	-526.7	-562.5	-17.9	270.6	-270.6	-45.9	45.9
		4	-482.4	-516.1	-16.9	248.1	-248.1	-78.9	78.9
		5	-442.3	-474.8	-16.2	227.9	-227.9	100.9	-100.9
		6	-260.6	-293.2	-16.3	137.6	-137.6	-861.5	861.5
4F	5F	1	-266.2	-300.2	-17.0	141.6	-141.6	1019.5	-1019.5
		2	-617.2	-654.8	-18.8	318.0	-318.0	-0.8	0.8
		3	-680.3	-720.1	-19.9	350.1	-350.1	-53.7	53.7
		4	-602.7	-638.7	-18.0	310.4	-310.4	-101.9	101.9
		5	-536.2	-570.1	-17.0	276.6	-276.6	150.1	-150.1
		6	-265.9	-299.8	-17.0	141.4	-141.4	-1017.1	1017.1
3F	4F	1	-282.7	-326.9	-22.1	152.4	-152.4	1180.9	-1180.9
		2	-571.5	-651.8	-40.2	305.8	-305.8	-13.1	13.1
		3	-623.0	-706.6	-41.8	332.4	-332.4	-61.6	61.6
		4	-554.2	-629.7	-37.8	296.0	-296.0	-131.9	131.9
		5	-500.5	-572.8	-36.2	268.3	-268.3	200.6	-200.6
		6	-282.6	-327.1	-22.3	152.4	-152.4	-1179.4	1179.4
2F	3F	1	-256.8	-341.9	-42.6	149.7	-149.7	1336.7	-1336.7
		2	-552.5	-670.7	-59.1	305.8	-305.8	-26.3	26.3
		3	-598.2	-720.4	-61.1	329.7	-329.7	-68.8	68.8
		4	-526.8	-639.1	-56.2	291.5	-291.5	-164.1	164.1
		5	-480.3	-589.3	-54.5	267.4	-267.4	254.2	-254.2
		6	-258.4	-344.8	-43.2	150.8	-150.8	-1337.0	1337.0
1F	2F	1	-195.3	-816.0	-310.4	224.7	-224.7	1476.3	-1476.3
		2	-408.3	-1014.5	-303.1	316.2	-316.2	-37.5	37.5
		3	-430.2	-1023.3	-296.6	323.0	-323.0	-73.5	73.5
		4	-383.7	-989.0	-302.7	305.0	-305.0	-195.7	195.7
		5	-361.9	-980.1	-309.1	298.2	-298.2	303.8	-303.8
		6	-197.1	-816.8	-309.9	225.3	-225.3	-1479.2	1479.2

＊ C フレーム　柱部材応力（地震力X 負加力）

層名1	層名2	軸名	C.Mt	C.Mb	C.Mc	C.Qt	C.Qb	C.Nt	C.Nb
13F	14F	1	85.0	51.0	-17.0	-34.0	34.0	-35.9	35.9
		2	182.2	158.9	-11.6	-85.3	85.3	-2.9	2.9
		3	219.3	201.3	-9.0	-105.1	105.1	6.8	-6.8
		4	225.7	191.8	-17.0	-104.4	104.4	-14.8	14.8
		5	180.7	142.9	-18.9	-80.9	80.9	14.6	-14.6
		6	75.4	45.8	-14.8	-30.3	30.3	32.0	-32.0
12F	13F	1	102.1	85.1	-8.5	-46.8	46.8	-92.6	92.6
		2	208.2	211.4	1.6	-104.9	104.9	-10.7	10.7
		3	247.9	255.9	4.0	-126.0	126.0	9.5	-9.5
		4	222.4	227.3	2.5	-112.4	112.4	-10.3	10.3
		5	179.0	178.5	-0.2	-89.4	89.4	16.1	-16.1
		6	101.8	83.8	-9.0	-46.4	46.4	88.0	-88.0
11F	12F	1	120.2	139.8	9.8	-64.6	64.6	-159.2	159.2
		2	253.5	299.2	22.9	-137.3	137.3	-17.6	17.6
		3	294.1	345.1	25.5	-158.8	158.8	13.0	-13.0
		4	270.5	320.6	25.1	-146.9	146.9	-1.5	1.5
		5	224.9	268.6	21.8	-122.6	122.6	11.5	-11.5
		6	117.4	136.2	9.4	-63.0	63.0	154.3	-154.3
10F	11F	1	165.9	165.1	-0.4	-82.7	82.7	-249.5	249.5
		2	334.9	351.8	8.5	-171.7	171.7	-25.3	25.3
		3	379.2	399.8	10.3	-194.7	194.7	18.4	-18.4
		4	355.7	372.5	8.4	-182.0	182.0	4.7	-4.7
		5	305.1	318.0	6.5	-155.8	155.8	9.0	-9.0
		6	162.4	161.6	-0.4	-81.0	81.0	243.6	-243.6
9F	10F	1	188.5	191.3	1.4	-95.0	95.0	-351.5	351.5
		2	370.8	394.0	11.6	-191.2	191.2	-32.1	32.1

＊ C ﾌﾚｰﾑ　柱部材応力（地震力Ｘ 負加力）

層名1	層名2	軸名	C.Mt	C.Mb	C.Mc	C.Qt	C.Qb	C.Nt	C.Nb
9F	10F	3	414.2	440.5	13.1	-213.7	213.7	23.4	-23.4
		4	385.9	408.8	11.5	-198.7	198.7	14.1	-14.1
		5	336.9	356.4	9.7	-173.3	173.3	2.2	-2.2
		6	185.9	188.5	1.3	-93.6	93.6	345.0	-345.0
8F	9F	1	205.7	209.3	1.8	-103.7	103.7	-463.0	463.0
		2	399.8	421.2	10.7	-205.3	205.3	-35.4	35.4
		3	441.1	465.1	12.0	-226.5	226.5	28.6	-28.6
		4	409.4	429.7	10.1	-209.8	209.8	26.0	-26.0
		5	363.2	380.7	8.8	-186.0	186.0	-11.1	11.1
		6	203.5	207.3	1.9	-102.7	102.7	456.4	-456.4
7F	8F	1	239.3	246.0	3.3	-121.3	121.3	-588.1	588.1
		2	472.5	498.4	12.9	-242.7	242.7	-31.3	31.3
		3	518.6	547.6	14.5	-266.5	266.5	34.7	-34.7
		4	477.1	501.7	12.3	-244.7	244.7	39.9	-39.9
		5	426.3	447.6	10.7	-218.5	218.5	-35.1	35.1
		6	237.7	244.4	3.4	-120.5	120.5	582.0	-582.0
6F	7F	1	248.6	261.9	6.7	-127.6	127.6	-724.8	724.8
		2	488.1	527.8	19.8	-254.0	254.0	-26.5	26.5
		3	530.9	572.6	20.9	-275.9	275.9	40.5	-40.5
		4	486.3	523.3	18.5	-252.4	252.4	58.3	-58.3
		5	439.7	474.5	17.4	-228.6	228.6	-64.4	64.4
		6	247.8	261.4	6.8	-127.3	127.3	719.6	-719.6
5F	6F	1	260.7	293.3	16.3	-137.6	137.6	-865.2	865.2
		2	489.4	523.9	17.2	-251.8	251.8	-16.9	16.9
		3	526.7	562.5	17.9	-270.6	270.6	45.9	-45.9
		4	482.4	516.1	16.9	-248.1	248.1	78.9	-78.9
		5	442.3	474.8	16.2	-227.9	227.9	-100.9	100.9
		6	260.6	293.2	16.3	-137.6	137.6	861.5	-861.5
4F	5F	1	266.2	300.2	17.0	-141.6	141.6	-1019.5	1019.5
		2	617.2	654.8	18.8	-318.0	318.0	0.8	-0.8
		3	680.3	720.1	19.9	-350.1	350.1	53.7	-53.7
		4	602.7	638.7	18.0	-310.4	310.4	101.9	-101.9
		5	536.2	570.1	17.0	-276.6	276.6	-150.1	150.1
		6	265.9	299.8	17.0	-141.4	141.4	1017.1	-1017.1
3F	4F	1	282.7	326.9	22.1	-152.4	152.4	-1180.9	1180.9
		2	571.5	651.8	40.2	-305.8	305.8	13.1	-13.1
		3	623.0	706.6	41.8	-332.4	332.4	61.6	-61.6
		4	554.2	629.7	37.8	-296.0	296.0	131.9	-131.9
		5	500.5	572.8	36.2	-268.3	268.3	-200.6	200.6
		6	282.6	327.1	22.3	-152.4	152.4	1179.4	-1179.4
2F	3F	1	256.8	341.9	42.6	-149.7	149.7	-1336.7	1336.7
		2	552.5	670.7	59.1	-305.8	305.8	26.3	-26.3
		3	598.2	720.4	61.1	-329.7	329.7	68.8	-68.8
		4	526.8	639.1	56.2	-291.5	291.5	164.1	-164.1
		5	480.3	589.3	54.5	-267.4	267.4	-254.2	254.2
		6	258.4	344.8	43.2	-150.8	150.8	1337.0	-1337.0
1F	2F	1	195.3	816.0	310.4	-224.7	224.7	-1476.3	1476.3
		2	408.3	1014.5	303.1	-316.2	316.2	37.5	-37.5
		3	430.2	1023.3	296.6	-323.0	323.0	73.5	-73.5
		4	383.7	989.0	302.7	-305.0	305.0	195.7	-195.7
		5	361.9	980.1	309.1	-298.2	298.2	-303.8	303.8
		6	197.1	816.8	309.9	-225.3	225.3	1479.2	-1479.2

==========

＊ 1 ﾌﾚｰﾑ　はり部材応力（固定＋積載）

層名	軸名1	軸名2	G.Ml	G.Mr	G.Mc	G.Ql	G.Qr	G.Nl	G.Nr
14F	A	B	-627.1	614.7	491.7	236.4	234.8	0.0	0.0
	B	C	-92.6	143.8	72.1	74.9	89.1	0.0	0.0
13F	A	B	-655.2	533.0	356.1	210.8	195.7	0.0	0.0
	B	C	33.2	201.7	57.7	27.2	107.5	0.0	0.0
12F	A	B	-633.6	516.0	375.4	210.5	196.0	0.0	0.0

＊ 1 ﾌﾚｰﾑ　はり部材応力（固定＋積載）

層名	軸名1	軸名2	G.Ml	G.Mr	G.Mc	G.Ql	G.Qr	G.Nl	G.Nr
12F	B	C	3.7	176.5	55.6	34.8	99.9	0.0	0.0
11F	A	B	-635.9	523.8	370.3	210.2	196.3	0.0	0.0
	B	C	6.4	178.0	56.2	34.2	100.5	0.0	0.0
10F	A	B	-631.5	525.6	371.7	209.8	196.7	0.0	0.0
	B	C	0.2	173.1	55.5	35.8	99.0	0.0	0.0
9F	A	B	-630.4	528.0	371.0	209.6	196.9	0.0	0.0
	B	C	-6.3	167.0	55.3	37.5	97.2	0.0	0.0
8F	A	B	-633.1	525.3	371.0	209.9	196.6	0.0	0.0
	B	C	-14.8	161.7	53.7	39.5	95.3	0.0	0.0
7F	A	B	-631.1	529.4	370.0	209.5	197.0	0.0	0.0
	B	C	-25.6	154.4	52.0	42.0	92.8	0.0	0.0
6F	A	B	-618.8	537.5	372.1	208.3	198.2	0.0	0.0
	B	C	-42.1	139.5	51.2	46.3	88.4	0.0	0.0
5F	A	B	-638.0	539.9	361.3	209.3	197.2	0.0	0.0
	B	C	-46.6	137.6	49.9	47.2	87.5	0.0	0.0
4F	A	B	-640.2	552.1	354.0	208.7	197.8	0.0	0.0
	B	C	-55.4	130.8	48.9	49.4	85.4	0.0	0.0
3F	A	B	-612.3	572.5	357.8	205.7	200.8	0.0	0.0
	B	C	-73.8	114.9	47.6	54.2	80.6	0.0	0.0
2F	A	B	-601.0	612.5	349.5	204.0	205.4	0.0	0.0
	B	C	-78.1	108.1	50.0	56.3	79.7	0.0	0.0
1F	A	B	-540.4	1366.4	1044.6	408.6	510.6	0.0	0.0
	B	C	-907.0	54.9	-132.5	296.0	59.3	0.0	0.0

＊ 1 ﾌﾚｰﾑ　はり部材応力（地震力Ｙ 正加力）

層名	軸名1	軸名2	G.Ml	G.Mr	G.Mc	G.Ql	G.Qr	G.Nl	G.Nr
14F	A	B	436.0	425.9	5.0	-53.2	53.2	0.0	0.0
	B	C	97.1	100.0	-1.4	-27.4	27.4	0.0	0.0
13F	A	B	747.7	733.1	7.3	-91.4	91.4	0.0	0.0
	B	C	232.4	222.5	4.9	-63.2	63.2	0.0	0.0
12F	A	B	977.1	954.3	11.4	-119.2	119.2	0.0	0.0
	B	C	340.5	325.2	7.7	-92.5	92.5	0.0	0.0
11F	A	B	1154.1	1126.3	13.9	-140.8	140.8	0.0	0.0
	B	C	426.0	405.1	10.5	-115.4	115.4	0.0	0.0
10F	A	B	1315.1	1281.8	16.7	-160.3	160.3	0.0	0.0
	B	C	505.2	479.2	13.0	-136.7	136.7	0.0	0.0
9F	A	B	1446.2	1408.5	18.8	-176.2	176.2	0.0	0.0
	B	C	571.6	539.6	16.0	-154.3	154.3	0.0	0.0
8F	A	B	1520.5	1479.5	20.5	-185.2	185.2	0.0	0.0
	B	C	623.0	595.5	13.7	-169.2	169.2	0.0	0.0
7F	A	B	1590.8	1547.1	21.9	-193.7	193.7	0.0	0.0
	B	C	672.3	649.7	11.3	-183.6	183.6	0.0	0.0
6F	A	B	1628.2	1579.5	24.3	-198.0	198.0	0.0	0.0
	B	C	695.5	668.4	13.6	-189.4	189.4	0.0	0.0
5F	A	B	1496.5	1461.6	17.4	-182.6	182.6	0.0	0.0
	B	C	681.7	665.1	8.3	-187.1	187.1	0.0	0.0
4F	A	B	1421.1	1395.2	13.0	-173.8	173.8	0.0	0.0
	B	C	673.2	665.0	4.1	-185.9	185.9	0.0	0.0
3F	A	B	1413.9	1380.8	16.5	-172.5	172.5	0.0	0.0
	B	C	674.2	662.6	5.8	-185.7	185.7	0.0	0.0
2F	A	B	1223.9	1210.3	6.8	-150.3	150.3	0.0	0.0
	B	C	619.8	615.7	2.0	-171.6	171.6	0.0	0.0
1F	A	B	1630.1	1160.0	235.1	-172.2	172.2	0.0	0.0
	B	C	1070.3	891.2	89.6	-272.4	272.4	0.0	0.0

＊ 1 ﾌﾚｰﾑ　はり部材応力（地震力Ｙ 負加力）

層名	軸名1	軸名2	G.Ml	G.Mr	G.Mc	G.Ql	G.Qr	G.Nl	G.Nr
14F	A	B	-436.0	-425.9	-5.0	53.2	-53.2	0.0	0.0
	B	C	-97.1	-100.0	1.4	27.4	-27.4	0.0	0.0
13F	A	B	-747.7	-733.1	-7.3	91.4	-91.4	0.0	0.0
	B	C	-232.4	-222.5	-4.9	63.2	-63.2	0.0	0.0
12F	A	B	-977.1	-954.3	-11.4	119.2	-119.2	0.0	0.0
	B	C	-340.5	-325.2	-7.7	92.5	-92.5	0.0	0.0
11F	A	B	-1154.1	-1126.3	-13.9	140.8	-140.8	0.0	0.0

＊ 1 ﾌﾚｰﾑ　はり部材応力（地震力Ｙ 負加力）

層名	軸名1	軸名2	G.Ml	G.Mr	G.Mc	G.Ql	G.Qr	G.Nl	G.Nr
11F	B	C	-426.0	-405.1	-10.5	115.4	-115.4	0.0	0.0
10F	A	B	-1315.1	-1281.8	-16.7	160.3	-160.3	0.0	0.0
	B	C	-505.2	-479.2	-13.0	136.7	-136.7	0.0	0.0
9F	A	B	-1446.2	-1408.5	-18.8	176.2	-176.2	0.0	0.0
	B	C	-571.6	-539.6	-16.0	154.3	-154.3	0.0	0.0
8F	A	B	-1520.5	-1479.5	-20.5	185.2	-185.2	0.0	0.0
	B	C	-623.0	-595.5	-13.7	169.2	-169.2	0.0	0.0
7F	A	B	-1590.8	-1547.1	-21.9	193.7	-193.7	0.0	0.0
	B	C	-672.3	-649.7	-11.3	183.6	-183.6	0.0	0.0
6F	A	B	-1628.2	-1579.5	-24.3	198.0	-198.0	0.0	0.0
	B	C	-695.5	-668.4	-13.6	189.4	-189.4	0.0	0.0
5F	A	B	-1496.5	-1461.6	-17.4	182.6	-182.6	0.0	0.0
	B	C	-681.7	-665.1	-8.3	187.1	-187.1	0.0	0.0
4F	A	B	-1421.1	-1395.2	-13.0	173.8	-173.8	0.0	0.0
	B	C	-673.2	-665.0	-4.1	185.9	-185.9	0.0	0.0
3F	A	B	-1413.9	-1380.8	-16.5	172.5	-172.5	0.0	0.0
	B	C	-674.2	-662.6	-5.8	185.7	-185.7	0.0	0.0
2F	A	B	-1223.9	-1210.3	-6.8	150.3	-150.3	0.0	0.0
	B	C	-619.8	-615.7	-2.0	171.6	-171.6	0.0	0.0
1F	A	B	-1630.1	-1160.0	-235.1	172.2	-172.2	0.0	0.0
	B	C	-1070.3	-891.2	-89.6	272.4	-272.4	0.0	0.0

＊ 1 ﾌﾚｰﾑ　柱部材応力（固定＋積載）

層名1	層名2	軸名	C.Mt	C.Mb	C.Mc	C.Qt	C.Qb	C.Nt	C.Nb
13F	14F	A	627.1	383.9	-121.6	-252.7	252.7	-353.0	353.0
		B	-522.1	-358.8	81.6	220.2	-220.2	-477.0	477.0
		C	-143.8	-124.2	9.8	67.0	-67.0	-147.9	147.9
12F	13F	A	271.3	282.4	5.6	-138.4	138.4	-713.2	713.2
		B	-207.4	-224.1	-8.4	107.9	-107.9	-902.7	902.7
		C	-77.5	-87.4	-5.0	41.2	-41.2	-296.8	296.8
11F	12F	A	351.2	312.2	-19.5	-164.8	164.8	-1067.2	1067.2
		B	-295.6	-261.2	17.2	138.3	-138.3	-1327.5	1327.5
		C	-89.0	-94.0	-2.5	45.5	-45.5	-436.3	436.3
10F	11F	A	323.7	302.7	-10.5	-156.6	156.6	-1418.6	1418.6
		B	-269.1	-252.3	8.4	130.4	-130.4	-1748.6	1748.6
		C	-84.0	-90.7	-3.3	43.7	-43.7	-581.9	581.9
9F	10F	A	328.8	302.3	-13.3	-157.8	157.8	-1766.5	1766.5
		B	-273.4	-253.9	9.8	131.8	-131.8	-2167.0	2167.0
		C	-82.4	-89.3	-3.4	42.9	-42.9	-725.4	725.4
8F	9F	A	328.1	299.7	-14.2	-157.0	157.0	-2110.4	2110.4
		B	-267.8	-253.3	7.3	130.3	-130.3	-2581.8	2581.8
		C	-77.7	-82.8	-2.5	40.1	-40.1	-865.3	865.3
7F	8F	A	333.4	305.7	-13.9	-159.8	159.8	-2450.1	2450.1
		B	-257.3	-238.2	9.5	123.9	-123.9	-2991.2	2991.2
		C	-78.9	-82.0	-1.5	40.2	-40.2	-1003.2	1003.2
6F	7F	A	325.4	308.4	-8.5	-158.4	158.4	-2784.0	2784.0
		B	-265.6	-248.0	8.8	128.4	-128.4	-3395.7	3395.7
		C	-72.4	-77.7	-2.6	37.5	-37.5	-1138.5	1138.5
5F	6F	A	310.5	261.3	-24.6	-142.0	142.0	-3109.7	3109.7
		B	-247.5	-220.6	13.4	116.3	-116.3	-3795.6	3795.6
		C	-61.8	-61.7	0.1	30.7	-30.7	-1266.9	1266.9
4F	5F	A	376.7	332.2	-22.3	-177.2	177.2	-3436.0	3436.0
		B	-272.7	-236.7	18.0	127.3	-127.3	-4193.5	4193.5
		C	-75.9	-71.8	2.1	36.9	-36.9	-1396.5	1396.5
3F	4F	A	308.1	324.3	8.1	-158.1	158.1	-3758.7	3758.7
		B	-260.1	-241.6	9.2	125.4	-125.4	-4588.8	4588.8
		C	-59.0	-58.0	0.5	29.2	-29.2	-1525.8	1525.8
2F	3F	A	288.0	258.4	-14.8	-136.6	136.6	-4068.0	4068.0
		B	-257.1	-190.2	33.4	111.8	-111.8	-4977.4	4977.4
		C	-57.0	-52.8	2.1	27.4	-27.4	-1647.1	1647.1
1F	2F	A	342.6	540.4	98.9	-196.2	196.2	-4365.9	4365.9
		B	-344.2	-459.4	-57.6	178.6	-178.6	-5357.9	5357.9
		C	-55.4	-54.9	0.2	24.5	-24.5	-1765.3	1765.3

＊ 1 ﾌﾚｰﾑ　柱部材応力（地震力Ｙ 正加力）

層名1	層名2	軸名	C.Mt	C.Mb	C.Mc	C.Qt	C.Qb	C.Nt	C.Nb
13F	14F	A	-436.0	-198.0	119.0	158.5	-158.5	59.2	-59.2
		B	-523.0	-285.5	118.8	202.1	-202.1	-22.8	22.8
		C	-100.0	-68.9	15.5	42.2	-42.2	-31.7	31.7
12F	13F	A	-549.7	-350.8	99.5	225.1	-225.1	158.9	-158.9
		B	-680.0	-484.1	97.9	291.0	-291.0	-46.2	46.2
		C	-153.6	-134.0	9.8	71.9	-71.9	-100.3	100.3
11F	12F	A	-626.3	-462.4	82.0	270.5	-270.5	285.6	-285.6
		B	-810.8	-641.1	84.9	360.7	-360.7	-67.6	67.6
		C	-191.2	-183.5	3.8	93.1	-93.1	-197.9	197.9
10F	11F	A	-691.7	-540.1	75.8	308.0	-308.0	433.6	-433.6
		B	-911.3	-754.5	78.4	416.4	-416.4	-86.7	86.7
		C	-221.6	-221.5	0.0	110.8	-110.8	-320.6	320.6
9F	10F	A	-775.0	-638.2	68.4	353.3	-353.3	600.7	-600.7
		B	-1032.4	-885.3	73.5	479.4	-479.4	-102.8	102.8
		C	-257.7	-266.2	-4.3	131.0	-131.0	-465.0	465.0
8F	9F	A	-808.0	-706.5	50.7	378.6	-378.6	783.1	-783.1
		B	-1094.8	-978.9	58.0	518.4	-518.4	-115.5	115.5
		C	-273.5	-282.9	-4.7	139.1	-139.1	-627.2	627.2
7F	8F	A	-813.9	-716.1	48.9	382.5	-382.5	973.9	-973.9
		B	-1123.6	-1008.8	57.4	533.1	-533.1	-120.3	120.3
		C	-312.6	-323.1	-5.3	158.9	-158.9	-804.8	804.8
6F	7F	A	-874.7	-793.1	40.8	416.9	-416.9	1172.3	-1172.3
		B	-1210.6	-1114.2	48.2	581.2	-581.2	-117.3	117.3
		C	-326.6	-355.9	-14.6	170.6	-170.6	-997.1	997.1
5F	6F	A	-835.1	-904.5	-34.7	432.2	-432.2	1374.1	-1374.1
		B	-1160.8	-1183.4	-11.3	582.4	-582.4	-111.2	111.2
		C	-312.6	-358.6	-23.0	166.8	-166.8	-1195.0	1195.0
4F	5F	A	-592.0	-671.0	-39.5	315.8	-315.8	1559.9	-1559.9
		B	-960.0	-990.9	-15.5	487.7	-487.7	-89.1	89.1
		C	-306.5	-350.2	-21.9	164.2	-164.2	-1391.3	1391.3
3F	4F	A	-750.1	-730.3	9.9	370.1	-370.1	1736.2	-1736.2
		B	-1077.5	-1065.6	5.9	535.8	-535.8	-59.1	59.1
		C	-314.8	-373.4	-29.3	172.1	-172.1	-1586.1	1586.1
2F	3F	A	-683.6	-897.8	-107.1	395.4	-395.4	1909.5	-1909.5
		B	-989.4	-1123.1	-66.9	528.1	-528.1	-30.9	30.9
		C	-289.2	-374.6	-42.7	165.9	-165.9	-1778.4	1778.4
1F	2F	A	-326.1	-1630.1	-652.0	434.7	-434.7	2059.1	-2059.1
		B	-707.0	-2230.3	-761.7	652.7	-652.7	0.1	-0.1
		C	-241.2	-891.2	-325.0	251.6	-251.6	-1953.6	1953.6

＊ 1 ﾌﾚｰﾑ　柱部材応力（地震力Ｙ 負加力）

層名1	層名2	軸名	C.Mt	C.Mb	C.Mc	C.Qt	C.Qb	C.Nt	C.Nb
13F	14F	A	436.0	198.0	-119.0	-158.5	158.5	-59.2	59.2
		B	523.0	285.5	-118.8	-202.1	202.1	22.8	-22.8
		C	100.0	68.9	-15.5	-42.2	42.2	31.7	-31.7
12F	13F	A	549.7	350.8	-99.5	-225.1	225.1	-158.9	158.9
		B	680.0	484.1	-97.9	-291.0	291.0	46.2	-46.2
		C	153.6	134.0	-9.8	-71.9	71.9	100.3	-100.3
11F	12F	A	626.3	462.4	-82.0	-270.5	270.5	-285.6	285.6
		B	810.8	641.1	-84.9	-360.7	360.7	67.6	-67.6
		C	191.2	183.5	-3.8	-93.1	93.1	197.9	-197.9
10F	11F	A	691.7	540.1	-75.8	-308.0	308.0	-433.6	433.6
		B	911.3	754.5	-78.4	-416.4	416.4	86.7	-86.7
		C	221.6	221.5	-0.0	-110.8	110.8	320.6	-320.6
9F	10F	A	775.0	638.2	-68.4	-353.3	353.3	-600.7	600.7
		B	1032.4	885.3	-73.5	-479.4	479.4	102.8	-102.8
		C	257.7	266.2	4.3	-131.0	131.0	465.0	-465.0
8F	9F	A	808.0	706.5	-50.7	-378.6	378.6	-783.1	783.1
		B	1094.8	978.9	-58.0	-518.4	518.4	115.5	-115.5
		C	273.5	282.9	4.7	-139.1	139.1	627.2	-627.2
7F	8F	A	813.9	716.1	-48.9	-382.5	382.5	-973.9	973.9
		B	1123.6	1008.8	-57.4	-533.1	533.1	120.3	-120.3
		C	312.6	323.1	5.3	-158.9	158.9	804.8	-804.8
6F	7F	A	874.7	793.1	-40.8	-416.9	416.9	-1172.3	1172.3
		B	1210.6	1114.2	-48.2	-581.2	581.2	117.3	-117.3

＊ 1 ﾌﾚｰﾑ　柱部材応力（地震力Ｙ　負加力）

層名1	層名2	軸名	C.Mt	C.Mb	C.Mc	C.Qt	C.Qb	C.Nt	C.Nb
6F	7F	C	326.6	355.9	14.6	-170.6	170.6	997.1	-997.1
5F	6F	A	835.1	904.5	34.7	-432.2	432.2	-1374.1	1374.1
		B	1160.8	1183.4	11.3	-582.4	582.4	111.2	-111.2
		C	312.6	358.6	23.0	-166.8	166.8	1195.0	-1195.0
4F	5F	A	592.0	671.0	39.5	-315.8	315.8	-1559.9	1559.9
		B	960.0	990.9	15.5	-487.7	487.7	89.1	-89.1
		C	306.5	350.2	21.9	-164.2	164.2	1391.3	-1391.3
3F	4F	A	750.1	730.3	-9.9	-370.1	370.1	-1736.2	1736.2
		B	1077.5	1065.6	-5.9	-535.8	535.8	59.1	-59.1
		C	314.8	373.4	29.3	-172.1	172.1	1586.1	-1586.1
2F	3F	A	683.6	897.8	107.1	-395.4	395.4	-1909.5	1909.5
		B	989.4	1123.1	66.9	-528.1	528.1	30.9	-30.9
		C	289.2	374.6	42.7	-165.9	165.9	1778.4	-1778.4
1F	2F	A	326.1	1630.1	652.0	-434.7	434.7	-2059.1	2059.1
		B	707.0	2230.3	761.7	-652.7	652.7	-0.1	0.1
		C	241.2	891.2	325.0	-251.6	251.6	1953.6	-1953.6

==========

＊ 2 ﾌﾚｰﾑ　はり部材応力（固定＋積載）

層名	軸名1	軸名2	G.Ml	G.Mr	G.Mc	G.Ql	G.Qr	G.Nl	G.Nr
14F	A	B	-1120.8	1133.6	916.2	425.6	427.2	0.0	0.0
	B	C	-300.5	180.1	115.2	166.9	133.4	0.0	0.0
13F	A	B	-1137.1	940.0	626.9	360.8	336.5	0.0	0.0
	B	C	-77.9	276.7	113.3	91.7	164.0	0.0	0.0
12F	A	B	-1083.6	916.6	665.4	359.0	338.3	0.0	0.0
	B	C	-124.3	245.7	105.6	102.5	153.3	0.0	0.0
11F	A	B	-1099.5	920.3	670.8	363.5	341.3	0.0	0.0
	B	C	-116.1	248.9	108.1	100.9	154.8	0.0	0.0
10F	A	B	-1090.7	922.9	673.9	362.8	342.1	0.0	0.0
	B	C	-122.5	245.0	106.8	102.3	153.4	0.0	0.0
9F	A	B	-1087.7	928.9	672.4	362.2	342.6	0.0	0.0
	B	C	-126.6	240.7	106.9	103.5	152.2	0.0	0.0
8F	A	B	-1090.4	922.4	674.3	362.8	342.0	0.0	0.0
	B	C	-110.8	258.5	109.1	100.6	158.6	0.0	0.0
7F	A	B	-1085.5	931.6	672.1	361.9	342.9	0.0	0.0
	B	C	-124.1	255.9	103.8	102.8	156.4	0.0	0.0
6F	A	B	-1063.3	946.6	675.7	359.6	345.2	0.0	0.0
	B	C	-152.3	231.8	101.7	110.0	149.2	0.0	0.0
5F	A	B	-1104.5	948.8	662.7	364.2	344.9	0.0	0.0
	B	C	-117.7	284.7	100.2	102.1	165.6	0.0	0.0
4F	A	B	-1112.2	972.9	646.9	363.1	346.0	0.0	0.0
	B	C	-128.6	285.7	94.2	103.5	164.2	0.0	0.0
3F	A	B	-1067.3	1009.6	650.9	358.1	351.0	0.0	0.0
	B	C	-190.5	236.9	87.6	118.9	148.8	0.0	0.0
2F	A	B	-1038.6	1061.8	639.2	353.1	356.0	0.0	0.0
	B	C	-215.8	201.3	92.8	127.3	140.4	0.0	0.0
1F	A	B	-738.0	1803.0	1444.8	537.2	668.7	0.0	0.0
	B	C	-1205.1	81.8	-199.4	370.7	58.7	0.0	0.0

＊ 2 ﾌﾚｰﾑ　はり部材応力（地震力Ｙ　正加力）

層名	軸名1	軸名2	G.Ml	G.Mr	G.Mc	G.Ql	G.Qr	G.Nl	G.Nr
14F	A	B	472.1	467.6	2.3	-58.0	58.0	0.0	0.0
	B	C	59.7	77.9	-9.1	-19.1	19.1	0.0	0.0
13F	A	B	814.1	798.4	7.8	-99.5	99.5	0.0	0.0
	B	C	210.7	204.6	3.1	-57.7	57.7	0.0	0.0
12F	A	B	1072.7	1047.2	12.7	-130.9	130.9	0.0	0.0
	B	C	335.4	321.3	7.1	-91.2	91.2	0.0	0.0
11F	A	B	1380.1	1346.6	16.7	-168.3	168.3	0.0	0.0
	B	C	416.6	404.6	6.0	-114.1	114.1	0.0	0.0
10F	A	B	1583.2	1540.0	21.6	-192.8	192.8	0.0	0.0
	B	C	501.4	481.7	9.9	-136.5	136.5	0.0	0.0

＊　2 ﾌﾚｰﾑ　はり部材応力（地震力Ｙ　正加力）

層名	軸名1	軸名2	G.Ml	G.Mr	G.Mc	G.Ql	G.Qr	G.Nl	G.Nr
9F	A	B	1742.4	1700.5	21.0	-212.5	212.5	0.0	0.0
	B	C	583.3	562.0	10.6	-159.1	159.1	0.0	0.0
8F	A	B	1813.2	1734.7	39.2	-219.0	219.0	0.0	0.0
	B	C	884.1	814.5	34.8	-235.9	235.9	0.0	0.0
7F	A	B	1898.9	1817.1	40.9	-229.4	229.4	0.0	0.0
	B	C	975.0	926.7	24.1	-264.1	264.1	0.0	0.0
6F	A	B	1950.7	1873.6	38.6	-236.1	236.1	0.0	0.0
	B	C	1033.9	977.4	28.2	-279.4	279.4	0.0	0.0
5F	A	B	1849.6	1720.3	64.6	-220.4	220.4	0.0	0.0
	B	C	1698.7	1559.0	69.9	-452.5	452.5	0.0	0.0
4F	A	B	1785.9	1687.7	49.1	-214.4	214.4	0.0	0.0
	B	C	1838.4	1773.0	32.7	-501.6	501.6	0.0	0.0
3F	A	B	1765.9	1654.7	55.6	-211.1	211.1	0.0	0.0
	B	C	1860.8	1772.5	44.2	-504.6	504.6	0.0	0.0
2F	A	B	1512.9	1416.2	48.3	-180.8	180.8	0.0	0.0
	B	C	1682.4	1597.1	42.6	-455.5	455.5	0.0	0.0
1F	A	B	1773.8	1304.5	234.7	-190.0	190.0	0.0	0.0
	B	C	1284.1	1192.6	45.7	-344.0	344.0	0.0	0.0

＊　2 ﾌﾚｰﾑ　はり部材応力（地震力Ｙ　負加力）

層名	軸名1	軸名2	G.Ml	G.Mr	G.Mc	G.Ql	G.Qr	G.Nl	G.Nr
14F	A	B	-472.1	-467.6	-2.3	58.0	-58.0	0.0	0.0
	B	C	-59.7	-77.9	9.1	19.1	-19.1	0.0	0.0
13F	A	B	-814.1	-798.4	-7.8	99.5	-99.5	0.0	0.0
	B	C	-210.7	-204.6	-3.1	57.7	-57.7	0.0	0.0
12F	A	B	-1072.7	-1047.2	-12.7	130.9	-130.9	0.0	0.0
	B	C	-335.4	-321.3	-7.1	91.2	-91.2	0.0	0.0
11F	A	B	-1380.1	-1346.6	-16.7	168.3	-168.3	0.0	0.0
	B	C	-416.6	-404.6	-6.0	114.1	-114.1	0.0	0.0
10F	A	B	-1583.2	-1540.0	-21.6	192.8	-192.8	0.0	0.0
	B	C	-501.4	-481.7	-9.9	136.5	-136.5	0.0	0.0
9F	A	B	-1742.4	-1700.5	-21.0	212.5	-212.5	0.0	0.0
	B	C	-583.3	-562.0	-10.6	159.1	-159.1	0.0	0.0
8F	A	B	-1813.2	-1734.7	-39.2	219.0	-219.0	0.0	0.0
	B	C	-884.1	-814.5	-34.8	235.9	-235.9	0.0	0.0
7F	A	B	-1898.9	-1817.1	-40.9	229.4	-229.4	0.0	0.0
	B	C	-975.0	-926.7	-24.1	264.1	-264.1	0.0	0.0
6F	A	B	-1950.7	-1873.6	-38.6	236.1	-236.1	0.0	0.0
	B	C	-1033.9	-977.4	-28.2	279.4	-279.4	0.0	0.0
5F	A	B	-1849.6	-1720.3	-64.6	220.4	-220.4	0.0	0.0
	B	C	-1698.7	-1559.0	-69.9	452.5	-452.5	0.0	0.0
4F	A	B	-1785.9	-1687.7	-49.1	214.4	-214.4	0.0	0.0
	B	C	-1838.4	-1773.0	-32.7	501.6	-501.6	0.0	0.0
3F	A	B	-1765.9	-1654.7	-55.6	211.1	-211.1	0.0	0.0
	B	C	-1860.8	-1772.5	-44.2	504.6	-504.6	0.0	0.0
2F	A	B	-1512.9	-1416.2	-48.3	180.8	-180.8	0.0	0.0
	B	C	-1682.4	-1597.1	-42.6	455.5	-455.5	0.0	0.0
1F	A	B	-1773.8	-1304.5	-234.7	190.0	-190.0	0.0	0.0
	B	C	-1284.1	-1192.6	-45.7	344.0	-344.0	0.0	0.0

＊　2 ﾌﾚｰﾑ　柱部材応力（固定＋積載）

層名1	層名2	軸名	C.Mt	C.Mb	C.Mc	C.Qt	C.Qb	C.Nt	C.Nb
13F	14F	A	1120.8	690.0	-215.4	-452.7	452.7	-496.0	496.0
		B	-833.1	-549.2	141.9	345.6	-345.6	-708.8	708.8
		C	-180.1	-163.4	8.3	85.9	-85.9	-222.4	222.4
12F	13F	A	447.1	476.0	14.5	-230.8	230.8	-910.0	910.0
		B	-312.9	-341.7	-14.4	163.6	-163.6	-1203.8	1203.8
		C	-113.3	-123.5	-5.1	59.2	-59.2	-446.8	446.8
11F	12F	A	607.7	540.2	-33.7	-285.2	285.2	-1327.4	1327.4
		B	-450.5	-396.5	27.0	210.4	-210.4	-1719.5	1719.5
		C	-122.2	-130.4	-4.1	62.8	-62.8	-662.5	662.5
10F	11F	A	559.3	523.2	-18.1	-270.6	270.6	-1755.9	1755.9
		B	-407.8	-383.3	12.2	197.8	-197.8	-2246.3	2246.3
		C	-118.5	-128.0	-4.7	61.6	-61.6	-878.5	878.5

＊ 2 ﾌﾚｰﾑ　柱部材応力（固定＋積載）

層名1	層名2	軸名	C.Mt	C.Mb	C.Mc	C.Qt	C.Qb	C.Nt	C.Nb
9F	10F	A	567.5	522.6	-22.4	-272.5	272.5	-2186.3	2186.3
		B	-417.2	-386.4	15.4	200.9	-200.9	-2779.1	2779.1
		C	-117.0	-127.0	-5.0	61.0	-61.0	-1093.6	1093.6
8F	9F	A	565.1	520.2	-22.4	-271.3	271.3	-2619.0	2619.0
		B	-415.9	-395.4	10.2	202.8	-202.8	-3317.9	3317.9
		C	-113.7	-122.6	-4.4	59.1	-59.1	-1308.6	1308.6
7F	8F	A	570.2	524.1	-23.1	-273.6	273.6	-3055.9	3055.9
		B	-416.1	-384.5	15.8	200.1	-200.1	-3858.4	3858.4
		C	-135.9	-133.3	1.3	67.3	-67.3	-1532.1	1532.1
6F	7F	A	561.4	529.6	-15.9	-272.7	272.7	-3496.3	3496.3
		B	-423.1	-394.6	14.2	204.4	-204.4	-4408.1	4408.1
		C	-122.5	-124.3	-0.9	61.7	-61.7	-1755.4	1755.4
5F	6F	A	533.8	456.5	-38.7	-246.0	246.0	-3940.0	3940.0
		B	-399.6	-357.6	21.0	188.1	-188.1	-4975.5	4975.5
		C	-107.5	-103.6	1.9	52.4	-52.4	-1973.0	1973.0
4F	5F	A	648.1	573.2	-37.4	-305.3	305.3	-4392.6	4392.6
		B	-473.5	-415.6	29.0	222.3	-222.3	-5539.4	5539.4
		C	-181.1	-151.8	14.6	83.2	-83.2	-2209.7	2209.7
3F	4F	A	538.9	543.8	2.4	-270.7	270.7	-4851.7	4851.7
		B	-428.8	-396.7	16.1	206.4	-206.4	-6114.9	6114.9
		C	-133.9	-115.9	9.0	62.5	-62.5	-2449.0	2449.0
2F	3F	A	523.6	488.6	-17.5	-253.0	253.0	-5314.7	5314.7
		B	-422.4	-353.3	34.6	193.9	-193.9	-6723.1	6723.1
		C	-121.0	-103.1	9.0	56.0	-56.0	-2674.8	2674.8
1F	2F	A	550.0	738.0	94.0	-286.2	286.2	-5782.7	5782.7
		B	-492.8	-597.9	-52.5	242.4	-242.4	-7356.9	7356.9
		C	-98.2	-81.8	8.2	40.0	-40.0	-2894.7	2894.7

＊ 2 ﾌﾚｰﾑ　柱部材応力（地震力Ｙ　正加力）

層名1	層名2	軸名	C.Mt	C.Mb	C.Mc	C.Qt	C.Qb	C.Nt	C.Nb
13F	14F	A	-472.1	-231.1	120.5	175.8	-175.8	52.5	-52.5
		B	-527.3	-300.0	113.7	206.8	-206.8	-40.6	40.6
		C	-77.9	-54.2	11.9	33.0	-33.0	-15.0	15.0
12F	13F	A	-582.9	-379.5	101.7	240.6	-240.6	144.5	-144.5
		B	-709.2	-510.3	99.4	304.9	-304.9	-85.6	85.6
		C	-150.4	-131.6	9.4	70.5	-70.5	-68.3	68.3
11F	12F	A	-693.1	-552.6	70.3	309.5	-309.5	268.3	-268.3
		B	-872.4	-723.5	74.4	396.5	-396.5	-128.8	128.8
		C	-189.7	-182.0	3.8	92.3	-92.3	-155.1	155.1
10F	11F	A	-827.5	-665.6	81.0	373.3	-373.3	429.8	-429.8
		B	-1039.8	-877.2	81.3	479.2	-479.2	-186.6	186.6
		C	-222.6	-224.8	-1.1	111.8	-111.8	-262.5	262.5
9F	10F	A	-917.7	-778.3	69.7	424.0	-424.0	615.8	-615.8
		B	-1164.3	-1005.1	79.6	542.3	-542.3	-247.5	247.5
		C	-256.9	-260.5	-1.8	129.4	-129.4	-391.8	391.8
8F	9F	A	-964.1	-848.1	58.0	453.1	-453.1	821.8	-821.8
		B	-1278.7	-1194.8	41.9	618.4	-618.4	-307.4	307.4
		C	-301.5	-345.3	-21.9	161.7	-161.7	-543.1	543.1
7F	8F	A	-965.1	-859.6	52.8	456.2	-456.2	1034.7	-1034.7
		B	-1424.0	-1290.4	66.8	678.6	-678.6	-299.1	299.1
		C	-469.2	-459.7	4.8	232.2	-232.2	-770.5	770.5
6F	7F	A	-1039.4	-950.8	44.3	497.5	-497.5	1258.5	-1258.5
		B	-1501.6	-1372.5	64.6	718.5	-718.5	-275.1	275.1
		C	-467.0	-476.7	-4.9	235.9	-235.9	-1025.5	1025.5
5F	6F	A	-999.9	-1049.9	-25.0	509.3	-509.3	1489.8	-1489.8
		B	-1535.0	-1618.0	-41.5	783.3	-783.3	-244.4	244.4
		C	-500.7	-578.4	-38.8	268.1	-268.1	-1295.8	1295.8
4F	5F	A	-799.7	-854.5	-27.4	413.6	-413.6	1705.7	-1705.7
		B	-1801.1	-1730.4	35.4	882.9	-882.9	-28.0	28.0
		C	-980.6	-892.7	43.9	468.3	-468.3	-1738.4	1738.4
3F	4F	A	-931.3	-907.3	12.0	459.7	-459.7	1916.5	-1916.5
		B	-1795.8	-1761.4	17.2	889.3	-889.3	243.0	-243.0
		C	-880.3	-871.3	4.5	437.9	-437.9	-2230.5	2230.5
2F	3F	A	-858.6	-1049.2	-95.3	476.9	-476.9	2125.4	-2125.4
		B	-1754.1	-1865.5	-55.7	904.9	-904.9	522.8	-522.8

＊ 2 ﾌﾚｰﾑ　柱部材応力（地震力Ｙ 正加力）

層名1	層名2	軸名	C.Mt	C.Mb	C.Mc	C.Qt	C.Qb	C.Nt	C.Nb
2F	3F	C	-901.2	-932.9	-15.8	458.5	-458.5	-2727.8	2727.8
1F	2F	A	-463.7	-1773.8	-655.0	497.2	-497.2	2305.6	-2305.6
		B	-1233.1	-2588.5	-677.7	849.3	-849.3	788.8	-788.8
		C	-664.3	-1192.6	-264.2	412.6	-412.6	-3178.8	3178.8

＊ 2 ﾌﾚｰﾑ　柱部材応力（地震力Ｙ 負加力）

層名1	層名2	軸名	C.Mt	C.Mb	C.Mc	C.Qt	C.Qb	C.Nt	C.Nb
13F	14F	A	472.1	231.1	-120.5	-175.8	175.8	-52.5	52.5
		B	527.3	300.0	-113.7	-206.8	206.8	40.6	-40.6
		C	77.9	54.2	-11.9	-33.0	33.0	15.0	-15.0
12F	13F	A	582.9	379.5	-101.7	-240.6	240.6	-144.5	144.5
		B	709.2	510.3	-99.4	-304.9	304.9	85.6	-85.6
		C	150.4	131.6	-9.4	-70.5	70.5	68.3	-68.3
11F	12F	A	693.1	552.6	-70.3	-309.5	309.5	-268.3	268.3
		B	872.4	723.5	-74.4	-396.5	396.5	128.8	-128.8
		C	189.7	182.0	-3.8	-92.3	92.3	155.1	-155.1
10F	11F	A	827.5	665.6	-81.0	-373.3	373.3	-429.8	429.8
		B	1039.8	877.2	-81.3	-479.2	479.2	186.6	-186.6
		C	222.6	224.8	1.1	-111.8	111.8	262.5	-262.5
9F	10F	A	917.7	778.3	-69.7	-424.0	424.0	-615.8	615.8
		B	1164.3	1005.1	-79.6	-542.3	542.3	247.5	-247.5
		C	256.9	260.5	1.8	-129.4	129.4	391.8	-391.8
8F	9F	A	964.1	848.1	-58.0	-453.1	453.1	-821.8	821.8
		B	1278.7	1194.8	-41.9	-618.4	618.4	307.4	-307.4
		C	301.5	345.3	21.9	-161.7	161.7	543.1	-543.1
7F	8F	A	965.1	859.6	-52.8	-456.2	456.2	-1034.7	1034.7
		B	1424.0	1290.4	-66.8	-678.6	678.6	299.1	-299.1
		C	469.2	459.7	-4.8	-232.2	232.2	770.5	-770.5
6F	7F	A	1039.4	950.8	-44.3	-497.5	497.5	-1258.5	1258.5
		B	1501.6	1372.5	-64.6	-718.5	718.5	275.1	-275.1
		C	467.0	476.7	4.9	-235.9	235.9	1025.5	-1025.5
5F	6F	A	999.9	1049.9	25.0	-509.3	509.3	-1489.8	1489.8
		B	1535.0	1618.0	41.5	-783.3	783.3	244.4	-244.4
		C	500.7	578.4	38.8	-268.1	268.1	1295.8	-1295.8
4F	5F	A	799.7	854.5	27.4	-413.6	413.6	-1705.7	1705.7
		B	1801.1	1730.4	-35.4	-882.9	882.9	28.0	-28.0
		C	980.6	892.7	-43.9	-468.3	468.3	1738.4	-1738.4
3F	4F	A	931.3	907.3	-12.0	-459.7	459.7	-1916.5	1916.5
		B	1795.8	1761.4	-17.2	-889.3	889.3	-243.0	243.0
		C	880.3	871.3	-4.5	-437.9	437.9	2230.5	-2230.5
2F	3F	A	858.6	1049.2	95.3	-476.9	476.9	-2125.4	2125.4
		B	1754.1	1865.5	55.7	-904.9	904.9	-522.8	522.8
		C	901.2	932.9	15.8	-458.5	458.5	2727.8	-2727.8
1F	2F	A	463.7	1773.8	655.0	-497.2	497.2	-2305.6	2305.6
		B	1233.1	2588.5	677.7	-849.3	849.3	-788.8	788.8
		C	664.3	1192.6	264.2	-412.6	412.6	3178.8	-3178.8

==========

＊ 3 ﾌﾚｰﾑ　はり部材応力（固定＋積載）

層名	軸名1	軸名2	G.Ml	G.Mr	G.Mc	G.Ql	G.Qr	G.Nl	G.Nr
14F	A	B	-1137.8	1114.2	917.4	427.9	425.0	0.0	0.0
	B	C	-293.1	186.6	115.6	164.9	135.4	0.0	0.0
13F	A	B	-1156.2	923.4	625.7	363.0	334.3	0.0	0.0
	B	C	-98.1	305.0	131.1	109.9	171.4	0.0	0.0
12F	A	B	-1101.5	900.2	664.6	361.1	336.2	0.0	0.0
	B	C	-147.4	274.8	121.5	120.9	160.4	0.0	0.0
11F	A	B	-1118.3	903.5	669.8	365.7	339.1	0.0	0.0
	B	C	-139.1	277.2	124.5	119.4	161.8	0.0	0.0
10F	A	B	-1108.3	907.2	672.9	364.8	340.0	0.0	0.0
	B	C	-146.2	273.1	123.0	121.0	160.3	0.0	0.0
9F	A	B	-1104.1	914.6	671.4	364.1	340.7	0.0	0.0

＊　3 ﾌﾚｰﾑ　はり部材応力（固定＋積載）

層名	軸名1	軸名2	G.Ml	G.Mr	G.Mc	G.Ql	G.Qr	G.Nl	G.Nr
9F	B	C	-150.8	268.1	123.2	122.3	158.9	0.0	0.0
8F	A	B	-1105.7	908.8	673.4	364.6	340.2	0.0	0.0
	B	C	-132.3	285.9	126.7	119.0	165.7	0.0	0.0
7F	A	B	-1098.9	920.0	671.2	363.4	341.4	0.0	0.0
	B	C	-147.1	283.5	120.5	121.4	163.3	0.0	0.0
6F	A	B	-1074.4	937.9	674.5	360.8	344.0	0.0	0.0
	B	C	-177.7	257.0	118.4	129.3	155.4	0.0	0.0
5F	A	B	-1115.5	939.0	662.1	365.4	343.7	0.0	0.0
	B	C	-138.6	312.8	117.7	120.4	172.8	0.0	0.0
4F	A	B	-1121.2	965.2	646.2	364.2	344.9	0.0	0.0
	B	C	-152.2	314.9	109.9	122.0	171.2	0.0	0.0
3F	A	B	-1073.1	1005.4	650.1	358.7	350.4	0.0	0.0
	B	C	-218.9	262.8	102.6	138.5	154.7	0.0	0.0
2F	A	B	-1040.6	1062.1	638.0	353.2	355.9	0.0	0.0
	B	C	-245.9	223.2	108.9	147.7	145.5	0.0	0.0
1F	A	B	-739.2	1799.0	1446.2	537.5	668.4	0.0	0.0
	B	C	-1208.6	87.5	-204.1	370.4	59.0	0.0	0.0

＊　3 ﾌﾚｰﾑ　はり部材応力（地震力Ｙ　正加力）

層名	軸名1	軸名2	G.Ml	G.Mr	G.Mc	G.Ql	G.Qr	G.Nl	G.Nr
14F	A	B	473.7	471.7	1.0	-58.4	58.4	0.0	0.0
	B	C	45.8	69.1	-11.6	-16.0	16.0	0.0	0.0
13F	A	B	814.1	798.5	7.8	-99.5	99.5	0.0	0.0
	B	C	204.5	198.6	3.0	-56.0	56.0	0.0	0.0
12F	A	B	1071.4	1045.9	12.8	-130.7	130.7	0.0	0.0
	B	C	337.2	322.2	7.5	-91.6	91.6	0.0	0.0
11F	A	B	1377.8	1343.8	17.0	-168.0	168.0	0.0	0.0
	B	C	422.7	409.4	6.7	-115.6	115.6	0.0	0.0
10F	A	B	1580.0	1535.8	22.1	-192.3	192.3	0.0	0.0
	B	C	512.7	490.5	11.1	-139.3	139.3	0.0	0.0
9F	A	B	1738.2	1694.8	21.7	-211.9	211.9	0.0	0.0
	B	C	599.1	574.0	12.6	-162.9	162.9	0.0	0.0
8F	A	B	1808.8	1729.1	39.8	-218.4	218.4	0.0	0.0
	B	C	899.8	824.5	37.6	-239.5	239.5	0.0	0.0
7F	A	B	1893.8	1810.3	41.8	-228.6	228.6	0.0	0.0
	B	C	995.4	941.5	26.9	-269.0	269.0	0.0	0.0
6F	A	B	1944.8	1865.3	39.7	-235.2	235.2	0.0	0.0
	B	C	1058.2	994.3	32.0	-285.1	285.1	0.0	0.0
5F	A	B	1844.3	1713.7	65.3	-219.6	219.6	0.0	0.0
	B	C	1721.3	1573.5	73.9	-457.6	457.6	0.0	0.0
4F	A	B	1780.3	1680.2	50.0	-213.6	213.6	0.0	0.0
	B	C	1870.7	1799.0	35.9	-509.7	509.7	0.0	0.0
3F	A	B	1759.3	1645.9	56.7	-210.2	210.2	0.0	0.0
	B	C	1902.1	1805.6	48.2	-515.0	515.0	0.0	0.0
2F	A	B	1505.9	1406.2	49.9	-179.8	179.8	0.0	0.0
	B	C	1723.4	1628.6	47.4	-465.6	465.6	0.0	0.0
1F	A	B	1767.4	1302.2	232.6	-189.5	189.5	0.0	0.0
	B	C	1288.2	1199.2	44.5	-345.5	345.5	0.0	0.0

＊　3 ﾌﾚｰﾑ　はり部材応力（地震力Ｙ　負加力）

層名	軸名1	軸名2	G.Ml	G.Mr	G.Mc	G.Ql	G.Qr	G.Nl	G.Nr
14F	A	B	-473.7	-471.7	-1.0	58.4	-58.4	0.0	0.0
	B	C	-45.8	-69.1	11.6	16.0	-16.0	0.0	0.0
13F	A	B	-814.1	-798.5	-7.8	99.5	-99.5	0.0	0.0
	B	C	-204.5	-198.6	-3.0	56.0	-56.0	0.0	0.0
12F	A	B	-1071.4	-1045.9	-12.8	130.7	-130.7	0.0	0.0
	B	C	-337.2	-322.2	-7.5	91.6	-91.6	0.0	0.0
11F	A	B	-1377.8	-1343.8	-17.0	168.0	-168.0	0.0	0.0
	B	C	-422.7	-409.4	-6.7	115.6	-115.6	0.0	0.0
10F	A	B	-1580.0	-1535.8	-22.1	192.3	-192.3	0.0	0.0
	B	C	-512.7	-490.5	-11.1	139.3	-139.3	0.0	0.0
9F	A	B	-1738.2	-1694.8	-21.7	211.9	-211.9	0.0	0.0
	B	C	-599.1	-574.0	-12.6	162.9	-162.9	0.0	0.0
8F	A	B	-1808.8	-1729.1	-39.8	218.4	-218.4	0.0	0.0

＊ 3 ﾌﾚｰﾑ　はり部材応力（地震力Ｙ 負加力）

層名	軸名1	軸名2	G.Ml	G.Mr	G.Mc	G.Ql	G.Qr	G.Nl	G.Nr
8F	B	C	-899.8	-824.5	-37.6	239.5	-239.5	0.0	0.0
7F	A	B	-1893.8	-1810.3	-41.8	228.6	-228.6	0.0	0.0
	B	C	-995.4	-941.5	-26.9	269.0	-269.0	0.0	0.0
6F	A	B	-1944.8	-1865.3	-39.7	235.2	-235.2	0.0	0.0
	B	C	-1058.2	-994.3	-32.0	285.1	-285.1	0.0	0.0
5F	A	B	-1844.3	-1713.7	-65.3	219.6	-219.6	0.0	0.0
	B	C	-1721.3	-1573.5	-73.9	457.6	-457.6	0.0	0.0
4F	A	B	-1780.3	-1680.2	-50.0	213.6	-213.6	0.0	0.0
	B	C	-1870.7	-1799.0	-35.9	509.7	-509.7	0.0	0.0
3F	A	B	-1759.3	-1645.9	-56.7	210.2	-210.2	0.0	0.0
	B	C	-1902.1	-1805.6	-48.2	515.0	-515.0	0.0	0.0
2F	A	B	-1505.9	-1406.2	-49.9	179.8	-179.8	0.0	0.0
	B	C	-1723.4	-1628.6	-47.4	465.6	-465.6	0.0	0.0
1F	A	B	-1767.4	-1302.2	-232.6	189.5	-189.5	0.0	0.0
	B	C	-1288.2	-1199.2	-44.5	345.5	-345.5	0.0	0.0

＊ 3 ﾌﾚｰﾑ　柱部材応力（固定＋積載）

層名1	層名2	軸名	C.Mt	C.Mb	C.Mc	C.Qt	C.Qb	C.Nt	C.Nb
13F	14F	A	1137.8	701.5	-218.1	-459.8	459.8	-532.6	532.6
		B	-821.1	-534.1	143.5	338.8	-338.8	-748.4	748.4
		C	-186.6	-175.6	5.5	90.6	-90.6	-217.2	217.2
12F	13F	A	454.7	483.9	14.6	-234.7	234.7	-1000.7	1000.7
		B	-291.2	-322.6	-15.7	153.4	-153.4	-1329.2	1329.2
		C	-129.4	-139.0	-4.8	67.1	-67.1	-480.8	480.8
11F	12F	A	617.6	549.5	-34.1	-290.0	290.0	-1467.3	1467.3
		B	-430.1	-377.2	26.5	200.6	-200.6	-1923.8	1923.8
		C	-135.8	-145.1	-4.7	69.8	-69.8	-733.2	733.2
10F	11F	A	568.8	532.0	-18.4	-275.2	275.2	-1939.0	1939.0
		B	-387.2	-364.2	11.5	187.8	-187.8	-2516.6	2516.6
		C	-132.1	-142.6	-5.2	68.7	-68.7	-986.0	986.0
9F	10F	A	576.3	530.7	-22.8	-276.7	276.7	-2410.3	2410.3
		B	-396.8	-367.5	14.7	191.1	-191.1	-3112.8	3112.8
		C	-130.5	-141.7	-5.6	68.0	-68.0	-1237.6	1237.6
8F	9F	A	573.4	527.8	-22.8	-275.3	275.3	-2881.8	2881.8
		B	-396.3	-378.0	9.1	193.6	-193.6	-3712.7	3712.7
		C	-126.4	-135.6	-4.6	65.5	-65.5	-1489.5	1489.5
7F	8F	A	578.0	531.1	-23.4	-277.3	277.3	-3354.7	3354.7
		B	-398.4	-367.9	15.2	191.6	-191.6	-4310.7	4310.7
		C	-150.3	-147.5	1.4	74.4	-74.4	-1750.2	1750.2
6F	7F	A	567.8	535.3	-16.3	-275.8	275.8	-3827.5	3827.5
		B	-405.0	-377.3	13.9	195.6	-195.6	-4914.4	4914.4
		C	-136.0	-138.1	-1.1	68.5	-68.5	-2010.9	2010.9
5F	6F	A	539.1	461.2	-38.9	-248.5	248.5	-4298.9	4298.9
		B	-382.9	-344.0	19.5	180.6	-180.6	-5531.3	5531.3
		C	-118.9	-113.9	2.5	57.8	-57.8	-2266.1	2266.1
4F	5F	A	654.3	578.6	-37.8	-308.2	308.2	-4777.4	4777.4
		B	-456.5	-399.7	28.4	214.0	-214.0	-6141.7	6141.7
		C	-198.9	-167.2	15.8	91.5	-91.5	-2541.0	2541.0
3F	4F	A	542.6	547.5	2.5	-272.5	272.5	-5257.9	5257.9
		B	-413.3	-381.2	16.1	198.6	-198.6	-6759.5	6759.5
		C	-147.6	-128.4	9.6	69.0	-69.0	-2818.0	2818.0
2F	3F	A	525.5	490.4	-17.6	-254.0	254.0	-5734.4	5734.4
		B	-405.3	-335.2	35.1	185.1	-185.1	-7402.6	7402.6
		C	-134.4	-116.1	9.2	62.6	-62.6	-3081.5	3081.5
1F	2F	A	550.2	739.2	94.5	-286.5	286.5	-6208.1	6208.1
		B	-481.0	-590.4	-54.7	238.1	-238.1	-8064.0	8064.0
		C	-107.1	-87.5	9.8	43.2	-43.2	-3340.6	3340.6

＊ 3 ﾌﾚｰﾑ　柱部材応力（地震力Ｙ 正加力）

層名1	層名2	軸名	C.Mt	C.Mb	C.Mc	C.Qt	C.Qb	C.Nt	C.Nb
13F	14F	A	-473.7	-232.1	120.8	176.4	-176.4	57.7	-57.7
		B	-517.6	-294.9	111.3	203.1	-203.1	-44.3	44.3
		C	-69.1	-48.7	10.2	29.4	-29.4	-15.4	15.4
12F	13F	A	-582.0	-379.4	101.3	240.3	-240.3	156.2	-156.2

＊　3 ﾌﾚｰﾑ　柱部材応力（地震力Ｙ　正加力）

層名1	層名2	軸名	C.Mt	C.Mb	C.Mc	C.Qt	C.Qb	C.Nt	C.Nb
12F	13F	B	-708.2	-510.4	98.9	304.6	-304.6	-90.2	90.2
		C	-149.9	-131.6	9.2	70.4	-70.4	-69.5	69.5
11F	12F	A	-692.1	-552.0	70.1	309.1	-309.1	285.9	-285.9
		B	-872.7	-724.8	74.0	396.9	-396.9	-131.6	131.6
		C	-190.7	-183.9	3.4	93.1	-93.1	-159.3	159.3
10F	11F	A	-825.8	-664.4	80.7	372.6	-372.6	452.5	-452.5
		B	-1041.8	-880.1	80.8	480.5	-480.5	-187.4	187.4
		C	-225.5	-228.5	-1.5	113.5	-113.5	-273.0	273.0
9F	10F	A	-915.5	-776.7	69.4	423.0	-423.0	643.6	-643.6
		B	-1168.4	-1010.1	79.2	544.6	-544.6	-243.6	243.6
		C	-261.9	-267.1	-2.6	132.2	-132.2	-410.4	410.4
8F	9F	A	-961.6	-846.2	57.7	451.9	-451.9	854.4	-854.4
		B	-1283.9	-1199.6	42.1	620.9	-620.9	-295.7	295.7
		C	-306.9	-350.1	-21.6	164.3	-164.3	-571.6	571.6
7F	8F	A	-962.6	-857.4	52.6	455.0	-455.0	1071.8	-1071.8
		B	-1429.3	-1296.2	66.5	681.4	-681.4	-277.5	277.5
		C	-474.4	-466.0	4.2	235.1	-235.1	-809.5	809.5
6F	7F	A	-1036.4	-948.1	44.1	496.1	-496.1	1299.6	-1299.6
		B	-1509.5	-1380.9	64.3	722.6	-722.6	-239.6	239.6
		C	-475.5	-486.3	-5.4	240.5	-240.5	-1077.1	1077.1
5F	6F	A	-996.6	-1046.7	-25.0	507.7	-507.7	1534.2	-1534.2
		B	-1542.7	-1623.6	-40.4	786.7	-786.7	-191.8	191.8
		C	-508.0	-583.6	-37.8	271.2	-271.2	-1361.2	1361.2
4F	5F	A	-797.6	-852.0	-27.2	412.4	-412.4	1753.2	-1753.2
		B	-1811.5	-1741.2	35.1	888.2	-888.2	44.3	-44.3
		C	-989.9	-903.6	43.2	473.4	-473.4	-1817.6	1817.6
3F	4F	A	-928.2	-904.3	12.0	458.1	-458.1	1966.3	-1966.3
		B	-1809.7	-1775.7	17.0	896.4	-896.4	338.7	-338.7
		C	-895.4	-886.1	4.6	445.4	-445.4	-2326.0	2326.0
2F	3F	A	-855.0	-1044.8	-94.9	475.0	-475.0	2176.1	-2176.1
		B	-1772.3	-1883.7	-55.7	914.0	-914.0	642.4	-642.4
		C	-919.5	-951.5	-16.0	467.7	-467.7	-2840.1	2840.1
1F	2F	A	-461.1	-1767.4	-653.1	495.2	-495.2	2355.7	-2355.7
		B	-1245.8	-2590.4	-672.3	852.5	-852.5	927.6	-927.6
		C	-677.1	-1199.2	-261.0	417.0	-417.0	-3305.2	3305.2

＊　3 ﾌﾚｰﾑ　柱部材応力（地震力Ｙ　負加力）

層名1	層名2	軸名	C.Mt	C.Mb	C.Mc	C.Qt	C.Qb	C.Nt	C.Nb
13F	14F	A	473.7	232.1	-120.8	-176.4	176.4	-57.7	57.7
		B	517.6	294.9	-111.3	-203.1	203.1	44.3	-44.3
		C	69.1	48.7	-10.2	-29.4	29.4	15.4	-15.4
12F	13F	A	582.0	379.4	-101.3	-240.3	240.3	-156.2	156.2
		B	708.2	510.4	-98.9	-304.6	304.6	90.2	-90.2
		C	149.9	131.6	-9.2	-70.4	70.4	69.5	-69.5
11F	12F	A	692.1	552.0	-70.1	-309.1	309.1	-285.9	285.9
		B	872.7	724.8	-74.0	-396.9	396.9	131.6	-131.6
		C	190.7	183.9	-3.4	-93.1	93.1	159.3	-159.3
10F	11F	A	825.8	664.4	-80.7	-372.6	372.6	-452.5	452.5
		B	1041.8	880.1	-80.8	-480.5	480.5	187.4	-187.4
		C	225.5	228.5	1.5	-113.5	113.5	273.0	-273.0
9F	10F	A	915.5	776.7	-69.4	-423.0	423.0	-643.6	643.6
		B	1168.4	1010.1	-79.2	-544.6	544.6	243.6	-243.6
		C	261.9	267.1	2.6	-132.2	132.2	410.4	-410.4
8F	9F	A	961.6	846.2	-57.7	-451.9	451.9	-854.4	854.4
		B	1283.9	1199.6	-42.1	-620.9	620.9	295.7	-295.7
		C	306.9	350.1	21.6	-164.3	164.3	571.6	-571.6
7F	8F	A	962.6	857.4	-52.6	-455.0	455.0	-1071.8	1071.8
		B	1429.3	1296.2	-66.5	-681.4	681.4	277.5	-277.5
		C	474.4	466.0	-4.2	-235.1	235.1	809.5	-809.5
6F	7F	A	1036.4	948.1	-44.1	-496.1	496.1	-1299.6	1299.6
		B	1509.5	1380.9	-64.3	-722.6	722.6	239.6	-239.6
		C	475.5	486.3	5.4	-240.5	240.5	1077.1	-1077.1
5F	6F	A	996.6	1046.7	25.0	-507.7	507.7	-1534.2	1534.2
		B	1542.7	1623.6	40.4	-786.7	786.7	191.8	-191.8
		C	508.0	583.6	37.8	-271.2	271.2	1361.2	-1361.2

＊ 3 ﾌﾚｰﾑ　柱部材応力（地震力Ｙ　負加力）

層名1	層名2	軸名	C.Mt	C.Mb	C.Mc	C.Qt	C.Qb	C.Nt	C.Nb
4F	5F	A	797.6	852.0	27.2	-412.4	412.4	-1753.2	1753.2
		B	1811.5	1741.2	-35.1	-888.2	888.2	-44.3	44.3
		C	989.9	903.6	-43.2	-473.4	473.4	1817.6	-1817.6
3F	4F	A	928.2	904.3	-12.0	-458.1	458.1	-1966.3	1966.3
		B	1809.7	1775.7	-17.0	-896.4	896.4	-338.7	338.7
		C	895.4	886.1	-4.6	-445.4	445.4	2326.0	-2326.0
2F	3F	A	855.0	1044.8	94.9	-475.0	475.0	-2176.1	2176.1
		B	1772.3	1883.7	55.7	-914.0	914.0	-642.4	642.4
		C	919.5	951.5	16.0	-467.7	467.7	2840.1	-2840.1
1F	2F	A	461.1	1767.4	653.1	-495.2	495.2	-2355.7	2355.7
		B	1245.8	2590.4	672.3	-852.5	852.5	-927.6	927.6
		C	677.1	1199.2	261.0	-417.0	417.0	3305.2	-3305.2

==========

＊ 4 ﾌﾚｰﾑ　はり部材応力（固定＋積載）

層名	軸名1	軸名2	G.Ml	G.Mr	G.Mc	G.Ql	G.Qr	G.Nl	G.Nr
14F	A	B	-1133.9	1114.8	919.0	427.6	425.2	0.0	0.0
	B	C	-264.4	203.1	121.7	158.7	141.6	0.0	0.0
13F	A	B	-1152.1	922.5	628.2	362.8	334.5	0.0	0.0
	B	C	-35.4	304.2	108.8	84.2	152.0	0.0	0.0
12F	A	B	-1097.4	899.8	666.9	360.8	336.4	0.0	0.0
	B	C	-84.9	269.1	101.6	96.0	140.2	0.0	0.0
11F	A	B	-1113.7	902.9	672.3	365.4	339.4	0.0	0.0
	B	C	-77.5	271.8	103.9	94.6	141.6	0.0	0.0
10F	A	B	-1103.9	906.6	675.4	364.6	340.2	0.0	0.0
	B	C	-86.2	265.9	102.5	96.6	139.6	0.0	0.0
9F	A	B	-1100.0	914.1	673.6	363.9	340.9	0.0	0.0
	B	C	-92.5	260.0	102.3	98.3	137.9	0.0	0.0
8F	A	B	-1103.1	905.7	676.3	364.6	340.2	0.0	0.0
	B	C	-67.0	284.2	106.1	93.2	146.5	0.0	0.0
7F	A	B	-1096.7	917.1	673.8	363.5	341.3	0.0	0.0
	B	C	-84.7	279.3	99.7	96.3	143.4	0.0	0.0
6F	A	B	-1072.9	934.6	676.9	360.9	343.9	0.0	0.0
	B	C	-118.8	250.5	97.0	105.0	134.7	0.0	0.0
5F	A	B	-1115.1	934.4	664.7	365.7	343.4	0.0	0.0
	B	C	-68.6	315.6	97.2	93.3	154.9	0.0	0.0
4F	A	B	-1120.6	962.2	648.0	364.3	344.8	0.0	0.0
	B	C	-86.8	313.2	89.3	96.1	152.0	0.0	0.0
3F	A	B	-1073.1	1002.2	651.7	358.9	350.2	0.0	0.0
	B	C	-162.6	252.0	82.0	115.1	133.0	0.0	0.0
2F	A	B	-1041.6	1057.9	639.6	353.5	355.6	0.0	0.0
	B	C	-200.9	205.6	86.0	126.9	121.2	0.0	0.0
1F	A	B	-739.0	1803.2	1444.2	537.3	668.7	0.0	0.0
	B	C	-1203.8	82.0	-198.9	370.5	58.9	0.0	0.0

＊ 4 ﾌﾚｰﾑ　はり部材応力（地震力Ｙ　正加力）

層名	軸名1	軸名2	G.Ml	G.Mr	G.Mc	G.Ql	G.Qr	G.Nl	G.Nr
14F	A	B	471.6	468.5	1.5	-58.0	58.0	0.0	0.0
	B	C	50.9	71.9	-10.5	-17.1	17.1	0.0	0.0
13F	A	B	811.8	796.7	7.6	-99.3	99.3	0.0	0.0
	B	C	201.7	196.6	2.6	-55.3	55.3	0.0	0.0
12F	A	B	1068.6	1043.8	12.4	-130.4	130.4	0.0	0.0
	B	C	327.4	314.3	6.6	-89.1	89.1	0.0	0.0
11F	A	B	1373.9	1341.1	16.4	-167.6	167.6	0.0	0.0
	B	C	408.8	397.7	5.5	-112.0	112.0	0.0	0.0
10F	A	B	1575.5	1532.9	21.3	-191.9	191.9	0.0	0.0
	B	C	494.2	475.2	9.5	-134.6	134.6	0.0	0.0
9F	A	B	1733.2	1691.7	20.8	-211.4	211.4	0.0	0.0
	B	C	576.4	555.6	10.4	-157.2	157.2	0.0	0.0
8F	A	B	1803.5	1726.1	38.7	-217.9	217.9	0.0	0.0
	B	C	872.4	804.2	34.1	-232.9	232.9	0.0	0.0

＊ 4 ﾌﾚｰﾑ　はり部材応力（地震力Ｙ 正加力）

層名	軸名1	軸名2	G.Ml	G.Mr	G.Mc	G.Ql	G.Qr	G.Nl	G.Nr
7F	A	B	1888.4	1807.5	40.5	-228.1	228.1	0.0	0.0
	B	C	963.9	916.5	23.7	-261.2	261.2	0.0	0.0
6F	A	B	1939.2	1862.7	38.2	-234.7	234.7	0.0	0.0
	B	C	1023.7	967.8	28.0	-276.6	276.6	0.0	0.0
5F	A	B	1838.8	1711.2	63.8	-219.1	219.1	0.0	0.0
	B	C	1678.1	1540.6	68.7	-447.1	447.1	0.0	0.0
4F	A	B	1775.2	1678.0	48.6	-213.2	213.2	0.0	0.0
	B	C	1819.5	1755.0	32.2	-496.5	496.5	0.0	0.0
3F	A	B	1754.9	1644.6	55.1	-209.8	209.8	0.0	0.0
	B	C	1846.5	1758.8	43.9	-500.7	500.7	0.0	0.0
2F	A	B	1502.7	1406.5	48.1	-179.6	179.6	0.0	0.0
	B	C	1672.6	1587.2	42.7	-452.8	452.8	0.0	0.0
1F	A	B	1761.1	1295.3	232.9	-188.7	188.7	0.0	0.0
	B	C	1275.4	1184.7	45.4	-341.7	341.7	0.0	0.0

＊ 4 ﾌﾚｰﾑ　はり部材応力（地震力Ｙ 負加力）

層名	軸名1	軸名2	G.Ml	G.Mr	G.Mc	G.Ql	G.Qr	G.Nl	G.Nr
14F	A	B	-471.6	-468.5	-1.5	58.0	-58.0	0.0	0.0
	B	C	-50.9	-71.9	10.5	17.1	-17.1	0.0	0.0
13F	A	B	-811.8	-796.7	-7.6	99.3	-99.3	0.0	0.0
	B	C	-201.7	-196.6	-2.6	55.3	-55.3	0.0	0.0
12F	A	B	-1068.6	-1043.8	-12.4	130.4	-130.4	0.0	0.0
	B	C	-327.4	-314.3	-6.6	89.1	-89.1	0.0	0.0
11F	A	B	-1373.9	-1341.1	-16.4	167.6	-167.6	0.0	0.0
	B	C	-408.8	-397.7	-5.5	112.0	-112.0	0.0	0.0
10F	A	B	-1575.5	-1532.9	-21.3	191.9	-191.9	0.0	0.0
	B	C	-494.2	-475.2	-9.5	134.6	-134.6	0.0	0.0
9F	A	B	-1733.2	-1691.7	-20.8	211.4	-211.4	0.0	0.0
	B	C	-576.4	-555.6	-10.4	157.2	-157.2	0.0	0.0
8F	A	B	-1803.5	-1726.1	-38.7	217.9	-217.9	0.0	0.0
	B	C	-872.4	-804.2	-34.1	232.9	-232.9	0.0	0.0
7F	A	B	-1888.4	-1807.5	-40.5	228.1	-228.1	0.0	0.0
	B	C	-963.9	-916.5	-23.7	261.2	-261.2	0.0	0.0
6F	A	B	-1939.2	-1862.7	-38.2	234.7	-234.7	0.0	0.0
	B	C	-1023.7	-967.8	-28.0	276.6	-276.6	0.0	0.0
5F	A	B	-1838.8	-1711.2	-63.8	219.1	-219.1	0.0	0.0
	B	C	-1678.1	-1540.6	-68.7	447.1	-447.1	0.0	0.0
4F	A	B	-1775.2	-1678.0	-48.6	213.2	-213.2	0.0	0.0
	B	C	-1819.5	-1755.0	-32.2	496.5	-496.5	0.0	0.0
3F	A	B	-1754.9	-1644.6	-55.1	209.8	-209.8	0.0	0.0
	B	C	-1846.5	-1758.8	-43.9	500.7	-500.7	0.0	0.0
2F	A	B	-1502.7	-1406.5	-48.1	179.6	-179.6	0.0	0.0
	B	C	-1672.6	-1587.2	-42.7	452.8	-452.8	0.0	0.0
1F	A	B	-1761.1	-1295.3	-232.9	188.7	-188.7	0.0	0.0
	B	C	-1275.4	-1184.7	-45.4	341.7	-341.7	0.0	0.0

＊ 4 ﾌﾚｰﾑ　柱部材応力（固定＋積載）

層名1	層名2	軸名	C.Mt	C.Mb	C.Mc	C.Qt	C.Qb	C.Nt	C.Nb
13F	14F	A	1133.9	699.1	-217.4	-458.2	458.2	-532.5	532.5
		B	-850.4	-562.4	144.0	353.2	-353.2	-749.1	749.1
		C	-203.1	-180.9	11.1	96.0	-96.0	-236.0	236.0
12F	13F	A	453.0	482.2	14.6	-233.8	233.8	-1000.5	1000.5
		B	-324.8	-352.4	-13.8	169.3	-169.3	-1312.4	1312.4
		C	-123.4	-135.0	-5.8	64.6	-64.6	-461.1	461.1
11F	12F	A	615.2	547.4	-33.9	-288.8	288.8	-1467.1	1467.1
		B	-462.5	-406.7	27.9	216.0	-216.0	-1890.0	1890.0
		C	-134.1	-142.6	-4.3	68.7	-68.7	-674.5	674.5
10F	11F	A	566.3	529.9	-18.2	-274.1	274.1	-1938.8	1938.8
		B	-418.8	-393.2	12.8	203.0	-203.0	-2469.1	2469.1
		C	-129.2	-139.3	-5.1	67.1	-67.1	-892.5	892.5
9F	10F	A	574.0	528.5	-22.7	-275.6	275.6	-2410.1	2410.1
		B	-427.2	-395.0	16.1	205.5	-205.5	-3051.7	3051.7
		C	-126.6	-136.7	-5.1	65.8	-65.8	-1108.2	1108.2
8F	9F	A	571.5	526.3	-22.6	-274.4	274.4	-2881.6	2881.6

＊ 4 ﾌﾚｰﾑ　柱部材応力（固定＋積載）

層名1	層名2	軸名	C.Mt	C.Mb	C.Mc	C.Qt	C.Qb	C.Nt	C.Nb
8F	9F	B	-426.7	-407.6	9.6	208.6	-208.6	-3637.8	3637.8
		C	-123.3	-134.1	-5.4	64.4	-64.4	-1322.1	1322.1
7F	8F	A	576.8	530.1	-23.3	-276.7	276.7	-3354.7	3354.7
		B	-431.1	-397.4	16.9	207.1	-207.1	-4219.1	4219.1
		C	-150.1	-146.5	1.8	74.2	-74.2	-1545.5	1545.5
6F	7F	A	566.6	534.4	-16.1	-275.2	275.2	-3827.7	3827.7
		B	-435.1	-404.5	15.3	209.9	-209.9	-4806.0	4806.0
		C	-132.8	-134.0	-0.6	66.7	-66.7	-1766.7	1766.7
5F	6F	A	538.5	461.0	-38.8	-248.3	248.3	-4299.3	4299.3
		B	-411.3	-370.3	20.5	194.2	-194.2	-5405.8	5405.8
		C	-116.6	-113.5	1.5	57.2	-57.2	-1978.9	1978.9
4F	5F	A	654.1	578.7	-37.7	-308.2	308.2	-4778.1	4778.1
		B	-495.5	-432.6	31.4	232.0	-232.0	-5995.3	5995.3
		C	-202.1	-168.2	17.0	92.6	-92.6	-2213.2	2213.2
3F	4F	A	541.9	547.6	2.8	-272.4	272.4	-5258.9	5258.9
		B	-442.8	-407.5	17.6	212.6	-212.6	-6592.4	6592.4
		C	-145.1	-125.0	10.0	67.5	-67.5	-2447.4	2447.4
2F	3F	A	525.5	491.5	-17.0	-254.3	254.3	-5735.6	5735.6
		B	-432.1	-359.8	36.2	198.0	-198.0	-7215.8	7215.8
		C	-127.0	-106.4	10.3	58.3	-58.3	-2662.1	2662.1
1F	2F	A	550.2	739.0	94.4	-286.5	286.5	-6209.7	6209.7
		B	-497.2	-599.4	-51.1	243.7	-243.7	-7858.1	7858.1
		C	-99.2	-82.0	8.6	40.3	-40.3	-2865.8	2865.8

＊ 4 ﾌﾚｰﾑ　柱部材応力（地震力Ｙ 正加力）

層名1	層名2	軸名	C.Mt	C.Mb	C.Mc	C.Qt	C.Qb	C.Nt	C.Nb
13F	14F	A	-471.6	-231.2	120.2	175.7	-175.7	57.2	-57.2
		B	-519.4	-294.9	112.2	203.6	-203.6	-41.7	41.7
		C	-71.9	-49.4	11.2	30.3	-30.3	-17.0	17.0
12F	13F	A	-580.7	-378.6	101.0	239.8	-239.8	155.4	-155.4
		B	-703.5	-506.0	98.7	302.4	-302.4	-86.6	86.6
		C	-147.1	-128.3	9.4	68.8	-68.8	-72.0	72.0
11F	12F	A	-690.0	-550.5	69.7	308.2	-308.2	284.7	-284.7
		B	-865.2	-717.9	73.7	393.3	-393.3	-128.8	128.8
		C	-186.1	-178.5	3.8	90.6	-90.6	-160.8	160.8
10F	11F	A	-823.4	-662.7	80.4	371.5	-371.5	450.8	-450.8
		B	-1032.0	-870.9	80.6	475.7	-475.7	-185.7	185.7
		C	-219.2	-221.4	-1.1	110.2	-110.2	-272.8	272.8
9F	10F	A	-912.9	-774.6	69.1	421.9	-421.9	641.4	-641.4
		B	-1156.2	-998.7	78.7	538.7	-538.7	-244.1	244.1
		C	-253.8	-257.6	-1.9	127.9	-127.9	-407.4	407.4
8F	9F	A	-958.6	-843.8	57.4	450.6	-450.6	851.5	-851.5
		B	-1269.4	-1185.9	41.7	613.8	-613.8	-299.4	299.4
		C	-298.0	-341.0	-21.5	159.7	-159.7	-564.8	564.8
7F	8F	A	-959.6	-855.0	52.3	453.7	-453.7	1068.3	-1068.3
		B	-1412.6	-1280.5	66.0	673.3	-673.3	-285.2	285.2
		C	-463.3	-454.2	4.5	229.4	-229.4	-798.0	798.0
6F	7F	A	-1033.4	-945.7	43.9	494.8	-494.8	1295.5	-1295.5
		B	-1490.9	-1363.4	63.7	713.6	-713.6	-252.8	252.8
		C	-462.3	-472.3	-5.0	233.7	-233.7	-1059.5	1059.5
5F	6F	A	-993.5	-1043.5	-25.0	506.1	-506.1	1529.5	-1529.5
		B	-1523.0	-1605.0	-41.0	777.1	-777.1	-211.2	211.2
		C	-495.5	-572.2	-38.4	265.3	-265.3	-1336.7	1336.7
4F	5F	A	-795.2	-849.6	-27.2	411.2	-411.2	1747.9	-1747.9
		B	-1784.3	-1715.5	34.4	875.0	-875.0	16.5	-16.5
		C	-968.4	-882.7	42.9	462.8	-462.8	-1784.3	1784.3
3F	4F	A	-925.6	-901.9	11.9	456.9	-456.9	1960.5	-1960.5
		B	-1782.0	-1748.7	16.6	882.7	-882.7	299.6	-299.6
		C	-872.4	-863.9	4.2	434.1	-434.1	-2281.1	2281.1
2F	3F	A	-853.0	-1042.7	-94.9	473.9	-473.9	2169.9	-2169.9
		B	-1742.4	-1854.1	-55.9	899.1	-899.1	590.5	-590.5
		C	-894.8	-927.1	-16.1	455.5	-455.5	-2782.2	2782.2
1F	2F	A	-459.9	-1761.1	-650.6	493.6	-493.6	2349.4	-2349.4
		B	-1224.9	-2570.7	-672.9	843.5	-843.5	863.7	-863.7
		C	-660.2	-1184.7	-262.2	410.0	-410.0	-3235.4	3235.4

＊ 4 ﾌﾚｰﾑ　柱部材応力（地震力Ｙ　負加力）

層名1	層名2	軸名	C.Mt	C.Mb	C.Mc	C.Qt	C.Qb	C.Nt	C.Nb
13F	14F	A	471.6	231.2	-120.2	-175.7	175.7	-57.2	57.2
		B	519.4	294.9	-112.2	-203.6	203.6	41.7	-41.7
		C	71.9	49.4	-11.2	-30.3	30.3	17.0	-17.0
12F	13F	A	580.7	378.6	-101.0	-239.8	239.8	-155.4	155.4
		B	703.5	506.0	-98.7	-302.4	302.4	86.6	-86.6
		C	147.1	128.3	-9.4	-68.8	68.8	72.0	-72.0
11F	12F	A	690.0	550.5	-69.7	-308.2	308.2	-284.7	284.7
		B	865.2	717.9	-73.7	-393.3	393.3	128.8	-128.8
		C	186.1	178.5	-3.8	-90.6	90.6	160.8	-160.8
10F	11F	A	823.4	662.7	-80.4	-371.5	371.5	-450.8	450.8
		B	1032.0	870.9	-80.6	-475.7	475.7	185.7	-185.7
		C	219.2	221.4	1.1	-110.2	110.2	272.8	-272.8
9F	10F	A	912.9	774.6	-69.1	-421.9	421.9	-641.4	641.4
		B	1156.2	998.7	-78.7	-538.7	538.7	244.1	-244.1
		C	253.8	257.6	1.9	-127.9	127.9	407.4	-407.4
8F	9F	A	958.6	843.8	-57.4	-450.6	450.6	-851.5	851.5
		B	1269.4	1185.9	-41.7	-613.8	613.8	299.4	-299.4
		C	298.0	341.0	21.5	-159.7	159.7	564.8	-564.8
7F	8F	A	959.6	855.0	-52.3	-453.7	453.7	-1068.3	1068.3
		B	1412.6	1280.5	-66.0	-673.3	673.3	285.2	-285.2
		C	463.3	454.2	-4.5	-229.4	229.4	798.0	-798.0
6F	7F	A	1033.4	945.7	-43.9	-494.8	494.8	-1295.5	1295.5
		B	1490.9	1363.4	-63.7	-713.6	713.6	252.8	-252.8
		C	462.3	472.3	5.0	-233.7	233.7	1059.5	-1059.5
5F	6F	A	993.5	1043.5	25.0	-506.1	506.1	-1529.5	1529.5
		B	1523.0	1605.0	41.0	-777.1	777.1	211.2	-211.2
		C	495.5	572.2	38.4	-265.3	265.3	1336.7	-1336.7
4F	5F	A	795.2	849.6	27.2	-411.2	411.2	-1747.9	1747.9
		B	1784.3	1715.5	-34.4	-875.0	875.0	-16.5	16.5
		C	968.4	882.7	-42.9	-462.8	462.8	1784.3	-1784.3
3F	4F	A	925.6	901.9	-11.9	-456.9	456.9	-1960.5	1960.5
		B	1782.0	1748.7	-16.6	-882.7	882.7	-299.6	299.6
		C	872.4	863.9	-4.2	-434.1	434.1	2281.1	-2281.1
2F	3F	A	853.0	1042.7	94.9	-473.9	473.9	-2169.9	2169.9
		B	1742.4	1854.1	55.9	-899.1	899.1	-590.5	590.5
		C	894.8	927.1	16.1	-455.5	455.5	2782.2	-2782.2
1F	2F	A	459.9	1761.1	650.6	-493.6	493.6	-2349.4	2349.4
		B	1224.9	2570.7	672.9	-843.5	843.5	-863.7	863.7
		C	660.2	1184.7	262.2	-410.0	410.0	3235.4	-3235.4

==========

＊ 5 ﾌﾚｰﾑ　はり部材応力（固定＋積載）

層名	軸名1	軸名2	G.Ml	G.Mr	G.Mc	G.Ql	G.Qr	G.Nl	G.Nr
14F	A	B	-1120.4	1129.5	918.4	425.8	427.0	0.0	0.0
	B	C	-265.3	200.4	122.6	159.2	141.1	0.0	0.0
13F	A	B	-1136.8	935.3	629.4	361.1	336.2	0.0	0.0
	B	C	-10.6	279.1	91.6	65.0	145.7	0.0	0.0
12F	A	B	-1082.9	912.5	667.8	359.2	338.1	0.0	0.0
	B	C	-57.5	242.7	86.4	76.6	134.1	0.0	0.0
11F	A	B	-1098.1	916.3	673.5	363.6	341.2	0.0	0.0
	B	C	-50.3	246.2	88.2	75.1	135.6	0.0	0.0
10F	A	B	-1089.1	919.2	676.6	362.9	341.9	0.0	0.0
	B	C	-58.6	240.3	87.0	77.1	133.6	0.0	0.0
9F	A	B	-1086.4	925.4	674.8	362.3	342.5	0.0	0.0
	B	C	-65.0	234.6	86.7	78.7	131.9	0.0	0.0
8F	A	B	-1091.0	915.8	677.3	363.2	341.6	0.0	0.0
	B	C	-41.1	259.5	89.3	73.7	140.4	0.0	0.0
7F	A	B	-1086.3	925.5	674.8	362.3	342.5	0.0	0.0
	B	C	-57.9	253.9	83.7	76.8	137.3	0.0	0.0
6F	A	B	-1064.6	940.3	678.2	360.1	344.7	0.0	0.0
	B	C	-90.6	226.7	81.0	85.1	129.0	0.0	0.0

＊ 5 ﾌﾚｰﾑ　はり部材応力（固定＋積載）

層名	軸名1	軸名2	G.Ml	G.Mr	G.Mc	G.Ql	G.Qr	G.Nl	G.Nr
5F	A	B	-1107.4	940.5	665.4	364.9	344.2	0.0	0.0
	B	C	-44.0	289.4	80.5	74.2	148.4	0.0	0.0
4F	A	B	-1114.6	966.8	648.7	363.7	345.4	0.0	0.0
	B	C	-60.7	285.3	74.2	77.1	145.5	0.0	0.0
3F	A	B	-1069.5	1004.1	652.5	358.6	350.5	0.0	0.0
	B	C	-132.5	226.6	67.7	95.2	127.4	0.0	0.0
2F	A	B	-1040.7	1056.4	640.8	353.6	355.5	0.0	0.0
	B	C	-169.7	183.7	70.6	106.3	116.3	0.0	0.0
1F	A	B	-738.7	1806.7	1442.6	537.0	668.9	0.0	0.0
	B	C	-1200.6	75.9	-194.2	370.9	58.5	0.0	0.0

＊ 5 ﾌﾚｰﾑ　はり部材応力（地震力Ｙ 正加力）

層名	軸名1	軸名2	G.Ml	G.Mr	G.Mc	G.Ql	G.Qr	G.Nl	G.Nr
14F	A	B	469.2	463.1	3.0	-57.6	57.6	0.0	0.0
	B	C	67.1	82.1	-7.5	-20.7	20.7	0.0	0.0
13F	A	B	810.2	795.1	7.6	-99.1	99.1	0.0	0.0
	B	C	207.7	202.4	2.6	-57.0	57.0	0.0	0.0
12F	A	B	1066.5	1041.9	12.3	-130.1	130.1	0.0	0.0
	B	C	323.6	311.4	6.1	-88.2	88.2	0.0	0.0
11F	A	B	1370.7	1338.7	16.0	-167.2	167.2	0.0	0.0
	B	C	399.3	389.7	4.8	-109.6	109.6	0.0	0.0
10F	A	B	1571.7	1530.4	20.6	-191.5	191.5	0.0	0.0
	B	C	478.2	462.0	8.1	-130.6	130.6	0.0	0.0
9F	A	B	1728.8	1689.2	19.8	-211.0	211.0	0.0	0.0
	B	C	554.6	537.9	8.4	-151.7	151.7	0.0	0.0
8F	A	B	1798.2	1722.7	37.8	-217.3	217.3	0.0	0.0
	B	C	848.7	787.1	30.8	-227.2	227.2	0.0	0.0
7F	A	B	1883.0	1804.5	39.2	-227.6	227.6	0.0	0.0
	B	C	934.1	892.9	20.6	-253.7	253.7	0.0	0.0
6F	A	B	1933.6	1860.2	36.7	-234.2	234.2	0.0	0.0
	B	C	988.9	941.2	23.9	-268.1	268.1	0.0	0.0
5F	A	B	1832.6	1707.4	62.6	-218.5	218.5	0.0	0.0
	B	C	1640.6	1512.6	64.0	-437.9	437.9	0.0	0.0
4F	A	B	1769.7	1675.3	47.2	-212.7	212.7	0.0	0.0
	B	C	1770.5	1713.0	28.7	-483.8	483.8	0.0	0.0
3F	A	B	1750.3	1643.3	53.5	-209.5	209.5	0.0	0.0
	B	C	1787.8	1709.0	39.4	-485.7	485.7	0.0	0.0
2F	A	B	1499.6	1407.6	46.0	-179.5	179.5	0.0	0.0
	B	C	1615.1	1540.2	37.5	-438.2	438.2	0.0	0.0
1F	A	B	1754.8	1288.0	233.4	-187.8	187.8	0.0	0.0
	B	C	1261.2	1168.2	46.5	-337.4	337.4	0.0	0.0

＊ 5 ﾌﾚｰﾑ　はり部材応力（地震力Ｙ 負加力）

層名	軸名1	軸名2	G.Ml	G.Mr	G.Mc	G.Ql	G.Qr	G.Nl	G.Nr
14F	A	B	-469.2	-463.1	-3.0	57.6	-57.6	0.0	0.0
	B	C	-67.1	-82.1	7.5	20.7	-20.7	0.0	0.0
13F	A	B	-810.2	-795.1	-7.6	99.1	-99.1	0.0	0.0
	B	C	-207.7	-202.4	-2.6	57.0	-57.0	0.0	0.0
12F	A	B	-1066.5	-1041.9	-12.3	130.1	-130.1	0.0	0.0
	B	C	-323.6	-311.4	-6.1	88.2	-88.2	0.0	0.0
11F	A	B	-1370.7	-1338.7	-16.0	167.2	-167.2	0.0	0.0
	B	C	-399.3	-389.7	-4.8	109.6	-109.6	0.0	0.0
10F	A	B	-1571.7	-1530.4	-20.6	191.5	-191.5	0.0	0.0
	B	C	-478.2	-462.0	-8.1	130.6	-130.6	0.0	0.0
9F	A	B	-1728.8	-1689.2	-19.8	211.0	-211.0	0.0	0.0
	B	C	-554.6	-537.9	-8.4	151.7	-151.7	0.0	0.0
8F	A	B	-1798.2	-1722.7	-37.8	217.3	-217.3	0.0	0.0
	B	C	-848.7	-787.1	-30.8	227.2	-227.2	0.0	0.0
7F	A	B	-1883.0	-1804.5	-39.2	227.6	-227.6	0.0	0.0
	B	C	-934.1	-892.9	-20.6	253.7	-253.7	0.0	0.0
6F	A	B	-1933.6	-1860.2	-36.7	234.2	-234.2	0.0	0.0
	B	C	-988.9	-941.2	-23.9	268.1	-268.1	0.0	0.0
5F	A	B	-1832.6	-1707.4	-62.6	218.5	-218.5	0.0	0.0
	B	C	-1640.6	-1512.6	-64.0	437.9	-437.9	0.0	0.0

＊ 5 ﾌﾚｰﾑ　はり部材応力（地震力Ｙ 負加力）

層名	軸名1	軸名2	G.Ml	G.Mr	G.Mc	G.Ql	G.Qr	G.Nl	G.Nr
4F	A	B	-1769.7	-1675.3	-47.2	212.7	-212.7	0.0	0.0
	B	C	-1770.5	-1713.0	-28.7	483.8	-483.8	0.0	0.0
3F	A	B	-1750.3	-1643.3	-53.5	209.5	-209.5	0.0	0.0
	B	C	-1787.8	-1709.0	-39.4	485.7	-485.7	0.0	0.0
2F	A	B	-1499.6	-1407.6	-46.0	179.5	-179.5	0.0	0.0
	B	C	-1615.1	-1540.2	-37.5	438.2	-438.2	0.0	0.0
1F	A	B	-1754.8	-1288.0	-233.4	187.8	-187.8	0.0	0.0
	B	C	-1261.2	-1168.2	-46.5	337.4	-337.4	0.0	0.0

＊ 5 ﾌﾚｰﾑ　柱部材応力（固定＋積載）

層名1	層名2	軸名	C.Mt	C.Mb	C.Mc	C.Qt	C.Qb	C.Nt	C.Nb
13F	14F	A	1120.4	690.1	-215.2	-452.6	452.6	-496.6	496.6
		B	-864.2	-578.1	143.1	360.6	-360.6	-706.3	706.3
		C	-200.4	-171.0	14.7	92.8	-92.8	-236.3	236.3
12F	13F	A	446.7	475.9	14.6	-230.6	230.6	-911.5	911.5
		B	-346.5	-371.5	-12.5	179.5	-179.5	-1182.3	1182.3
		C	-108.1	-120.7	-6.3	57.2	-57.2	-414.4	414.4
11F	12F	A	607.0	539.9	-33.5	-284.9	284.9	-1329.7	1329.7
		B	-483.5	-426.0	28.7	226.0	-226.0	-1679.5	1679.5
		C	-122.1	-129.4	-3.7	62.5	-62.5	-582.7	582.7
10F	11F	A	558.2	522.7	-17.8	-270.2	270.2	-1758.5	1758.5
		B	-440.0	-412.6	13.7	213.1	-213.1	-2188.5	2188.5
		C	-116.8	-126.0	-4.6	60.7	-60.7	-753.1	753.1
9F	10F	A	566.4	521.7	-22.4	-272.0	272.0	-2189.2	2189.2
		B	-447.9	-414.0	17.0	215.5	-215.5	-2704.0	2704.0
		C	-114.2	-123.1	-4.4	59.3	-59.3	-922.0	922.0
8F	9F	A	564.7	520.2	-22.2	-271.2	271.2	-2622.2	2622.2
		B	-446.4	-425.4	10.5	217.9	-217.9	-3225.6	3225.6
		C	-111.6	-122.3	-5.4	58.5	-58.5	-1089.6	1089.6
7F	8F	A	570.8	524.9	-22.9	-273.9	273.9	-3059.8	3059.8
		B	-449.4	-414.0	17.7	215.8	-215.8	-3745.8	3745.8
		C	-137.3	-133.5	1.9	67.7	-67.7	-1267.3	1267.3
6F	7F	A	561.4	530.0	-15.7	-272.8	272.8	-3500.9	3500.9
		B	-453.5	-421.8	15.9	218.8	-218.8	-4275.5	4275.5
		C	-120.3	-120.9	-0.3	60.3	-60.3	-1443.5	1443.5
5F	6F	A	534.6	457.6	-38.5	-246.5	246.5	-3945.4	3945.4
		B	-427.9	-383.9	22.0	201.7	-201.7	-4823.0	4823.0
		C	-105.7	-103.9	0.9	52.1	-52.1	-1611.8	1611.8
4F	5F	A	649.8	575.5	-37.1	-306.3	306.3	-4399.3	4399.3
		B	-512.6	-447.7	32.4	240.1	-240.1	-5363.3	5363.3
		C	-185.5	-153.4	16.1	84.7	-84.7	-1802.2	1802.2
3F	4F	A	539.1	545.7	3.3	-271.2	271.2	-4859.4	4859.4
		B	-458.4	-422.0	18.2	220.1	-220.1	-5916.2	5916.2
		C	-131.9	-112.7	9.6	61.1	-61.1	-1993.1	1993.1
2F	3F	A	523.9	491.2	-16.3	-253.8	253.8	-5323.2	5323.2
		B	-449.6	-377.1	36.3	206.7	-206.7	-6503.2	6503.2
		C	-113.9	-93.1	10.4	51.8	-51.8	-2166.6	2166.6
1F	2F	A	549.5	738.7	94.6	-286.3	286.3	-5791.9	5791.9
		B	-509.7	-606.1	-48.2	247.9	-247.9	-7117.3	7117.3
		C	-90.5	-75.9	7.3	37.0	-37.0	-2330.4	2330.4

＊ 5 ﾌﾚｰﾑ　柱部材応力（地震力Ｙ 正加力）

層名1	層名2	軸名	C.Mt	C.Mb	C.Mc	C.Qt	C.Qb	C.Nt	C.Nb
13F	14F	A	-469.2	-230.3	119.4	174.9	-174.9	53.1	-53.1
		B	-530.3	-300.8	114.7	207.8	-207.8	-38.0	38.0
		C	-82.1	-55.6	13.2	34.4	-34.4	-17.5	17.5
12F	13F	A	-579.9	-378.2	100.8	239.5	-239.5	145.5	-145.5
		B	-701.9	-504.7	98.6	301.6	-301.6	-82.2	82.2
		C	-146.8	-127.6	9.6	68.6	-68.6	-70.8	70.8
11F	12F	A	-688.2	-549.4	69.4	307.5	-307.5	268.8	-268.8
		B	-860.8	-713.6	73.6	391.2	-391.2	-126.2	126.2
		C	-183.7	-175.3	4.2	89.2	-89.2	-155.4	155.4
10F	11F	A	-821.3	-661.2	80.1	370.6	-370.6	429.4	-429.4
		B	-1024.4	-863.5	80.5	472.0	-472.0	-185.6	185.6

＊ 5 ﾌﾚｰﾑ　柱部材応力（地震力Ｙ　正加力）

層名1	層名2	軸名	C.Mt	C.Mb	C.Mc	C.Qt	C.Qb	C.Nt	C.Nb
10F	11F	C	-214.4	-215.7	-0.7	107.5	-107.5	-259.4	259.4
9F	10F	A	-910.5	-772.9	68.8	420.8	-420.8	613.9	-613.9
		B	-1145.1	-988.0	78.6	533.3	-533.3	-249.1	249.1
		C	-246.3	-248.4	-1.1	123.7	-123.7	-383.9	383.9
8F	9F	A	-955.9	-841.6	57.2	449.4	-449.4	817.7	-817.7
		B	-1255.8	-1173.7	41.1	607.4	-607.4	-312.4	312.4
		C	-289.5	-333.1	-21.8	155.6	-155.6	-529.0	529.0
7F	8F	A	-956.7	-852.5	52.1	452.3	-452.3	1027.8	-1027.8
		B	-1397.7	-1266.1	65.8	666.0	-666.0	-308.5	308.5
		C	-453.9	-443.7	5.1	224.4	-224.4	-748.7	748.7
6F	7F	A	-1030.5	-943.3	43.6	493.4	-493.4	1248.4	-1248.4
		B	-1472.5	-1345.7	63.4	704.5	-704.5	-290.4	290.4
		C	-449.2	-457.9	-4.3	226.8	-226.8	-994.4	994.4
5F	6F	A	-990.3	-1040.2	-24.9	504.5	-504.5	1475.8	-1475.8
		B	-1503.5	-1587.7	-42.1	768.0	-768.0	-266.3	266.3
		C	-483.3	-562.0	-39.4	259.7	-259.7	-1254.3	1254.3
4F	5F	A	-792.4	-846.9	-27.2	409.8	-409.8	1687.8	-1687.8
		B	-1760.3	-1691.6	34.4	863.0	-863.0	-59.6	59.6
		C	-950.6	-863.9	43.3	453.6	-453.6	-1683.2	1683.2
3F	4F	A	-922.8	-899.3	11.8	455.5	-455.5	1894.6	-1894.6
		B	-1754.2	-1721.0	16.6	868.8	-868.8	198.2	-198.2
		C	-849.1	-841.2	4.0	422.6	-422.6	-2158.4	2158.4
2F	3F	A	-851.0	-1040.8	-94.9	472.9	-472.9	2099.2	-2099.2
		B	-1710.1	-1821.4	-55.6	882.9	-882.9	463.4	-463.4
		C	-867.8	-899.7	-15.9	441.9	-441.9	-2637.3	2637.3
1F	2F	A	-458.9	-1754.8	-647.9	491.9	-491.9	2275.4	-2275.4
		B	-1201.4	-2549.2	-673.9	833.5	-833.5	715.8	-715.8
		C	-640.5	-1168.2	-263.8	401.9	-401.9	-3071.3	3071.3

＊ 5 ﾌﾚｰﾑ　柱部材応力（地震力Ｙ　負加力）

層名1	層名2	軸名	C.Mt	C.Mb	C.Mc	C.Qt	C.Qb	C.Nt	C.Nb
13F	14F	A	469.2	230.3	-119.4	-174.9	174.9	-53.1	53.1
		B	530.3	300.8	-114.7	-207.8	207.8	38.0	-38.0
		C	82.1	55.6	-13.2	-34.4	34.4	17.5	-17.5
12F	13F	A	579.9	378.2	-100.8	-239.5	239.5	-145.5	145.5
		B	701.9	504.7	-98.6	-301.6	301.6	82.2	-82.2
		C	146.8	127.6	-9.6	-68.6	68.6	70.8	-70.8
11F	12F	A	688.2	549.4	-69.4	-307.5	307.5	-268.8	268.8
		B	860.8	713.6	-73.6	-391.2	391.2	126.2	-126.2
		C	183.7	175.3	-4.2	-89.2	89.2	155.4	-155.4
10F	11F	A	821.3	661.2	-80.1	-370.6	370.6	-429.4	429.4
		B	1024.4	863.5	-80.5	-472.0	472.0	185.6	-185.6
		C	214.4	215.7	0.7	-107.5	107.5	259.4	-259.4
9F	10F	A	910.5	772.9	-68.8	-420.8	420.8	-613.9	613.9
		B	1145.1	988.0	-78.6	-533.3	533.3	249.1	-249.1
		C	246.3	248.4	1.1	-123.7	123.7	383.9	-383.9
8F	9F	A	955.9	841.6	-57.2	-449.4	449.4	-817.7	817.7
		B	1255.8	1173.7	-41.1	-607.4	607.4	312.4	-312.4
		C	289.5	333.1	21.8	-155.6	155.6	529.0	-529.0
7F	8F	A	956.7	852.5	-52.1	-452.3	452.3	-1027.8	1027.8
		B	1397.7	1266.1	-65.8	-666.0	666.0	308.5	-308.5
		C	453.9	443.7	-5.1	-224.4	224.4	748.7	-748.7
6F	7F	A	1030.5	943.3	-43.6	-493.4	493.4	-1248.4	1248.4
		B	1472.5	1345.7	-63.4	-704.5	704.5	290.4	-290.4
		C	449.2	457.9	4.3	-226.8	226.8	994.4	-994.4
5F	6F	A	990.3	1040.2	24.9	-504.5	504.5	-1475.8	1475.8
		B	1503.5	1587.7	42.1	-768.0	768.0	266.3	-266.3
		C	483.3	562.0	39.4	-259.7	259.7	1254.3	-1254.3
4F	5F	A	792.4	846.9	27.2	-409.8	409.8	-1687.8	1687.8
		B	1760.3	1691.6	-34.4	-863.0	863.0	59.6	-59.6
		C	950.6	863.9	-43.3	-453.6	453.6	1683.2	-1683.2
3F	4F	A	922.8	899.3	-11.8	-455.5	455.5	-1894.6	1894.6
		B	1754.2	1721.0	-16.6	-868.8	868.8	-198.2	198.2
		C	849.1	841.2	-4.0	-422.6	422.6	2158.4	-2158.4
2F	3F	A	851.0	1040.8	94.9	-472.9	472.9	-2099.2	2099.2

＊ 5 ﾌﾚｰﾑ　柱部材応力（地震力Ｙ 負加力）

層名1	層名2	軸名	C.Mt	C.Mb	C.Mc	C.Qt	C.Qb	C.Nt	C.Nb
2F	3F	B	1710.1	1821.4	55.6	-882.9	882.9	-463.4	463.4
		C	867.8	899.7	15.9	-441.9	441.9	2637.3	-2637.3
1F	2F	A	458.9	1754.8	647.9	-491.9	491.9	-2275.4	2275.4
		B	1201.4	2549.2	673.9	-833.5	833.5	-715.8	715.8
		C	640.5	1168.2	263.8	-401.9	401.9	3071.3	-3071.3

==========

＊ 6 ﾌﾚｰﾑ　はり部材応力（固定＋積載）

層名	軸名1	軸名2	G.Ml	G.Mr	G.Mc	G.Ql	G.Qr	G.Nl	G.Nr
14F	A	B	-635.5	606.5	491.6	237.4	233.8	0.0	0.0
	B	C	-94.3	141.9	72.1	75.4	88.6	0.0	0.0
13F	A	B	-665.7	522.7	356.0	212.1	194.4	0.0	0.0
	B	C	30.5	199.0	57.7	28.0	106.8	0.0	0.0
12F	A	B	-642.8	507.0	375.3	211.6	194.9	0.0	0.0
	B	C	1.5	174.2	55.6	35.5	99.3	0.0	0.0
11F	A	B	-644.2	515.6	370.3	211.2	195.3	0.0	0.0
	B	C	4.5	176.0	56.2	34.8	100.0	0.0	0.0
10F	A	B	-638.9	518.3	371.6	210.7	195.8	0.0	0.0
	B	C	-1.6	171.3	55.5	36.3	98.5	0.0	0.0
9F	A	B	-637.8	520.8	371.0	210.5	196.0	0.0	0.0
	B	C	-8.3	165.0	55.3	38.1	96.7	0.0	0.0
8F	A	B	-640.8	517.8	370.9	210.8	195.7	0.0	0.0
	B	C	-17.3	159.2	53.7	40.1	94.6	0.0	0.0
7F	A	B	-638.4	522.3	369.9	210.4	196.1	0.0	0.0
	B	C	-28.2	151.9	52.0	42.7	92.1	0.0	0.0
6F	A	B	-625.6	530.9	372.0	209.1	197.4	0.0	0.0
	B	C	-44.6	137.0	51.2	47.0	87.7	0.0	0.0
5F	A	B	-645.3	532.7	361.2	210.2	196.3	0.0	0.0
	B	C	-49.8	134.5	49.8	48.1	86.7	0.0	0.0
4F	A	B	-646.9	545.6	354.0	209.5	197.0	0.0	0.0
	B	C	-58.4	127.7	48.9	50.2	84.5	0.0	0.0
3F	A	B	-616.9	568.0	357.8	206.3	200.2	0.0	0.0
	B	C	-75.9	112.8	47.6	54.7	80.0	0.0	0.0
2F	A	B	-603.3	610.2	349.4	204.3	205.1	0.0	0.0
	B	C	-79.3	107.0	50.0	56.7	79.4	0.0	0.0
1F	A	B	-542.3	1365.1	1044.4	408.8	510.4	0.0	0.0
	B	C	-908.3	53.9	-132.6	296.3	59.0	0.0	0.0

＊ 6 ﾌﾚｰﾑ　はり部材応力（地震力Ｙ 正加力）

層名	軸名1	軸名2	G.Ml	G.Mr	G.Mc	G.Ql	G.Qr	G.Nl	G.Nr
14F	A	B	432.6	422.2	5.2	-52.8	52.8	0.0	0.0
	B	C	99.3	101.3	-1.0	-27.9	27.9	0.0	0.0
13F	A	B	741.3	726.6	7.3	-90.6	90.6	0.0	0.0
	B	C	233.4	223.3	5.0	-63.4	63.4	0.0	0.0
12F	A	B	966.6	943.8	11.4	-117.9	117.9	0.0	0.0
	B	C	339.6	324.0	7.8	-92.2	92.2	0.0	0.0
11F	A	B	1139.7	1112.1	13.8	-139.0	139.0	0.0	0.0
	B	C	423.3	402.3	10.5	-114.7	114.7	0.0	0.0
10F	A	B	1297.2	1264.2	16.5	-158.1	158.1	0.0	0.0
	B	C	500.7	474.8	13.0	-135.5	135.5	0.0	0.0
9F	A	B	1425.1	1387.8	18.6	-173.6	173.6	0.0	0.0
	B	C	565.5	533.8	15.9	-152.7	152.7	0.0	0.0
8F	A	B	1497.0	1456.5	20.2	-182.3	182.3	0.0	0.0
	B	C	615.5	588.2	13.7	-167.2	167.2	0.0	0.0
7F	A	B	1565.6	1522.4	21.6	-190.6	190.6	0.0	0.0
	B	C	663.6	641.1	11.2	-181.2	181.2	0.0	0.0
6F	A	B	1601.2	1553.2	24.0	-194.7	194.7	0.0	0.0
	B	C	685.7	658.9	13.4	-186.7	186.7	0.0	0.0
5F	A	B	1470.6	1436.3	17.2	-179.4	179.4	0.0	0.0
	B	C	671.5	655.0	8.2	-184.2	184.2	0.0	0.0
4F	A	B	1396.7	1371.1	12.8	-170.9	170.9	0.0	0.0

＊ 6 ﾌﾚｰﾑ　はり部材応力（地震力Ｙ 正加力）

層名	軸名1	軸名2	G.Ml	G.Mr	G.Mc	G.Ql	G.Qr	G.Nl	G.Nr
4F	B	C	662.9	654.8	4.1	-183.0	183.0	0.0	0.0
3F	A	B	1389.7	1357.2	16.3	-169.6	169.6	0.0	0.0
	B	C	663.6	652.2	5.7	-182.7	182.7	0.0	0.0
2F	A	B	1202.4	1189.0	6.7	-147.6	147.6	0.0	0.0
	B	C	609.4	605.4	2.0	-168.7	168.7	0.0	0.0
1F	A	B	1600.9	1139.2	230.8	-169.1	169.1	0.0	0.0
	B	C	1051.2	875.3	88.0	-267.6	267.6	0.0	0.0

＊ 6 ﾌﾚｰﾑ　はり部材応力（地震力Ｙ 負加力）

層名	軸名1	軸名2	G.Ml	G.Mr	G.Mc	G.Ql	G.Qr	G.Nl	G.Nr
14F	A	B	-432.6	-422.2	-5.2	52.8	-52.8	0.0	0.0
	B	C	-99.3	-101.3	1.0	27.9	-27.9	0.0	0.0
13F	A	B	-741.3	-726.6	-7.3	90.6	-90.6	0.0	0.0
	B	C	-233.4	-223.3	-5.0	63.4	-63.4	0.0	0.0
12F	A	B	-966.6	-943.8	-11.4	117.9	-117.9	0.0	0.0
	B	C	-339.6	-324.0	-7.8	92.2	-92.2	0.0	0.0
11F	A	B	-1139.7	-1112.1	-13.8	139.0	-139.0	0.0	0.0
	B	C	-423.3	-402.3	-10.5	114.7	-114.7	0.0	0.0
10F	A	B	-1297.2	-1264.2	-16.5	158.1	-158.1	0.0	0.0
	B	C	-500.7	-474.8	-13.0	135.5	-135.5	0.0	0.0
9F	A	B	-1425.1	-1387.8	-18.6	173.6	-173.6	0.0	0.0
	B	C	-565.5	-533.8	-15.9	152.7	-152.7	0.0	0.0
8F	A	B	-1497.0	-1456.5	-20.2	182.3	-182.3	0.0	0.0
	B	C	-615.5	-588.2	-13.7	167.2	-167.2	0.0	0.0
7F	A	B	-1565.6	-1522.4	-21.6	190.6	-190.6	0.0	0.0
	B	C	-663.6	-641.1	-11.2	181.2	-181.2	0.0	0.0
6F	A	B	-1601.2	-1553.2	-24.0	194.7	-194.7	0.0	0.0
	B	C	-685.7	-658.9	-13.4	186.7	-186.7	0.0	0.0
5F	A	B	-1470.6	-1436.3	-17.2	179.4	-179.4	0.0	0.0
	B	C	-671.5	-655.0	-8.2	184.2	-184.2	0.0	0.0
4F	A	B	-1396.7	-1371.1	-12.8	170.9	-170.9	0.0	0.0
	B	C	-662.9	-654.8	-4.1	183.0	-183.0	0.0	0.0
3F	A	B	-1389.7	-1357.2	-16.3	169.6	-169.6	0.0	0.0
	B	C	-663.6	-652.2	-5.7	182.7	-182.7	0.0	0.0
2F	A	B	-1202.4	-1189.0	-6.7	147.6	-147.6	0.0	0.0
	B	C	-609.4	-605.4	-2.0	168.7	-168.7	0.0	0.0
1F	A	B	-1600.9	-1139.2	-230.8	169.1	-169.1	0.0	0.0
	B	C	-1051.2	-875.3	-88.0	267.6	-267.6	0.0	0.0

＊ 6 ﾌﾚｰﾑ　柱部材応力（固定＋積載）

層名1	層名2	軸名	C.Mt	C.Mb	C.Mc	C.Qt	C.Qb	C.Nt	C.Nb
13F	14F	A	635.5	390.3	-122.6	-256.4	256.4	-352.9	352.9
		B	-512.2	-351.2	80.5	215.8	-215.8	-472.2	472.2
		C	-141.9	-122.5	9.7	66.1	-66.1	-141.6	141.6
12F	13F	A	275.4	287.0	5.8	-140.6	140.6	-712.7	712.7
		B	-202.1	-218.5	-8.2	105.2	-105.2	-891.4	891.4
		C	-76.5	-86.2	-4.9	40.7	-40.7	-284.9	284.9
11F	12F	A	355.7	317.1	-19.3	-167.2	167.2	-1066.2	1066.2
		B	-289.9	-255.4	17.3	135.5	-135.5	-1309.8	1309.8
		C	-88.0	-92.7	-2.4	44.9	-44.9	-418.9	418.9
10F	11F	A	327.2	306.6	-10.3	-158.5	158.5	-1417.1	1417.1
		B	-264.7	-247.6	8.5	128.1	-128.1	-1724.1	1724.1
		C	-83.3	-89.7	-3.2	43.2	-43.2	-557.1	557.1
9F	10F	A	332.2	305.7	-13.3	-159.5	159.5	-1764.4	1764.4
		B	-269.1	-249.7	9.7	129.7	-129.7	-2135.7	2135.7
		C	-81.6	-88.3	-3.3	42.5	-42.5	-693.4	693.4
8F	9F	A	332.1	303.4	-14.4	-158.9	158.9	-2107.7	2107.7
		B	-262.8	-248.5	7.1	127.8	-127.8	-2544.1	2544.1
		C	-76.7	-81.6	-2.4	39.6	-39.6	-826.7	826.7
7F	8F	A	337.4	309.9	-13.7	-161.8	161.8	-2446.8	2446.8
		B	-252.0	-232.8	9.6	121.2	-121.2	-2947.9	2947.9
		C	-77.6	-80.5	-1.4	39.5	-39.5	-958.5	958.5
6F	7F	A	328.4	311.7	-8.3	-160.0	160.0	-2780.1	2780.1
		B	-261.4	-243.5	9.0	126.2	-126.2	-3347.2	3347.2

＊ 6 ﾌﾚｰﾑ　柱部材応力（固定＋積載）

層名1	層名2	軸名	C.Mt	C.Mb	C.Mc	C.Qt	C.Qb	C.Nt	C.Nb
6F	7F	C	-71.4	-76.3	-2.5	36.9	-36.9	-1088.2	1088.2
5F	6F	A	313.9	264.5	-24.7	-143.7	143.7	-3105.3	3105.3
		B	-242.8	-216.1	13.3	114.0	-114.0	-3742.8	3742.8
		C	-60.6	-60.4	0.1	30.1	-30.1	-1212.0	1212.0
4F	5F	A	380.8	337.3	-21.7	-179.5	179.5	-3430.8	3430.8
		B	-266.8	-230.0	18.4	124.2	-124.2	-4136.9	4136.9
		C	-74.1	-69.5	2.3	35.9	-35.9	-1337.2	1337.2
3F	4F	A	309.6	328.5	9.4	-159.5	159.5	-3752.7	3752.7
		B	-257.2	-236.2	10.5	123.4	-123.4	-4529.1	4529.1
		C	-58.3	-56.1	1.1	28.6	-28.6	-1462.6	1462.6
2F	3F	A	288.4	261.9	-13.3	-137.6	137.6	-4061.5	4061.5
		B	-255.8	-186.1	34.8	110.5	-110.5	-4915.5	4915.5
		C	-56.7	-51.4	2.7	27.0	-27.0	-1581.4	1581.4
1F	2F	A	341.4	542.3	100.4	-196.4	196.4	-4359.1	4359.1
		B	-344.8	-456.8	-56.0	178.1	-178.1	-5294.8	5294.8
		C	-55.6	-53.9	0.9	24.3	-24.3	-1698.6	1698.6

＊ 6 ﾌﾚｰﾑ　柱部材応力（地震力Ｙ 正加力）

層名1	層名2	軸名	C.Mt	C.Mb	C.Mc	C.Qt	C.Qb	C.Nt	C.Nb
13F	14F	A	-432.6	-197.1	117.7	157.4	-157.4	58.2	-58.2
		B	-521.4	-285.6	117.9	201.8	-201.8	-22.5	22.5
		C	-101.3	-70.2	15.5	42.9	-42.9	-31.5	31.5
12F	13F	A	-544.1	-348.3	97.9	223.1	-223.1	157.0	-157.0
		B	-674.4	-481.5	96.5	289.0	-289.0	-46.0	46.0
		C	-153.2	-134.1	9.5	71.8	-71.8	-99.8	99.8
11F	12F	A	-618.3	-457.5	80.4	267.3	-267.3	283.4	-283.4
		B	-802.0	-635.2	83.4	357.1	-357.1	-68.3	68.3
		C	-189.9	-182.7	3.6	92.6	-92.6	-196.8	196.8
10F	11F	A	-682.2	-533.5	74.3	303.9	-303.9	431.4	-431.4
		B	-900.1	-746.1	77.0	411.5	-411.5	-89.0	89.0
		C	-219.6	-219.8	-0.1	109.9	-109.9	-318.5	318.5
9F	10F	A	-763.7	-629.8	66.9	348.4	-348.4	599.1	-599.1
		B	-1018.8	-874.6	72.1	473.3	-473.3	-107.3	107.3
		C	-255.0	-263.6	-4.3	129.6	-129.6	-461.6	461.6
8F	9F	A	-795.2	-696.3	49.5	372.9	-372.9	782.5	-782.5
		B	-1078.8	-965.5	56.7	511.1	-511.1	-122.8	122.8
		C	-270.2	-279.7	-4.8	137.5	-137.5	-622.3	622.3
7F	8F	A	-800.7	-705.0	47.8	376.4	-376.4	974.7	-974.7
		B	-1106.6	-994.0	56.3	525.1	-525.1	-130.9	130.9
		C	-308.5	-319.0	-5.3	156.9	-156.9	-798.3	798.3
6F	7F	A	-860.5	-781.2	39.7	410.4	-410.4	1175.0	-1175.0
		B	-1192.0	-1098.0	47.0	572.5	-572.5	-131.5	131.5
		C	-322.1	-351.2	-14.5	168.3	-168.3	-989.0	989.0
5F	6F	A	-820.0	-889.3	-34.7	424.7	-424.7	1378.9	-1378.9
		B	-1140.9	-1164.0	-11.6	572.7	-572.7	-129.4	129.4
		C	-307.7	-353.2	-22.8	164.2	-164.2	-1185.0	1185.0
4F	5F	A	-581.4	-659.5	-39.1	310.2	-310.2	1567.3	-1567.3
		B	-943.7	-974.6	-15.4	479.6	-479.6	-111.7	111.7
		C	-301.8	-344.9	-21.6	161.7	-161.7	-1379.6	1379.6
3F	4F	A	-737.1	-718.2	9.5	363.8	-363.8	1746.5	-1746.5
		B	-1059.5	-1048.3	5.6	526.9	-526.9	-86.1	86.1
		C	-309.9	-367.7	-28.9	169.4	-169.4	-1572.7	1572.7
2F	3F	A	-671.5	-883.5	-106.0	388.8	-388.8	1922.9	-1922.9
		B	-972.5	-1105.3	-66.4	519.4	-519.4	-62.2	62.2
		C	-284.5	-368.9	-42.2	163.3	-163.3	-1763.4	1763.4
1F	2F	A	-318.8	-1600.9	-641.0	426.6	-426.6	2075.5	-2075.5
		B	-693.1	-2190.4	-748.7	640.8	-640.8	-35.1	35.1
		C	-236.5	-875.3	-319.4	247.1	-247.1	-1937.2	1937.2

＊ 6 ﾌﾚｰﾑ　柱部材応力（地震力Ｙ 負加力）

層名1	層名2	軸名	C.Mt	C.Mb	C.Mc	C.Qt	C.Qb	C.Nt	C.Nb
13F	14F	A	432.6	197.1	-117.7	-157.4	157.4	-58.2	58.2
		B	521.4	285.6	-117.9	-201.8	201.8	22.5	-22.5
		C	101.3	70.2	-15.5	-42.9	42.9	31.5	-31.5

＊ 6 ﾌﾚｰﾑ　柱部材応力（地震力Ｙ 負加力）

層名1	層名2	軸名	C.Mt	C.Mb	C.Mc	C.Qt	C.Qb	C.Nt	C.Nb
12F	13F	A	544.1	348.3	-97.9	-223.1	223.1	-157.0	157.0
		B	674.4	481.5	-96.5	-289.0	289.0	46.0	-46.0
		C	153.2	134.1	-9.5	-71.8	71.8	99.8	-99.8
11F	12F	A	618.3	457.5	-80.4	-267.3	267.3	-283.4	283.4
		B	802.0	635.2	-83.4	-357.1	357.1	68.3	-68.3
		C	189.9	182.7	-3.6	-92.6	92.6	196.8	-196.8
10F	11F	A	682.2	533.5	-74.3	-303.9	303.9	-431.4	431.4
		B	900.1	746.1	-77.0	-411.5	411.5	89.0	-89.0
		C	219.6	219.8	0.1	-109.9	109.9	318.5	-318.5
9F	10F	A	763.7	629.8	-66.9	-348.4	348.4	-599.1	599.1
		B	1018.8	874.6	-72.1	-473.3	473.3	107.3	-107.3
		C	255.0	263.6	4.3	-129.6	129.6	461.6	-461.6
8F	9F	A	795.2	696.3	-49.5	-372.9	372.9	-782.5	782.5
		B	1078.8	965.5	-56.7	-511.1	511.1	122.8	-122.8
		C	270.2	279.7	4.8	-137.5	137.5	622.3	-622.3
7F	8F	A	800.7	705.0	-47.8	-376.4	376.4	-974.7	974.7
		B	1106.6	994.0	-56.3	-525.1	525.1	130.9	-130.9
		C	308.5	319.0	5.3	-156.9	156.9	798.3	-798.3
6F	7F	A	860.5	781.2	-39.7	-410.4	410.4	-1175.0	1175.0
		B	1192.0	1098.0	-47.0	-572.5	572.5	131.5	-131.5
		C	322.1	351.2	14.5	-168.3	168.3	989.0	-989.0
5F	6F	A	820.0	889.3	34.7	-424.7	424.7	-1378.9	1378.9
		B	1140.9	1164.0	11.6	-572.7	572.7	129.4	-129.4
		C	307.7	353.2	22.8	-164.2	164.2	1185.0	-1185.0
4F	5F	A	581.4	659.5	39.1	-310.2	310.2	-1567.3	1567.3
		B	943.7	974.6	15.4	-479.6	479.6	111.7	-111.7
		C	301.8	344.9	21.6	-161.7	161.7	1379.6	-1379.6
3F	4F	A	737.1	718.2	-9.5	-363.8	363.8	-1746.5	1746.5
		B	1059.5	1048.3	-5.6	-526.9	526.9	86.1	-86.1
		C	309.9	367.7	28.9	-169.4	169.4	1572.7	-1572.7
2F	3F	A	671.5	883.5	106.0	-388.8	388.8	-1922.9	1922.9
		B	972.5	1105.3	66.4	-519.4	519.4	62.2	-62.2
		C	284.5	368.9	42.2	-163.3	163.3	1763.4	-1763.4
1F	2F	A	318.8	1600.9	641.0	-426.6	426.6	-2075.5	2075.5
		B	693.1	2190.4	748.7	-640.8	640.8	35.1	-35.1
		C	236.5	875.3	319.4	-247.1	247.1	1937.2	-1937.2

==========

A-2.4 長期柱・壁柱・ブレース軸力

A-2.4.1 長期柱・壁柱・ブレース軸力図　(kN)

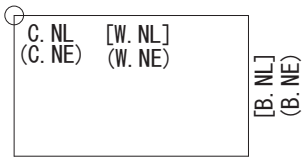

長期　　重心計算用軸力(固定荷重＋地震用積載荷重時)

C.NL	：柱軸力	(kN)	(C.NE)	：柱軸力	(kN)
W.NL	：壁柱軸力	(kN)	(W.NE)	：壁柱軸力	(kN)
B.NL	：ブレース鉛直力	(kN)	(B.NE)	：ブレース鉛直力	(kN)

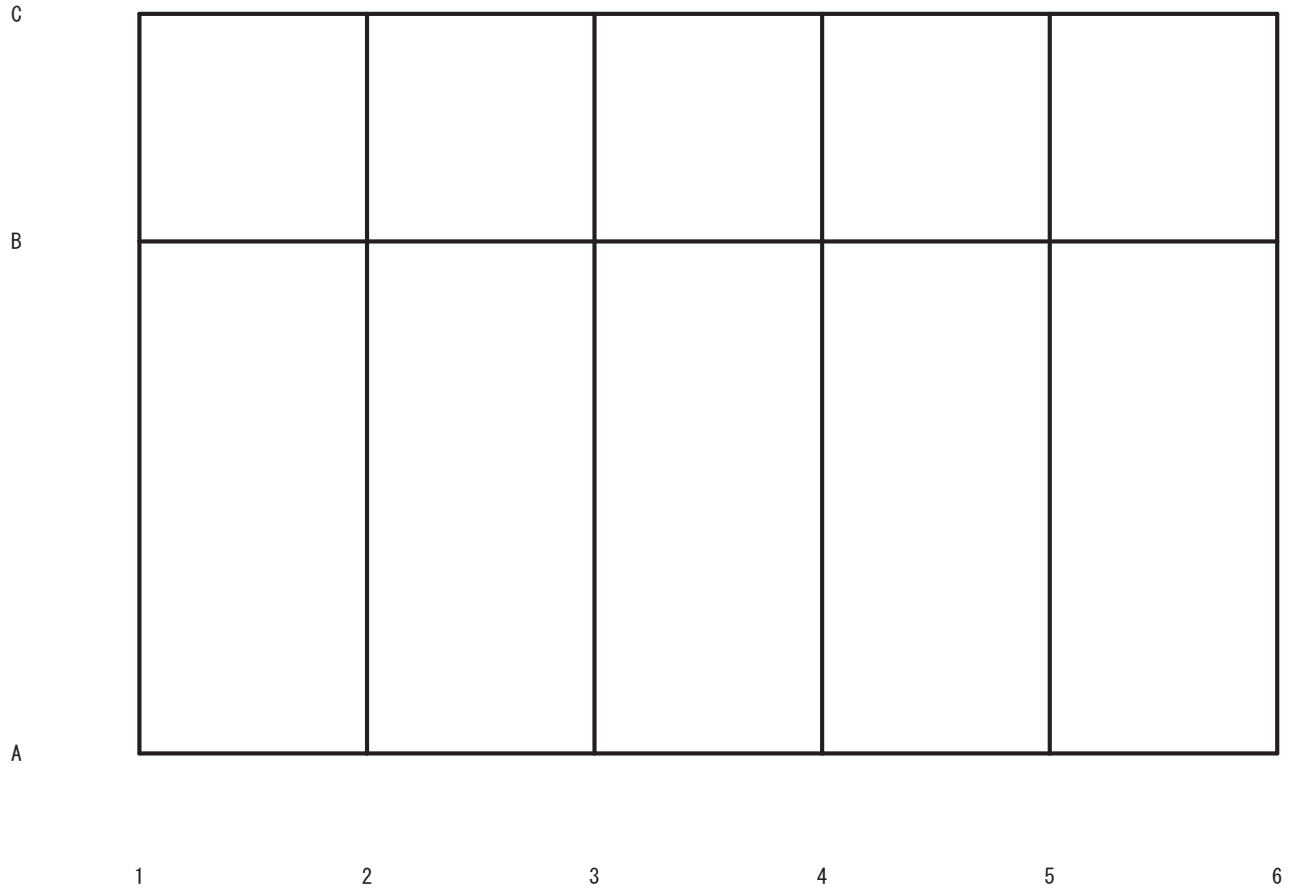

14F 階 (S=1/239)



13F 階 (S=1/239)



12F 階 (S=1/239)



11F 階 (S=1/239)



10F 階 (S=1/239)



9F 階 (S=1/239)



8F 階 (S=1/239)



7F 階 (S=1/239)



6F 階 (S=1/239)



5F 階 (S=1/239)



4F 階 (S=1/239)



3F 階 (S=1/239)



2F 階 (S=1/239)



1F 階 (S=1/239)



1F 階（基礎計算用軸力）（S=1/239）

A-2.4.2 長期柱軸力表　(kN)

（　）：重心計算用軸力（固定荷重＋地震用積載荷重）

13F　階

	1	2	3	4	5	6
C	147.87 (136.00)	222.43 (204.27)	217.24 (197.17)	236.04 (214.46)	236.33 (217.23)	141.62 (130.09)
B	477.00 (440.75)	708.80 (661.01)	748.44 (693.34)	749.14 (694.60)	706.29 (659.17)	472.20 (436.05)
A	353.04 (324.62)	496.03 (460.55)	532.62 (491.39)	532.54 (491.25)	496.62 (461.03)	352.89 (324.48)

12F　階

	1	2	3	4	5	6
C	296.78 (267.47)	446.81 (404.68)	480.85 (436.85)	461.12 (418.24)	414.45 (374.13)	284.88 (256.20)
B	902.70 (814.80)	1203.83 (1091.21)	1329.17 (1201.28)	1312.36 (1185.16)	1182.28 (1070.54)	891.37 (803.72)
A	713.24 (644.18)	909.97 (823.43)	1000.66 (900.48)	1000.53 (900.28)	911.48 (824.76)	712.68 (643.67)

11F　階

	1	2	3	4	5	6
C	436.26 (390.00)	662.53 (596.72)	733.17 (666.00)	674.49 (611.06)	582.68 (521.53)	418.90 (373.54)
B	1327.49 (1188.47)	1719.53 (1540.66)	1923.83 (1722.20)	1889.99 (1689.14)	1679.54 (1501.70)	1309.78 (1171.15)
A	1067.23 (958.24)	1327.40 (1189.37)	1467.32 (1308.24)	1467.12 (1307.94)	1329.67 (1191.40)	1066.24 (957.35)

10F　階

	1	2	3	4	5	6
C	581.93 (518.25)	878.50 (789.57)	985.98 (895.54)	892.49 (808.17)	753.13 (671.59)	557.12 (494.74)
B	1748.62 (1558.72)	2246.30 (2000.69)	2516.61 (2241.74)	2469.12 (2195.08)	2188.49 (1944.05)	1724.09 (1534.73)
A	1418.64 (1270.04)	1755.86 (1565.58)	1938.99 (1721.33)	1938.79 (1721.03)	1758.47 (1567.91)	1417.14 (1268.67)

9F　階

	1	2	3	4	5	6
C	725.42 (644.51)	1093.59 (981.62)	1237.63 (1124.19)	1108.23 (1003.36)	921.99 (820.19)	693.37 (614.14)
B	2167.03 (1926.61)	2779.10 (2466.03)	3112.76 (2764.18)	3051.71 (2703.99)	2704.02 (2392.22)	2135.73 (1895.99)
A	1766.48 (1578.73)	2186.29 (1943.55)	2410.32 (2134.11)	2410.12 (2133.79)	2189.17 (1946.12)	1764.40 (1576.80)

8F　階

	1	2	3	4	5	6
C	865.34 (767.57)	1308.63 (1173.65)	1489.45 (1353.25)	1322.11 (1197.05)	1089.65 (967.70)	826.70 (730.96)
B	2581.76 (2291.25)	3317.90 (2936.55)	3712.69 (3289.90)	3637.80 (3215.87)	3225.55 (2845.53)	2544.13 (2254.45)
A	2110.37 (1883.99)	2619.03 (2323.55)	2881.79 (2546.98)	2881.57 (2546.63)	2622.22 (2326.41)	2107.72 (1881.53)

7F　階

	1	2	3	4	5	6
C	1003.24 (888.95)	1532.09 (1373.30)	1750.21 (1590.28)	1545.49 (1399.18)	1267.34 (1124.29)	958.46 (846.52)
B	2991.20 (2651.31)	3858.39 (3408.78)	4310.68 (3814.60)	4219.13 (3724.11)	3745.77 (3297.78)	2947.86 (2608.90)
A	2450.07 (2185.62)	3055.93 (2707.16)	3354.67 (2961.00)	3354.65 (2960.82)	3059.84 (2710.68)	2446.80 (2182.57)

6F　階

	1	2	3	4	5	6
C	1138.54 (1008.12)	1755.43 (1572.99)	2010.87 (1827.70)	1766.73 (1599.76)	1443.48 (1279.60)	1088.15 (960.38)
B	3395.65 (3007.06)	4408.12 (3888.94)	4914.41 (4344.24)	4806.03 (4237.09)	4275.51 (3758.18)	3347.18 (2959.62)
A	2784.00 (2482.29)	3496.26 (3093.74)	3827.49 (3374.94)	3827.66 (3374.92)	3500.89 (3097.92)	2780.12 (2478.67)

5F　階

	1	2	3	4	5	6
C	1266.88 (1121.06)	1972.95 (1767.69)	2266.12 (2060.92)	1978.86 (1792.69)	1611.77 (1428.02)	1212.00 (1069.06)
B	3795.60 (3358.97)	4975.51 (4384.23)	5531.33 (4885.26)	5405.80 (4761.06)	4823.02 (4233.76)	3742.77 (3307.24)
A	3109.72 (2771.90)	3940.00 (3483.27)	4298.90 (3787.62)	4299.30 (3787.81)	3945.41 (3488.18)	3105.28 (2767.75)

4F　階

	1	2	3	4	5	6
C	1396.52 (1235.47)	2209.74 (1979.81)	2541.04 (2311.66)	2213.24 (2005.42)	1802.16 (1596.44)	1337.24 (1179.29)
B	4193.46 (3709.40)	5539.43 (4877.58)	6141.73 (5422.34)	5995.26 (5277.62)	5363.33 (4703.97)	4136.86 (3653.95)
A	3436.01 (3062.32)	4392.64 (3881.00)	4777.38 (4206.92)	4778.13 (4207.41)	4399.25 (3887.01)	3430.79 (3057.45)

3F　階

	1	2	3	4	5	6
C	1525.78 (1349.84)	2449.00 (2194.49)	2818.00 (2564.99)	2447.40 (2218.61)	1993.09 (1765.61)	1462.57 (1289.94)
B	4588.83 (4058.12)	6114.94 (5381.07)	6759.55 (5966.07)	6592.42 (5801.00)	5916.15 (5185.16)	4529.15 (3999.62)
A	3758.71 (3350.06)	4851.74 (4284.65)	5257.94 (4628.38)	5258.89 (4629.06)	4859.42 (4291.64)	3752.70 (3344.46)

2F　階

	1	2	3	4	5	6
C	1647.14 (1456.99)	2674.75 (2397.34)	3081.45 (2807.31)	2662.11 (2415.23)	2166.61 (1919.35)	1581.39 (1394.69)
B	4977.38 (4401.13)	6723.07 (5912.75)	7402.64 (6531.57)	7215.77 (6346.90)	6503.16 (5695.88)	4915.48 (4340.43)
A	4068.01 (3626.29)	5314.71 (4691.63)	5734.41 (5046.26)	5735.60 (5047.15)	5323.23 (4699.39)	4061.46 (3620.21)

1F　階

	1	2	3	4	5	6
C	1765.25 (1561.57)	2894.70 (2596.29)	3340.64 (3047.93)	2865.82 (2603.90)	2330.40 (2065.57)	1698.62 (1498.42)
B	5357.95 (4737.40)	7356.94 (6465.21)	8064.04 (7111.69)	7858.13 (6907.92)	7117.26 (6228.54)	5294.80 (4675.47)
A	4365.91 (3893.22)	5782.71 (5103.05)	6208.13 (5461.96)	6209.66 (5463.18)	5791.86 (5111.42)	4359.08 (3886.88)

基礎計算用軸力

	1	2	3	4	5	6
C	1974.56	3346.59	3742.74	3270.30	2782.86	1906.83
B	6348.88	8857.05	9515.82	9310.53	8618.05	6285.76
A	4939.22	6708.87	7097.07	7098.33	6717.93	4932.28

A-3. 応力計算結果のまとめ

A-3.2　水平力分担

A-3.2.1　地震力の水平力分担

Qc	： 柱のせん断力	(kN)	Qw	： 壁のせん断力	(kN)
Q.force	： 地震力	(kN)	Qsp	： 水平バネの反力	(kN)
sumQ	： Qc+Qw+Qsp	(kN)	sumQ	： Qc+Qw+Qsp	(kN)
d	： 層間変位	(cm)	h	： 階高	(cm)
d/h	： 層間変形角				



13F 階 〈X方向〉(地震力)(正加力)(S=1/239)

ﾌﾚｰﾑ名	Qc+Qw	%	Qc	Qw	Qc%	Qw%
C	439.98	(17.9)	439.98	0.00	(100.0)	(0.0)
B	1091.33	(44.4)	1091.33	0.00	(100.0)	(0.0)
A	924.90	(37.7)	924.90	0.00	(100.0)	(0.0)
合　計	2456.21	(100.0)	2456.21	0.00	(100.0)	(0.0)



12F 階 ＜Ｘ方向＞（地震力）（正加力）（S=1/239）

ﾌﾚｰﾑ名	Qc+Qw	%	Qc	Qw	Qc%	Qw%
C	525.87	(14.5)	525.87	0.00	(100.0)	(0.0)
B	1680.76	(46.4)	1680.76	0.00	(100.0)	(0.0)
A	1417.47	(39.1)	1417.47	0.00	(100.0)	(0.0)
合　計	3624.09	(100.0)	3624.09	0.00	(100.0)	(0.0)



11F 階 〈X方向〉(地震力)(正加力)(S=1/239)

ﾌﾚｰﾑ名	Qc+Qw	%	Qc	Qw	Qc%	Qw%
C	693.19	(15.0)	693.19	0.00	(100.0)	(0.0)
B	2121.68	(45.9)	2121.68	0.00	(100.0)	(0.0)
A	1803.61	(39.1)	1803.61	0.00	(100.0)	(0.0)
合　計	4618.48	(100.0)	4618.48	0.00	(100.0)	(0.0)



10F 階 ＜Ｘ方向＞（地震力）（正加力）（S=1/239）

ﾌﾚｰﾑ名	Qc+Qw	%	Qc	Qw	Qc%	Qw%
C	867.95	(15.8)	867.95	0.00	(100.0)	(0.0)
B	2491.23	(45.3)	2491.23	0.00	(100.0)	(0.0)
A	2139.73	(38.9)	2139.73	0.00	(100.0)	(0.0)
合　計	5498.91	(100.0)	5498.91	0.00	(100.0)	(0.0)



9F 階 〈X方向〉(地震力)(正加力)(S=1/239)

ﾌﾚｰﾑ名	Qc+Qw	%	Qc	Qw	Qc%	Qw%
C	965.41	(15.4)	965.41	0.00	(100.0)	(0.0)
B	2857.62	(45.5)	2857.62	0.00	(100.0)	(0.0)
A	2453.85	(39.1)	2453.85	0.00	(100.0)	(0.0)
合　計	6276.89	(100.0)	6276.89	0.00	(100.0)	(0.0)



8F 階 〈X方向〉(地震力)(正加力)(S=1/239)

フレーム名	Qc+Qw	%	Qc	Qw	Qc%	Qw%
C	1033.96	(14.8)	1033.96	0.00	(100.0)	(0.0)
B	3192.57	(45.8)	3192.57	0.00	(100.0)	(0.0)
A	2737.79	(39.3)	2737.79	0.00	(100.0)	(0.0)
合　計	6964.32	(100.0)	6964.32	0.00	(100.0)	(0.0)



7F 階 〈X方向〉(地震力)(正加力)(S=1/239)

ﾌﾚｰﾑ名	Qc+Qw	%	Qc	Qw	Qc%	Qw%
C	1214.30	(16.0)	1214.30	0.00	(100.0)	(0.0)
B	3392.06	(44.8)	3392.06	0.00	(100.0)	(0.0)
A	2964.01	(39.2)	2964.01	0.00	(100.0)	(0.0)
合　計	7570.38	(100.0)	7570.38	0.00	(100.0)	(0.0)



6F 階 〈X方向〉(地震力)(正加力)(S=1/239)

ﾌﾚｰﾑ名	Qc+Qw	%	Qc	Qw	Qc%	Qw%
C	1265.75	(15.6)	1265.75	0.00	(100.0)	(0.0)
B	3653.37	(45.1)	3653.37	0.00	(100.0)	(0.0)
A	3178.86	(39.3)	3178.86	0.00	(100.0)	(0.0)
合　計	8097.98	(100.0)	8097.98	0.00	(100.0)	(0.0)



5F 階 〈X方向〉(地震力)(正加力)(S=1/239)

ﾌﾚｰﾑ名	Qc+Qw	%	Qc	Qw	Qc%	Qw%
C	1273.53	(14.9)	1273.53	0.00	(100.0)	(0.0)
B	3887.68	(45.5)	3887.68	0.00	(100.0)	(0.0)
A	3388.50	(39.6)	3388.50	0.00	(100.0)	(0.0)
合　計	8549.72	(100.0)	8549.72	0.00	(100.0)	(0.0)



4F 階 〈X方向〉(地震力)(正加力)(S=1/239)

ﾌﾚｰﾑ名	Qc+Qw	%	Qc	Qw	Qc%	Qw%
C	1538.02	(17.2)	1538.02	0.00	(100.0)	(0.0)
B	3914.41	(43.8)	3914.41	0.00	(100.0)	(0.0)
A	3480.78	(39.0)	3480.78	0.00	(100.0)	(0.0)
合　計	8933.21	(100.0)	8933.21	0.00	(100.0)	(0.0)



3F 階 〈X方向〉(地震力)(正加力)(S=1/239)

ﾌﾚｰﾑ名	Qc+Qw	%	Qc	Qw	Qc%	Qw%
C	1507.33	(16.3)	1507.33	0.00	(100.0)	(0.0)
B	4104.50	(44.4)	4104.50	0.00	(100.0)	(0.0)
A	3633.51	(39.3)	3633.51	0.00	(100.0)	(0.0)
合　計	9245.34	(100.0)	9245.34	0.00	(100.0)	(0.0)



2F 階 〈X方向〉(地震力)(正加力)(S=1/239)

ﾌﾚｰﾑ名	Qc+Qw	%	Qc	Qw	Qc%	Qw%
C	1494.79	(15.8)	1494.79	0.00	(100.0)	(0.0)
B	4244.84	(44.8)	4244.84	0.00	(100.0)	(0.0)
A	3744.63	(39.5)	3744.63	0.00	(100.0)	(0.0)
合　計	9484.25	(100.0)	9484.25	0.00	(100.0)	(0.0)



1F 階 〈X方向〉(地震力)(正加力)(S=1/239)

ﾌﾚｰﾑ名	Qc+Qw	%	Qc	Qw	Qc%	Qw%
C	1692.49	(17.5)	1692.49	0.00	(100.0)	(0.0)
B	4156.90	(43.1)	4156.90	0.00	(100.0)	(0.0)
A	3802.26	(39.4)	3802.26	0.00	(100.0)	(0.0)
合　計	9651.65	(100.0)	9651.65	0.00	(100.0)	(0.0)

＊ 水平力分担のまとめ 〈X方向〉(地震力)(正加力)

階名	Q.force	Qc	(%)	Qw	(%)	Qc+Qw	Qsp	sumQ
13F	2456.21	2456.21	(100.0)	0.00	(0.0)	2456.21	0.00	2456.21
12F	3624.09	3624.09	(100.0)	0.00	(0.0)	3624.09	0.00	3624.09
11F	4618.48	4618.48	(100.0)	0.00	(0.0)	4618.48	0.00	4618.48
10F	5498.91	5498.91	(100.0)	0.00	(0.0)	5498.91	0.00	5498.91
9F	6276.89	6276.89	(100.0)	0.00	(0.0)	6276.89	0.00	6276.89
8F	6964.32	6964.32	(100.0)	0.00	(0.0)	6964.32	0.00	6964.32
7F	7570.38	7570.38	(100.0)	0.00	(0.0)	7570.38	0.00	7570.38
6F	8097.98	8097.98	(100.0)	0.00	(0.0)	8097.98	0.00	8097.98
5F	8549.72	8549.72	(100.0)	0.00	(0.0)	8549.72	0.00	8549.72
4F	8933.21	8933.21	(100.0)	0.00	(0.0)	8933.21	0.00	8933.21
3F	9245.34	9245.34	(100.0)	0.00	(0.0)	9245.34	0.00	9245.34
2F	9484.25	9484.25	(100.0)	0.00	(0.0)	9484.25	0.00	9484.25
1F	9651.65	9651.65	(100.0)	0.00	(0.0)	9651.65	0.00	9651.65

鉄骨ブレース負担率による応力割増は断面計算時に考慮されます

＊ 層間変形角のまとめ 〈X方向〉(正加力)

階名	X軸名	Y軸名	d (cm)	h (cm)	d / h
13F	C	1	0.6898	400.0	1/579
12F	C	1	0.9151	400.0	1/437
11F	C	1	1.0349	400.0	1/386
10F	C	1	1.0966	400.0	1/364
9F	C	1	1.2043	400.0	1/332
8F	C	1	1.2990	400.0	1/307

階名	X軸名	Y軸名	d (cm)	h (cm)	d / h
7F	C	1	1.3575	400.0	1/294
6F	C	1	1.4178	400.0	1/282
5F	C	1	1.4495	400.0	1/275
4F	C	1	1.2456	400.0	1/321
3F	C	1	1.2427	400.0	1/321
2F	C	1	1.1740	400.0	1/340
1F	C	1	0.7513	400.0	1/532



13F 階 〈X方向〉(地震力)(負加力)(S=1/239)

ﾌﾚｰﾑ名	Qc+Qw	%	Qc	Qw	Qc%	Qw%
C	439.98	(17.9)	439.98	0.00	(100.0)	(0.0)
B	1091.33	(44.4)	1091.33	0.00	(100.0)	(0.0)
A	924.90	(37.7)	924.90	0.00	(100.0)	(0.0)
合　計	2456.21	(100.0)	2456.21	0.00	(100.0)	(0.0)



12F 階 〈X方向〉(地震力)(負加力)(S=1/239)

ﾌﾚｰﾑ名	Qc+Qw	%	Qc	Qw	Qc%	Qw%
C	525.87	(14.5)	525.87	0.00	(100.0)	(0.0)
B	1680.76	(46.4)	1680.76	0.00	(100.0)	(0.0)
A	1417.47	(39.1)	1417.47	0.00	(100.0)	(0.0)
合　計	3624.09	(100.0)	3624.09	0.00	(100.0)	(0.0)



11F 階 〈X方向〉(地震力)(負加力)(S=1/239)

ﾌﾚｰﾑ名	Qc+Qw	%	Qc	Qw	Qc%	Qw%
C	693.19	(15.0)	693.19	0.00	(100.0)	(0.0)
B	2121.68	(45.9)	2121.68	0.00	(100.0)	(0.0)
A	1803.61	(39.1)	1803.61	0.00	(100.0)	(0.0)
合　計	4618.48	(100.0)	4618.48	0.00	(100.0)	(0.0)



10F 階 ＜Ｘ方向＞（地震力）（負加力）（S=1/239）

ﾌﾚｰﾑ名	Qc+Qw	%	Qc	Qw	Qc%	Qw%
C	867.95	(15.8)	867.95	0.00	(100.0)	(0.0)
B	2491.23	(45.3)	2491.23	0.00	(100.0)	(0.0)
A	2139.73	(38.9)	2139.73	0.00	(100.0)	(0.0)
合　計	5498.91	(100.0)	5498.91	0.00	(100.0)	(0.0)



9F 階 〈X方向〉(地震力)(負加力)(S=1/239)

ﾌﾚｰﾑ名	Qc+Qw	%	Qc	Qw	Qc%	Qw%
C	965.41	(15.4)	965.41	0.00	(100.0)	(0.0)
B	2857.62	(45.5)	2857.62	0.00	(100.0)	(0.0)
A	2453.85	(39.1)	2453.85	0.00	(100.0)	(0.0)
合　計	6276.89	(100.0)	6276.89	0.00	(100.0)	(0.0)



8F 階 〈X方向〉(地震力)(負加力)(S=1/239)

ﾌﾚｰﾑ名	Qc+Qw	%	Qc	Qw	Qc%	Qw%
C	1033.96	(14.8)	1033.96	0.00	(100.0)	(0.0)
B	3192.57	(45.8)	3192.57	0.00	(100.0)	(0.0)
A	2737.79	(39.3)	2737.79	0.00	(100.0)	(0.0)
合　計	6964.32	(100.0)	6964.32	0.00	(100.0)	(0.0)



7F 階 〈X方向〉(地震力)(負加力)(S=1/239)

ﾌﾚｰﾑ名	Qc+Qw	%	Qc	Qw	Qc%	Qw%
C	1214.30	(16.0)	1214.30	0.00	(100.0)	(0.0)
B	3392.06	(44.8)	3392.06	0.00	(100.0)	(0.0)
A	2964.01	(39.2)	2964.01	0.00	(100.0)	(0.0)
合　計	7570.38	(100.0)	7570.38	0.00	(100.0)	(0.0)



6F 階 〈X方向〉(地震力)(負加力)(S=1/239)

ﾌﾚｰﾑ名	Qc+Qw	%	Qc	Qw	Qc%	Qw%
C	1265.75	(15.6)	1265.75	0.00	(100.0)	(0.0)
B	3653.37	(45.1)	3653.37	0.00	(100.0)	(0.0)
A	3178.86	(39.3)	3178.86	0.00	(100.0)	(0.0)
合　計	8097.98	(100.0)	8097.98	0.00	(100.0)	(0.0)



5F 階 〈X方向〉(地震力)(負加力)(S=1/239)

ﾌﾚｰﾑ名	Qc+Qw	%	Qc	Qw	Qc%	Qw%
C	1273.53	(14.9)	1273.53	0.00	(100.0)	(0.0)
B	3887.68	(45.5)	3887.68	0.00	(100.0)	(0.0)
A	3388.50	(39.6)	3388.50	0.00	(100.0)	(0.0)
合　計	8549.72	(100.0)	8549.72	0.00	(100.0)	(0.0)



4F 階 〈X方向〉(地震力)(負加力)(S=1/239)

フレーム名	Qc+Qw	%	Qc	Qw	Qc%	Qw%
C	1538.02	(17.2)	1538.02	0.00	(100.0)	(0.0)
B	3914.41	(43.8)	3914.41	0.00	(100.0)	(0.0)
A	3480.78	(39.0)	3480.78	0.00	(100.0)	(0.0)
合　計	8933.21	(100.0)	8933.21	0.00	(100.0)	(0.0)



3F 階 〈X方向〉(地震力)(負加力)(S=1/239)

ﾌﾚｰﾑ名	Qc+Qw	%	Qc	Qw	Qc%	Qw%
C	1507.33	(16.3)	1507.33	0.00	(100.0)	(0.0)
B	4104.50	(44.4)	4104.50	0.00	(100.0)	(0.0)
A	3633.51	(39.3)	3633.51	0.00	(100.0)	(0.0)
合　計	9245.34	(100.0)	9245.34	0.00	(100.0)	(0.0)



2F 階 〈X方向〉(地震力)(負加力)(S=1/239)

ﾌﾚｰﾑ名	Qc+Qw	%	Qc	Qw	Qc%	Qw%
C	1494.79	(15.8)	1494.79	0.00	(100.0)	(0.0)
B	4244.84	(44.8)	4244.84	0.00	(100.0)	(0.0)
A	3744.63	(39.5)	3744.63	0.00	(100.0)	(0.0)
合　計	9484.25	(100.0)	9484.25	0.00	(100.0)	(0.0)



1F 階 〈X方向〉(地震力)(負加力)(S=1/239)

ﾌﾚｰﾑ名	Qc+Qw	%	Qc	Qw	Qc%	Qw%
C	1692.49	(17.5)	1692.49	0.00	(100.0)	(0.0)
B	4156.90	(43.1)	4156.90	0.00	(100.0)	(0.0)
A	3802.26	(39.4)	3802.26	0.00	(100.0)	(0.0)
合　計	9651.65	(100.0)	9651.65	0.00	(100.0)	(0.0)

＊ 水平力分担のまとめ 〈X方向〉(地震力)(負加力)

階名	Q.force	Qc	(%)	Qw	(%)	Qc+Qw	Qsp	sumQ
13F	2456.21	2456.21	(100.0)	0.00	(0.0)	2456.21	0.00	2456.21
12F	3624.09	3624.09	(100.0)	0.00	(0.0)	3624.09	0.00	3624.09
11F	4618.48	4618.48	(100.0)	0.00	(0.0)	4618.48	0.00	4618.48
10F	5498.91	5498.91	(100.0)	0.00	(0.0)	5498.91	0.00	5498.91
9F	6276.89	6276.89	(100.0)	0.00	(0.0)	6276.89	0.00	6276.89
8F	6964.32	6964.32	(100.0)	0.00	(0.0)	6964.32	0.00	6964.32
7F	7570.38	7570.38	(100.0)	0.00	(0.0)	7570.38	0.00	7570.38
6F	8097.98	8097.98	(100.0)	0.00	(0.0)	8097.98	0.00	8097.98
5F	8549.72	8549.72	(100.0)	0.00	(0.0)	8549.72	0.00	8549.72
4F	8933.21	8933.21	(100.0)	0.00	(0.0)	8933.21	0.00	8933.21
3F	9245.34	9245.34	(100.0)	0.00	(0.0)	9245.34	0.00	9245.34
2F	9484.25	9484.25	(100.0)	0.00	(0.0)	9484.25	0.00	9484.25
1F	9651.65	9651.65	(100.0)	0.00	(0.0)	9651.65	0.00	9651.65

鉄骨ブレース負担率による応力割増は断面計算時に考慮されます

＊ 層間変形角のまとめ 〈X方向〉(負加力)

階名	X軸名	Y軸名	d (cm)	h (cm)	d / h
13F	C	1	0.6898	400.0	1/579
12F	C	1	0.9151	400.0	1/437
11F	C	1	1.0349	400.0	1/386
10F	C	1	1.0966	400.0	1/364
9F	C	1	1.2043	400.0	1/332
8F	C	1	1.2990	400.0	1/307

階名	X軸名	Y軸名	d (cm)	h (cm)	d / h
7F	C	1	1.3575	400.0	1/294
6F	C	1	1.4178	400.0	1/282
5F	C	1	1.4495	400.0	1/275
4F	C	1	1.2456	400.0	1/321
3F	C	1	1.2427	400.0	1/321
2F	C	1	1.1740	400.0	1/340
1F	C	1	0.7513	400.0	1/532



13F 階 〈Y方向〉(地震力)(正加力)(S=1/239)

ﾌﾚｰﾑ名	Qc+Qw	%	Qc	Qw	Qc%	Qw%
6	402.06	(16.4)	402.06	0.00	(100.0)	(0.0)
5	417.09	(17.0)	417.09	0.00	(100.0)	(0.0)
4	409.59	(16.7)	409.59	0.00	(100.0)	(0.0)
3	408.99	(16.7)	408.99	0.00	(100.0)	(0.0)
2	415.63	(16.9)	415.63	0.00	(100.0)	(0.0)
1	402.85	(16.4)	402.85	0.00	(100.0)	(0.0)
合　計	2456.21	(100.0)	2456.21	0.00	(100.0)	(0.0)



12F 階 〈Y方向〉(地震力)(正加力)(S=1/239)

ﾌﾚｰﾑ名	Qc+Qw	%	Qc	Qw	Qc%	Qw%
6	583.91	(16.1)	583.91	0.00	(100.0)	(0.0)
5	609.79	(16.8)	609.79	0.00	(100.0)	(0.0)
4	611.05	(16.9)	611.05	0.00	(100.0)	(0.0)
3	615.34	(17.0)	615.34	0.00	(100.0)	(0.0)
2	615.98	(17.0)	615.98	0.00	(100.0)	(0.0)
1	588.03	(16.2)	588.03	0.00	(100.0)	(0.0)
合　計	3624.09	(100.0)	3624.09	0.00	(100.0)	(0.0)



11F 階 〈Y方向〉(地震力)(正加力)(S=1/239)

ﾌﾚｰﾑ名	Qc+Qw	%	Qc	Qw	Qc%	Qw%
6	716.90	(15.5)	716.90	0.00	(100.0)	(0.0)
5	787.85	(17.1)	787.85	0.00	(100.0)	(0.0)
4	792.10	(17.2)	792.10	0.00	(100.0)	(0.0)
3	799.02	(17.3)	799.02	0.00	(100.0)	(0.0)
2	798.32	(17.3)	798.32	0.00	(100.0)	(0.0)
1	724.29	(15.7)	724.29	0.00	(100.0)	(0.0)
合　計	4618.48	(100.0)	4618.48	0.00	(100.0)	(0.0)



10F 階 〈Y方向〉(地震力)(正加力)(S=1/239)

ﾌﾚｰﾑ名	Qc+Qw	%	Qc	Qw	Qc%	Qw%
6	825.32	(15.0)	825.32	0.00	(100.0)	(0.0)
5	950.13	(17.3)	950.13	0.00	(100.0)	(0.0)
4	957.39	(17.4)	957.39	0.00	(100.0)	(0.0)
3	966.54	(17.6)	966.54	0.00	(100.0)	(0.0)
2	964.34	(17.5)	964.34	0.00	(100.0)	(0.0)
1	835.18	(15.2)	835.18	0.00	(100.0)	(0.0)
合　計	5498.91	(100.0)	5498.91	0.00	(100.0)	(0.0)



9F 階 〈Y方向〉(地震力)(正加力)(S=1/239)

ﾌﾚｰﾑ名	Qc+Qw	%	Qc	Qw	Qc%	Qw%
6	951.37	(15.2)	951.37	0.00	(100.0)	(0.0)
5	1077.78	(17.2)	1077.78	0.00	(100.0)	(0.0)
4	1088.45	(17.3)	1088.45	0.00	(100.0)	(0.0)
3	1099.93	(17.5)	1099.93	0.00	(100.0)	(0.0)
2	1095.70	(17.5)	1095.70	0.00	(100.0)	(0.0)
1	963.68	(15.4)	963.68	0.00	(100.0)	(0.0)
合　計	6276.89	(100.0)	6276.89	0.00	(100.0)	(0.0)



8F 階 〈Y方向〉(地震力)(正加力)(S=1/239)

ﾌﾚｰﾑ名	Qc+Qw	%	Qc	Qw	Qc%	Qw%
6	1021.42	(14.7)	1021.42	0.00	(100.0)	(0.0)
5	1212.40	(17.4)	1212.40	0.00	(100.0)	(0.0)
4	1224.18	(17.6)	1224.18	0.00	(100.0)	(0.0)
3	1237.07	(17.8)	1237.07	0.00	(100.0)	(0.0)
2	1233.11	(17.7)	1233.11	0.00	(100.0)	(0.0)
1	1036.13	(14.9)	1036.13	0.00	(100.0)	(0.0)
合　計	6964.32	(100.0)	6964.32	0.00	(100.0)	(0.0)



7F 階 〈Y方向〉(地震力)(正加力)(S=1/239)

ﾌﾚｰﾑ名	Qc+Qw	%	Qc	Qw	Qc%	Qw%
6	1058.45	(14.0)	1058.45	0.00	(100.0)	(0.0)
5	1342.66	(17.7)	1342.66	0.00	(100.0)	(0.0)
4	1356.28	(17.9)	1356.28	0.00	(100.0)	(0.0)
3	1371.47	(18.1)	1371.47	0.00	(100.0)	(0.0)
2	1366.98	(18.1)	1366.98	0.00	(100.0)	(0.0)
1	1074.53	(14.2)	1074.53	0.00	(100.0)	(0.0)
合　計	7570.38	(100.0)	7570.38	0.00	(100.0)	(0.0)



6F 階 〈Y方向〉(地震力)(正加力)(S=1/239)

ﾌﾚｰﾑ名	Qc+Qw	%	Qc	Qw	Qc%	Qw%
6	1151.27	(14.2)	1151.27	0.00	(100.0)	(0.0)
5	1424.75	(17.6)	1424.75	0.00	(100.0)	(0.0)
4	1442.00	(17.8)	1442.00	0.00	(100.0)	(0.0)
3	1459.18	(18.0)	1459.18	0.00	(100.0)	(0.0)
2	1452.02	(17.9)	1452.02	0.00	(100.0)	(0.0)
1	1168.75	(14.4)	1168.75	0.00	(100.0)	(0.0)
合　計	8097.98	(100.0)	8097.98	0.00	(100.0)	(0.0)



5F 階 〈Y方向〉(地震力)(正加力)(S=1/239)

ﾌﾚｰﾑ名	Qc+Qw	%	Qc	Qw	Qc%	Qw%
6	1161.50	(13.6)	1161.50	0.00	(100.0)	(0.0)
5	1532.17	(17.9)	1532.17	0.00	(100.0)	(0.0)
4	1548.50	(18.1)	1548.50	0.00	(100.0)	(0.0)
3	1565.50	(18.3)	1565.50	0.00	(100.0)	(0.0)
2	1560.69	(18.3)	1560.69	0.00	(100.0)	(0.0)
1	1181.35	(13.8)	1181.35	0.00	(100.0)	(0.0)
合　計	8549.72	(100.0)	8549.72	0.00	(100.0)	(0.0)



4F 階 〈Y方向〉(地震力)(正加力)(S=1/239)

ﾌﾚｰﾑ名	Qc+Qw	%	Qc	Qw	Qc%	Qw%
6	951.48	(10.7)	951.48	0.00	(100.0)	(0.0)
5	1726.43	(19.3)	1726.43	0.00	(100.0)	(0.0)
4	1748.94	(19.6)	1748.94	0.00	(100.0)	(0.0)
3	1773.96	(19.9)	1773.96	0.00	(100.0)	(0.0)
2	1764.76	(19.8)	1764.76	0.00	(100.0)	(0.0)
1	967.64	(10.8)	967.64	0.00	(100.0)	(0.0)
合　計	8933.21	(100.0)	8933.21	0.00	(100.0)	(0.0)



3F 階 〈Y方向〉(地震力)(正加力)(S=1/239)

ﾌﾚｰﾑ名	Qc+Qw	%	Qc	Qw	Qc%	Qw%
6	1060.15	(11.5)	1060.15	0.00	(100.0)	(0.0)
5	1746.92	(18.9)	1746.92	0.00	(100.0)	(0.0)
4	1773.63	(19.2)	1773.63	0.00	(100.0)	(0.0)
3	1799.86	(19.5)	1799.86	0.00	(100.0)	(0.0)
2	1786.85	(19.3)	1786.85	0.00	(100.0)	(0.0)
1	1077.93	(11.7)	1077.93	0.00	(100.0)	(0.0)
合　計	9245.34	(100.0)	9245.34	0.00	(100.0)	(0.0)



2F 階 〈Y方向〉(地震力)(正加力)(S=1/239)

ﾌﾚｰﾑ名	Qc+Qw	%	Qc	Qw	Qc%	Qw%
6	1071.55	(11.3)	1071.55	0.00	(100.0)	(0.0)
5	1797.68	(19.0)	1797.68	0.00	(100.0)	(0.0)
4	1828.53	(19.3)	1828.53	0.00	(100.0)	(0.0)
3	1856.71	(19.6)	1856.71	0.00	(100.0)	(0.0)
2	1840.37	(19.4)	1840.37	0.00	(100.0)	(0.0)
1	1089.42	(11.5)	1089.42	0.00	(100.0)	(0.0)
合　計	9484.25	(100.0)	9484.25	0.00	(100.0)	(0.0)



1F 階 〈Y方向〉(地震力)(正加力)(S=1/239)

ﾌﾚｰﾑ名	Qc+Qw	%	Qc	Qw	Qc%	Qw%
6	1314.46	(13.6)	1314.46	0.00	(100.0)	(0.0)
5	1727.34	(17.9)	1727.34	0.00	(100.0)	(0.0)
4	1746.99	(18.1)	1746.99	0.00	(100.0)	(0.0)
3	1764.67	(18.3)	1764.67	0.00	(100.0)	(0.0)
2	1759.10	(18.2)	1759.10	0.00	(100.0)	(0.0)
1	1339.09	(13.9)	1339.09	0.00	(100.0)	(0.0)
合　計	9651.65	(100.0)	9651.65	0.00	(100.0)	(0.0)

＊ 水平力分担のまとめ 〈Y方向〉(地震力)(正加力)

階名	Q.force	Qc	(%)	Qw	(%)	Qc+Qw	Qsp	sumQ
13F	2456.21	2456.21	(100.0)	0.00	(0.0)	2456.21	0.00	2456.21
12F	3624.09	3624.09	(100.0)	0.00	(0.0)	3624.09	0.00	3624.09
11F	4618.48	4618.48	(100.0)	0.00	(0.0)	4618.48	0.00	4618.48
10F	5498.91	5498.91	(100.0)	0.00	(0.0)	5498.91	0.00	5498.91
9F	6276.89	6276.89	(100.0)	0.00	(0.0)	6276.89	0.00	6276.89
8F	6964.32	6964.32	(100.0)	0.00	(0.0)	6964.32	0.00	6964.32
7F	7570.38	7570.38	(100.0)	0.00	(0.0)	7570.38	0.00	7570.38
6F	8097.98	8097.98	(100.0)	0.00	(0.0)	8097.98	0.00	8097.98
5F	8549.72	8549.72	(100.0)	0.00	(0.0)	8549.72	0.00	8549.72
4F	8933.21	8933.21	(100.0)	0.00	(0.0)	8933.21	0.00	8933.21
3F	9245.34	9245.34	(100.0)	0.00	(0.0)	9245.34	0.00	9245.34
2F	9484.25	9484.25	(100.0)	0.00	(0.0)	9484.25	0.00	9484.25
1F	9651.65	9651.65	(100.0)	0.00	(0.0)	9651.65	0.00	9651.65

鉄骨ブレース負担率による応力割増は断面計算時に考慮されます

＊ 層間変形角のまとめ 〈Y方向〉(正加力)

階名	X軸名	Y軸名	d (cm)	h (cm)	d / h
13F	A	1	0.6638	400.0	1/602
12F	A	1	0.9204	400.0	1/434
11F	A	1	1.1163	400.0	1/358

階名	X軸名	Y軸名	d (cm)	h (cm)	d / h
10F	A	1	1.2659	400.0	1/315
9F	A	1	1.4072	400.0	1/284
8F	A	1	1.5001	400.0	1/266
7F	A	1	1.5527	400.0	1/257
6F	A	1	1.6107	400.0	1/248
5F	A	1	1.5702	400.0	1/254
4F	A	1	1.2976	400.0	1/308
3F	A	1	1.2763	400.0	1/313
2F	A	1	1.1975	400.0	1/334
1F	A	1	0.7784	400.0	1/513



13F 階 <Y方向> (地震力) (負加力) (S=1/239)

ﾌﾚｰﾑ名	Qc+Qw	%	Qc	Qw	Qc%	Qw%
6	402.06	(16.4)	402.06	0.00	(100.0)	(0.0)
5	417.09	(17.0)	417.09	0.00	(100.0)	(0.0)
4	409.59	(16.7)	409.59	0.00	(100.0)	(0.0)
3	408.99	(16.7)	408.99	0.00	(100.0)	(0.0)
2	415.63	(16.9)	415.63	0.00	(100.0)	(0.0)
1	402.85	(16.4)	402.85	0.00	(100.0)	(0.0)
合　計	2456.21	(100.0)	2456.21	0.00	(100.0)	(0.0)



12F 階 〈Y方向〉(地震力)(負加力)(S=1/239)

ﾌﾚｰﾑ名	Qc+Qw	%	Qc	Qw	Qc%	Qw%
6	583.91	(16.1)	583.91	0.00	(100.0)	(0.0)
5	609.79	(16.8)	609.79	0.00	(100.0)	(0.0)
4	611.05	(16.9)	611.05	0.00	(100.0)	(0.0)
3	615.34	(17.0)	615.34	0.00	(100.0)	(0.0)
2	615.98	(17.0)	615.98	0.00	(100.0)	(0.0)
1	588.03	(16.2)	588.03	0.00	(100.0)	(0.0)
合　計	3624.09	(100.0)	3624.09	0.00	(100.0)	(0.0)



11F 階 〈Y方向〉(地震力)(負加力)(S=1/239)

ﾌﾚｰﾑ名	Qc+Qw	%	Qc	Qw	Qc%	Qw%
6	716.90	(15.5)	716.90	0.00	(100.0)	(0.0)
5	787.85	(17.1)	787.85	0.00	(100.0)	(0.0)
4	792.10	(17.2)	792.10	0.00	(100.0)	(0.0)
3	799.02	(17.3)	799.02	0.00	(100.0)	(0.0)
2	798.32	(17.3)	798.32	0.00	(100.0)	(0.0)
1	724.29	(15.7)	724.29	0.00	(100.0)	(0.0)
合　計	4618.48	(100.0)	4618.48	0.00	(100.0)	(0.0)



10F 階 〈Y方向〉(地震力)(負加力)(S=1/239)

ﾌﾚｰﾑ名	Qc+Qw	%	Qc	Qw	Qc%	Qw%
6	825.32	(15.0)	825.32	0.00	(100.0)	(0.0)
5	950.13	(17.3)	950.13	0.00	(100.0)	(0.0)
4	957.39	(17.4)	957.39	0.00	(100.0)	(0.0)
3	966.54	(17.6)	966.54	0.00	(100.0)	(0.0)
2	964.34	(17.5)	964.34	0.00	(100.0)	(0.0)
1	835.18	(15.2)	835.18	0.00	(100.0)	(0.0)
合　計	5498.91	(100.0)	5498.91	0.00	(100.0)	(0.0)



9F 階 〈Y方向〉(地震力)(負加力)(S=1/239)

ﾌﾚｰﾑ名	Qc+Qw	%	Qc	Qw	Qc%	Qw%
6	951.37	(15.2)	951.37	0.00	(100.0)	(0.0)
5	1077.78	(17.2)	1077.78	0.00	(100.0)	(0.0)
4	1088.45	(17.3)	1088.45	0.00	(100.0)	(0.0)
3	1099.93	(17.5)	1099.93	0.00	(100.0)	(0.0)
2	1095.70	(17.5)	1095.70	0.00	(100.0)	(0.0)
1	963.68	(15.4)	963.68	0.00	(100.0)	(0.0)
合　計	6276.89	(100.0)	6276.89	0.00	(100.0)	(0.0)



8F 階 〈Y方向〉(地震力)(負加力)(S=1/239)

ﾌﾚｰﾑ名	Qc+Qw	%	Qc	Qw	Qc%	Qw%
6	1021.42	(14.7)	1021.42	0.00	(100.0)	(0.0)
5	1212.40	(17.4)	1212.40	0.00	(100.0)	(0.0)
4	1224.18	(17.6)	1224.18	0.00	(100.0)	(0.0)
3	1237.07	(17.8)	1237.07	0.00	(100.0)	(0.0)
2	1233.11	(17.7)	1233.11	0.00	(100.0)	(0.0)
1	1036.13	(14.9)	1036.13	0.00	(100.0)	(0.0)
合　計	6964.32	(100.0)	6964.32	0.00	(100.0)	(0.0)



7F 階 〈Y方向〉(地震力)(負加力)(S=1/239)

ﾌﾚｰﾑ名	Qc+Qw	%	Qc	Qw	Qc%	Qw%
6	1058.45	(14.0)	1058.45	0.00	(100.0)	(0.0)
5	1342.66	(17.7)	1342.66	0.00	(100.0)	(0.0)
4	1356.28	(17.9)	1356.28	0.00	(100.0)	(0.0)
3	1371.47	(18.1)	1371.47	0.00	(100.0)	(0.0)
2	1366.98	(18.1)	1366.98	0.00	(100.0)	(0.0)
1	1074.53	(14.2)	1074.53	0.00	(100.0)	(0.0)
合　計	7570.38	(100.0)	7570.38	0.00	(100.0)	(0.0)



6F 階 〈Y方向〉(地震力)(負加力)(S=1/239)

ﾌﾚｰﾑ名	Qc+Qw	%	Qc	Qw	Qc%	Qw%
6	1151.27	(14.2)	1151.27	0.00	(100.0)	(0.0)
5	1424.75	(17.6)	1424.75	0.00	(100.0)	(0.0)
4	1442.00	(17.8)	1442.00	0.00	(100.0)	(0.0)
3	1459.18	(18.0)	1459.18	0.00	(100.0)	(0.0)
2	1452.02	(17.9)	1452.02	0.00	(100.0)	(0.0)
1	1168.75	(14.4)	1168.75	0.00	(100.0)	(0.0)
合　計	8097.98	(100.0)	8097.98	0.00	(100.0)	(0.0)



5F 階 〈Y方向〉(地震力)(負加力)(S=1/239)

ﾌﾚｰﾑ名	Qc+Qw	%	Qc	Qw	Qc%	Qw%
6	1161.50	(13.6)	1161.50	0.00	(100.0)	(0.0)
5	1532.17	(17.9)	1532.17	0.00	(100.0)	(0.0)
4	1548.50	(18.1)	1548.50	0.00	(100.0)	(0.0)
3	1565.50	(18.3)	1565.50	0.00	(100.0)	(0.0)
2	1560.69	(18.3)	1560.69	0.00	(100.0)	(0.0)
1	1181.35	(13.8)	1181.35	0.00	(100.0)	(0.0)
合　計	8549.72	(100.0)	8549.72	0.00	(100.0)	(0.0)



4F 階 〈Y方向〉(地震力)(負加力)(S=1/239)

ﾌﾚｰﾑ名	Qc+Qw	%	Qc	Qw	Qc%	Qw%
6	951.48	(10.7)	951.48	0.00	(100.0)	(0.0)
5	1726.43	(19.3)	1726.43	0.00	(100.0)	(0.0)
4	1748.94	(19.6)	1748.94	0.00	(100.0)	(0.0)
3	1773.96	(19.9)	1773.96	0.00	(100.0)	(0.0)
2	1764.76	(19.8)	1764.76	0.00	(100.0)	(0.0)
1	967.64	(10.8)	967.64	0.00	(100.0)	(0.0)
合　計	8933.21	(100.0)	8933.21	0.00	(100.0)	(0.0)



3F 階 〈Y方向〉(地震力)(負加力)(S=1/239)

ﾌﾚｰﾑ名	Qc+Qw	%	Qc	Qw	Qc%	Qw%
6	1060.15	(11.5)	1060.15	0.00	(100.0)	(0.0)
5	1746.92	(18.9)	1746.92	0.00	(100.0)	(0.0)
4	1773.63	(19.2)	1773.63	0.00	(100.0)	(0.0)
3	1799.86	(19.5)	1799.86	0.00	(100.0)	(0.0)
2	1786.85	(19.3)	1786.85	0.00	(100.0)	(0.0)
1	1077.93	(11.7)	1077.93	0.00	(100.0)	(0.0)
合　計	9245.34	(100.0)	9245.34	0.00	(100.0)	(0.0)



2F 階 〈Y方向〉(地震力)(負加力)(S=1/239)

ﾌﾚｰﾑ名	Qc+Qw	%	Qc	Qw	Qc%	Qw%
6	1071.55	(11.3)	1071.55	0.00	(100.0)	(0.0)
5	1797.68	(19.0)	1797.68	0.00	(100.0)	(0.0)
4	1828.53	(19.3)	1828.53	0.00	(100.0)	(0.0)
3	1856.71	(19.6)	1856.71	0.00	(100.0)	(0.0)
2	1840.37	(19.4)	1840.37	0.00	(100.0)	(0.0)
1	1089.42	(11.5)	1089.42	0.00	(100.0)	(0.0)
合　計	9484.25	(100.0)	9484.25	0.00	(100.0)	(0.0)



1F 階 〈Y方向〉(地震力)(負加力)(S=1/239)

ﾌﾚｰﾑ名	Qc+Qw	%	Qc	Qw	Qc%	Qw%
6	1314.46	(13.6)	1314.46	0.00	(100.0)	(0.0)
5	1727.34	(17.9)	1727.34	0.00	(100.0)	(0.0)
4	1746.99	(18.1)	1746.99	0.00	(100.0)	(0.0)
3	1764.67	(18.3)	1764.67	0.00	(100.0)	(0.0)
2	1759.10	(18.2)	1759.10	0.00	(100.0)	(0.0)
1	1339.09	(13.9)	1339.09	0.00	(100.0)	(0.0)
合　計	9651.65	(100.0)	9651.65	0.00	(100.0)	(0.0)

＊ 水平力分担のまとめ 〈Y方向〉(地震力)(負加力)

階名	Q.force	Qc	(%)	Qw	(%)	Qc+Qw	Qsp	sumQ
13F	2456.21	2456.21	(100.0)	0.00	(0.0)	2456.21	0.00	2456.21
12F	3624.09	3624.09	(100.0)	0.00	(0.0)	3624.09	0.00	3624.09
11F	4618.48	4618.48	(100.0)	0.00	(0.0)	4618.48	0.00	4618.48
10F	5498.91	5498.91	(100.0)	0.00	(0.0)	5498.91	0.00	5498.91
9F	6276.89	6276.89	(100.0)	0.00	(0.0)	6276.89	0.00	6276.89
8F	6964.32	6964.32	(100.0)	0.00	(0.0)	6964.32	0.00	6964.32
7F	7570.38	7570.38	(100.0)	0.00	(0.0)	7570.38	0.00	7570.38
6F	8097.98	8097.98	(100.0)	0.00	(0.0)	8097.98	0.00	8097.98
5F	8549.72	8549.72	(100.0)	0.00	(0.0)	8549.72	0.00	8549.72
4F	8933.21	8933.21	(100.0)	0.00	(0.0)	8933.21	0.00	8933.21
3F	9245.34	9245.34	(100.0)	0.00	(0.0)	9245.34	0.00	9245.34
2F	9484.25	9484.25	(100.0)	0.00	(0.0)	9484.25	0.00	9484.25
1F	9651.65	9651.65	(100.0)	0.00	(0.0)	9651.65	0.00	9651.65

鉄骨ブレース負担率による応力割増は断面計算時に考慮されます

＊ 層間変形角のまとめ 〈Y方向〉(負加力)

階名	X軸名	Y軸名	d (cm)	h (cm)	d / h
13F	A	1	0.6638	400.0	1/602
12F	A	1	0.9204	400.0	1/434
11F	A	1	1.1163	400.0	1/358

階名	X軸名	Y軸名	d (cm)	h (cm)	d / h
10F	A	1	1.2659	400.0	1/315
9F	A	1	1.4072	400.0	1/284
8F	A	1	1.5001	400.0	1/266
7F	A	1	1.5527	400.0	1/257
6F	A	1	1.6107	400.0	1/248
5F	A	1	1.5702	400.0	1/254
4F	A	1	1.2976	400.0	1/308
3F	A	1	1.2763	400.0	1/313
2F	A	1	1.1975	400.0	1/334
1F	A	1	0.7784	400.0	1/513

A-3.3 （柱せん断力／負担分）割合

柱一本当りの作用せん断力の負担面積分に対する割合　Qc / (Ci*N)
　N　：その柱の (DL+LLE) の軸力　　(kN)
　Ci　：層せん断力係数
　Qc　：その柱に対するせん断力　　(kN)
　***　は柱のせん断力が０の位置を示す

※ 正加力、負加力は同じ

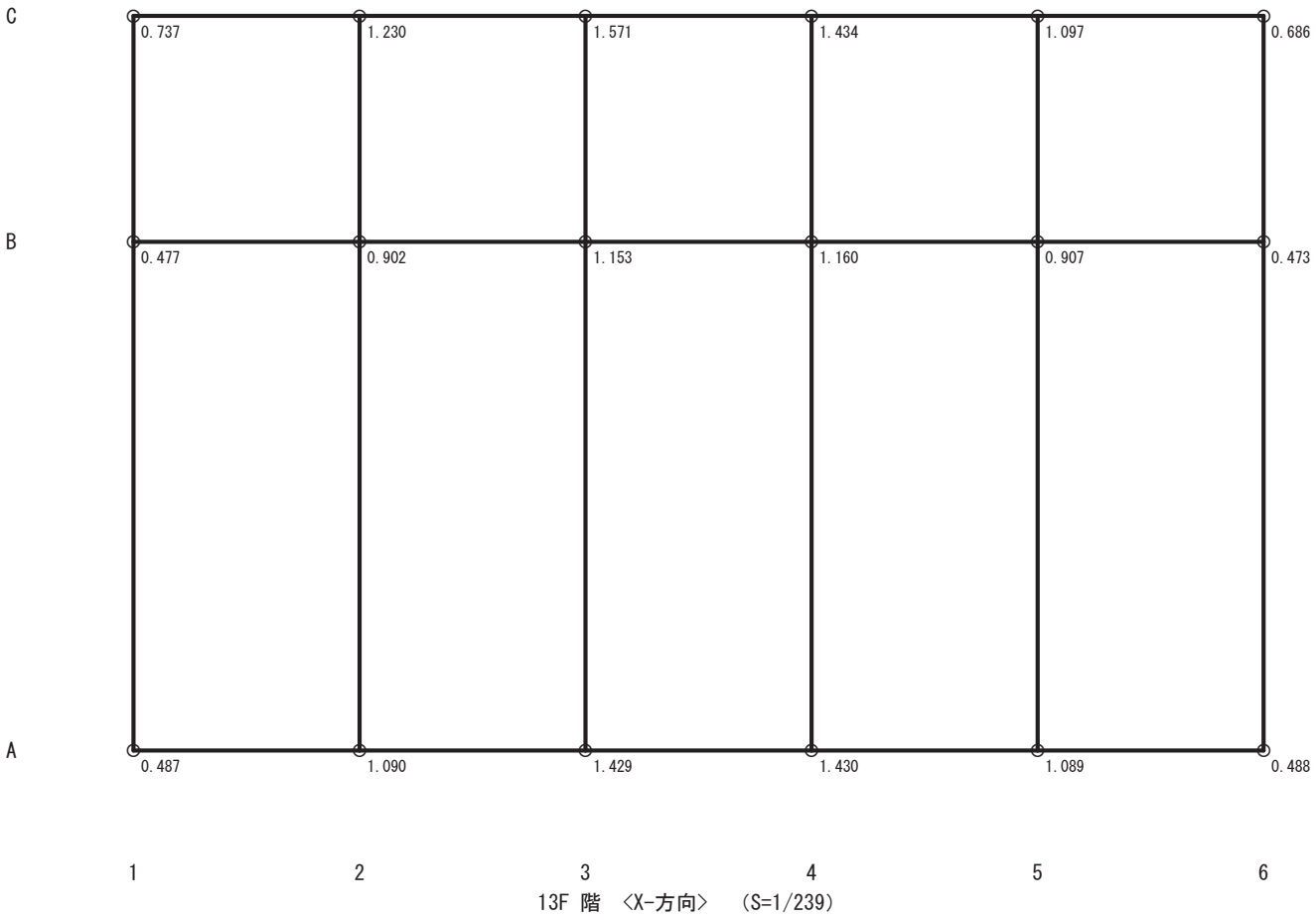

13F 階 〈X-方向〉 (S=1/239)



12F 階 〈X-方向〉 (S=1/239)



11F 階 〈X-方向〉 (S=1/239)



10F 階 〈X-方向〉 (S=1/239)



9F 階 <X-方向> (S=1/239)



8F 階 <X-方向> (S=1/239)



7F 階 〈X-方向〉 (S=1/239)



6F 階 <X-方向> (S=1/239)



5F 階 <X-方向> (S=1/239)



4F 階 〈X-方向〉 (S=1/239)



3F 階 <X-方向> (S=1/239)



2F 階 <X-方向> (S=1/239)



1F 階 <X-方向> (S=1/239)



13F 階 〈Y-方向〉 (S=1/239)



12F 階 〈Y-方向〉 (S=1/239)



11F 階 〈Y-方向〉　(S=1/239)



10F 階 〈Y-方向〉 (S=1/239)



9F 階 〈Y-方向〉 (S=1/239)



8F 階 〈Y-方向〉 (S=1/239)



7F 階 〈Y-方向〉 (S=1/239)



6F 階 <Y-方向> (S=1/239)



5F 階 〈Y-方向〉 (S=1/239)



4F 階 〈Y-方向〉 (S=1/239)



3F 階 〈Y-方向〉 (S=1/239)



2F 階 〈Y-方向〉 (S=1/239)



1F 階 <Y-方向>　(S=1/239)

A-3.4 基礎計算用軸力一覧

A-3.4.1 基礎計算用軸力一覧

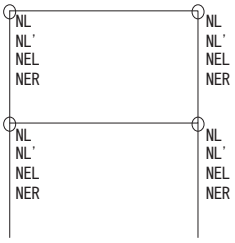

NL ：鉛直荷重時基礎計算用軸力　(kN)
　　（柱軸力に加算しない重量を含む）
NL'：浮き上がり判定のための重量　(kN)
NEL：正加力地震力基礎計算用軸力　(kN)
NER：負加力地震力基礎計算用軸力　(kN)

[*] :短期荷重時浮き上がりを示す。（積雪荷重は考慮せず）
[@] :基礎の上下方向半固定の剛度入力位置
[#] :支点の解除入力位置



1F 層　地震時〈X方向〉(S=1/272)

Σ＝103453.7

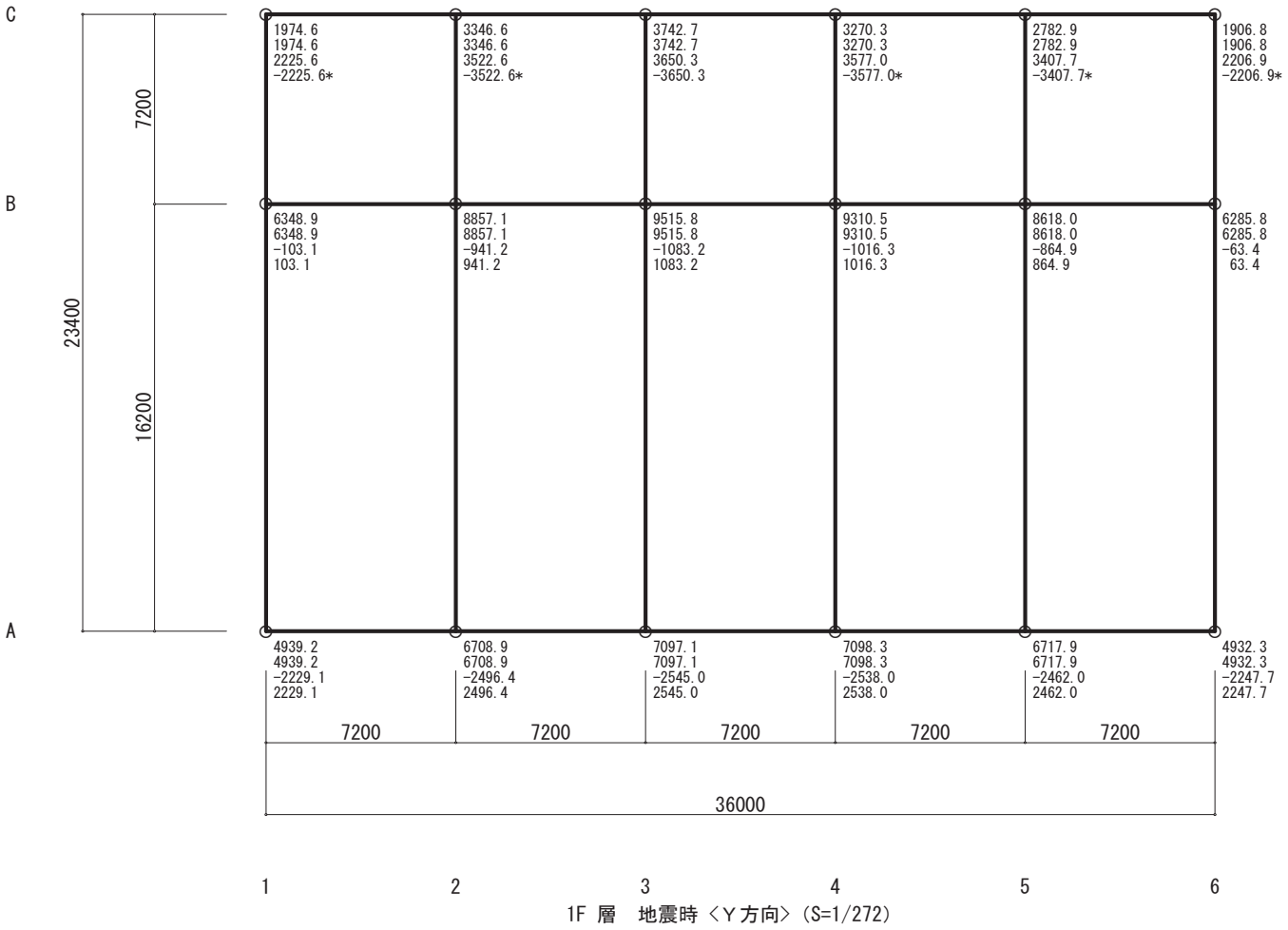

1F 層　地震時 〈Y方向〉(S=1/272)

Σ＝103453.7

A-3.4.3 基礎計算用軸力一覧表

NL　:鉛直荷重時基礎計算用軸力　　(kN)
　　:（柱軸力に加算しない重量を含む）
NL' :浮き上がり判定のための重量　　(kN)
NEL :正加力地震力基礎計算用軸力　　(kN)
NER :負加力地震力基礎計算用軸力　　(kN)
[*] :短期荷重時浮き上がりを示す。（積雪荷重は考慮せず）
[@] :基礎の上下方向半固定の剛度入力位置
[#] :支点の解除入力位置

地震時　〈X方向〉

		1	2	3	4	5	6
C	NL	1974.56	3346.59	3742.74	3270.30	2782.86	1906.83
	NL'	1974.56	3346.59	3742.74	3270.30	2782.86	1906.83
	NEL	-1656.05	114.54	61.76	213.32	-385.12	1657.33
	NER	1656.05	-114.54	-61.76	-213.32	385.12	-1657.33
B	NL	6348.88	8857.05	9515.82	9310.53	8618.05	6285.76
	NL'	6348.88	8857.05	9515.82	9310.53	8618.05	6285.76
	NEL	-5253.63	1273.67	84.09	-38.63	-1314.87	5241.01
	NER	5253.63	-1273.67	-84.09	38.63	1314.87	-5241.01
A	NL	4939.22	6708.87	7097.07	7098.33	6717.93	4932.28
	NL'	4939.22	6708.87	7097.07	7098.33	6717.93	4932.28
	NEL	-5007.54*	1207.11	66.40	-65.71	-1205.62	5007.93
	NER	5007.54	-1207.11	-66.40	65.71	1205.62	-5007.93*

地震時　〈Y方向〉

		1	2	3	4	5	6
C	NL	1974.56	3346.59	3742.74	3270.30	2782.86	1906.83
	NL'	1974.56	3346.59	3742.74	3270.30	2782.86	1906.83
	NEL	2225.60	3522.58	3650.32	3576.99	3407.74	2206.85
	NER	-2225.60*	-3522.58*	-3650.32	-3576.99*	-3407.74*	-2206.85*
B	NL	6348.88	8857.05	9515.82	9310.53	8618.05	6285.76
	NL'	6348.88	8857.05	9515.82	9310.53	8618.05	6285.76
	NEL	-103.14	-941.19	-1083.17	-1016.29	-864.89	-63.36
	NER	103.14	941.19	1083.17	1016.29	864.89	63.36
A	NL	4939.22	6708.87	7097.07	7098.33	6717.93	4932.28
	NL'	4939.22	6708.87	7097.07	7098.33	6717.93	4932.28
	NEL	-2229.07	-2496.36	-2544.95	-2537.96	-2461.97	-2247.72
	NER	2229.07	2496.36	2544.95	2537.96	2461.97	2247.72

A-3.6　剛性率

A-3.6.1　剛性率(雑壁を含む)

d　　：層間変位（剛心位置）(cm)
h　　：層間変形角の階高 (cm)
d/h　：層間変形角
rs　　：h/d
rs/ave.　：rsの相加平均
Rs　　：剛性率
*　　：層間変位が0である為、rs/ave、Rsが計算できません
#　　：直接入力

※ 正加力、負加力は同じ

X方向

階名	d	h	d/h	rs/ave.	Rs	Fs
13F	0.6542	400.0	1/ 611	389	1.571	1.000
12F	0.8580	400.0	1/ 466		1.198	1.000
11F	0.9691	400.0	1/ 413		1.061	1.000
10F	1.0283	400.0	1/ 389		1.000	1.000
9F	1.1274	400.0	1/ 355		0.912	1.000
8F	1.2153	400.0	1/ 329		0.846	1.000
7F	1.2781	400.0	1/ 313		0.804	1.000
6F	1.3336	400.0	1/ 300		0.771	1.000
5F	1.3645	400.0	1/ 293		0.753	1.000
4F	1.1882	400.0	1/ 337		0.865	1.000
3F	1.1837	400.0	1/ 338		0.868	1.000
2F	1.1164	400.0	1/ 358		0.921	1.000
1F	0.7195	400.0	1/ 556		1.429	1.000

Y方向

階名	d	h	d/h	rs/ave.	Rs	Fs
13F	0.6625	400.0	1/ 604	348	1.737	1.000
12F	0.9173	400.0	1/ 436		1.254	1.000
11F	1.1112	400.0	1/ 360		1.035	1.000
10F	1.2592	400.0	1/ 318		0.914	1.000
9F	1.3988	400.0	1/ 286		0.822	1.000
8F	1.4903	400.0	1/ 268		0.772	1.000
7F	1.5419	400.0	1/ 259		0.746	1.000
6F	1.5990	400.0	1/ 250		0.719	1.000
5F	1.5580	400.0	1/ 257		0.738	1.000
4F	1.2873	400.0	1/ 311		0.894	1.000
3F	1.2661	400.0	1/ 316		0.909	1.000
2F	1.1876	400.0	1/ 337		0.969	1.000
1F	0.7716	400.0	1/ 518		1.491	1.000

A-3.7　偏心率

A-3.7.1 偏心率(雑壁を含む)

g　：重心距離　(cm)　(基準座標系に対する)
l　：剛心距離　(cm)　(基準座標系に対する)
e　：偏心距離　(cm)　(加力方向に対する)
re　：弾力半径　(cm)　(加力方向に対する)
Re　：偏心率　(加力方向に対する)
＊　：ねじり剛性または層剛性が負になる為、re、Reが計算できません
#　：直接入力

※ 正加力、負加力は同じ

Ｘ方向

階名	gy	ly	ey	re	Re	Fe
13F	1157.8	1101.3	56.6	1526.9	0.037	1.000
12F	1151.4	1048.1	103.3	1488.7	0.069	1.000
11F	1147.5	1051.4	96.0	1449.9	0.066	1.000
10F	1145.3	1059.6	85.7	1417.3	0.060	1.000
9F	1143.9	1052.9	91.0	1413.0	0.064	1.000
8F	1143.0	1045.7	97.3	1409.1	0.069	1.000
7F	1142.9	1060.1	82.8	1409.9	0.059	1.000
6F	1143.0	1055.1	87.8	1414.5	0.062	1.000
5F	1142.9	1044.9	97.9	1423.2	0.069	1.000
4F	1143.6	1079.8	63.8	1403.1	0.045	1.000
3F	1144.3	1067.4	76.9	1419.6	0.054	1.000
2F	1144.8	1059.7	85.0	1417.1	0.060	1.000
1F	1145.4	1077.7	67.7	1460.9	0.046	1.000

Ｙ方向

階名	gx	lx	ex	re	Re	Fe
13F	1800.0	1801.6	1.6	1537.9	0.001	1.000
12F	1791.8	1798.3	6.6	1539.5	0.004	1.000
11F	1788.6	1797.7	9.1	1553.0	0.006	1.000
10F	1787.0	1797.6	10.6	1568.8	0.007	1.000
9F	1786.0	1797.4	11.5	1574.3	0.007	1.000
8F	1785.3	1797.4	12.1	1560.5	0.008	1.000
7F	1784.8	1797.3	12.4	1548.9	0.008	1.000
6F	1784.4	1797.3	12.8	1549.2	0.008	1.000
5F	1784.2	1797.4	13.2	1520.6	0.009	1.000
4F	1784.0	1796.4	12.4	1460.7	0.008	1.000
3F	1783.8	1796.4	12.6	1468.1	0.009	1.000
2F	1783.7	1796.3	12.7	1461.5	0.009	1.000
1F	1783.6	1797.8	14.3	1513.1	0.009	1.000

A-3.8　重心・剛心図

A-3.8.1 重心・剛心図（雑壁を含む）

※Ｘ方向正負、Ｙ方向正負ともに同じ

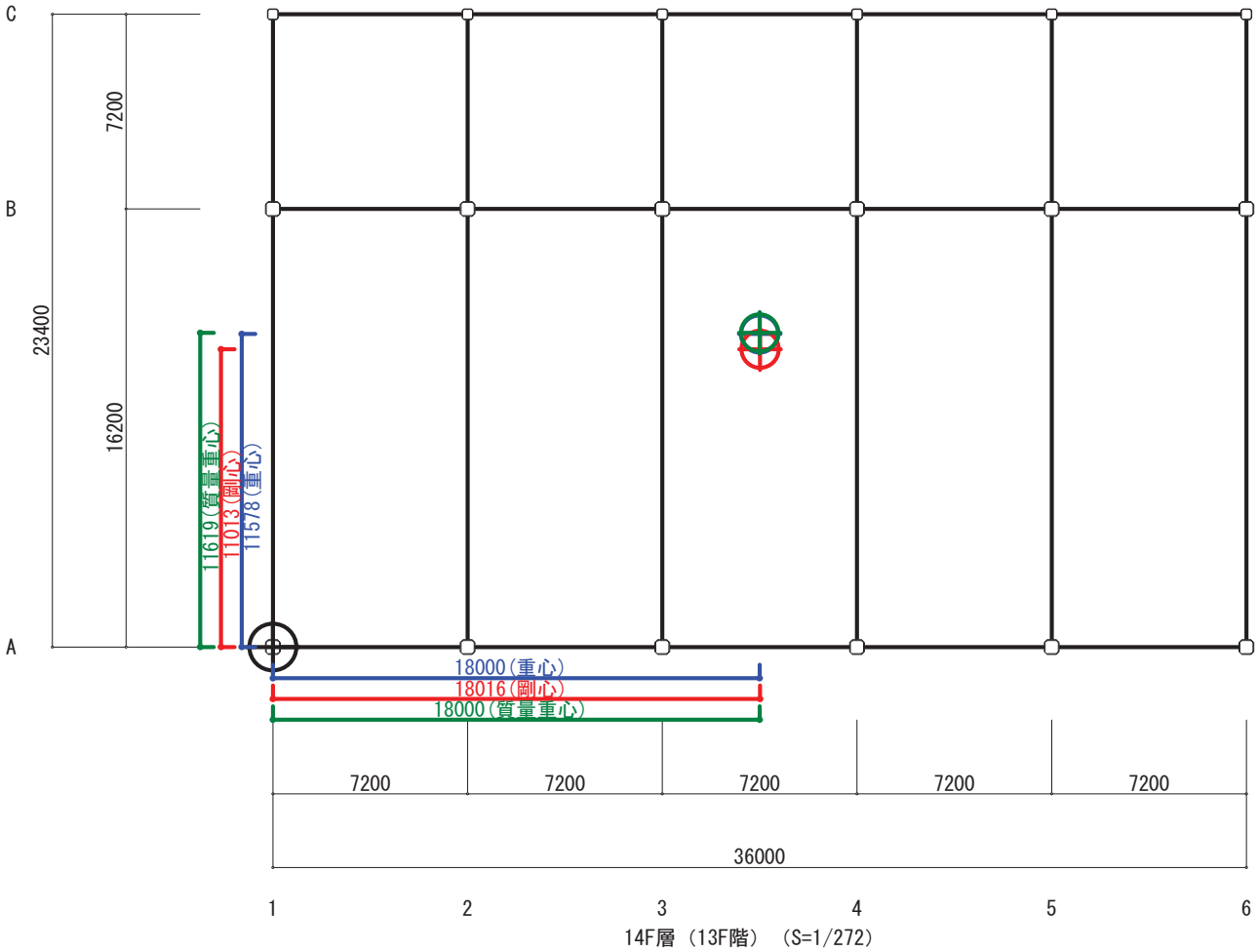

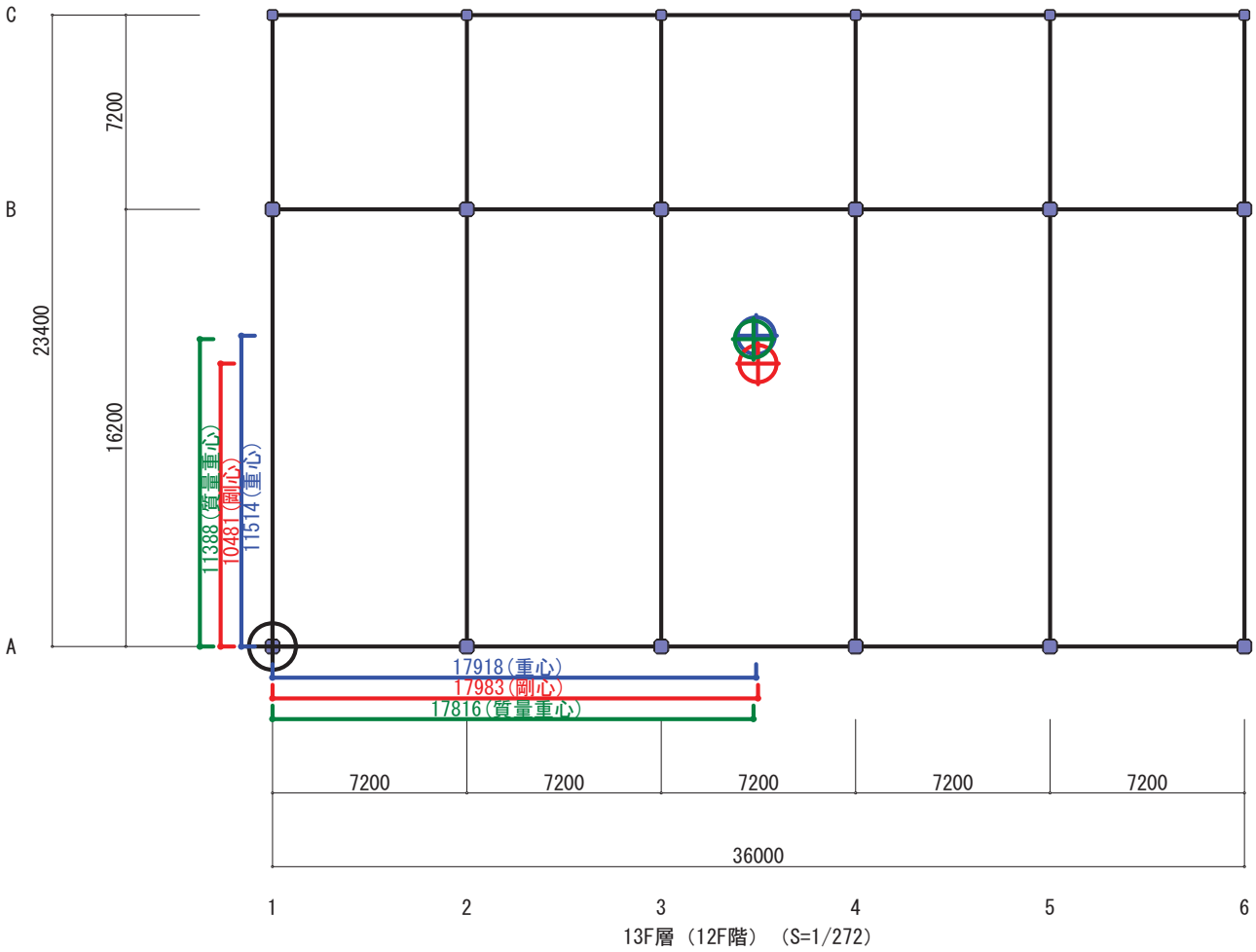
C
B
A
7200
16200
23400
11388(質量重心)
10481(剛心)
11514(重心)
17918(重心)
17983(剛心)
17816(質量重心)
7200
7200
7200
7200
7200
36000
1
2
3
4
5
6
13F層（12F階）（S=1/272）

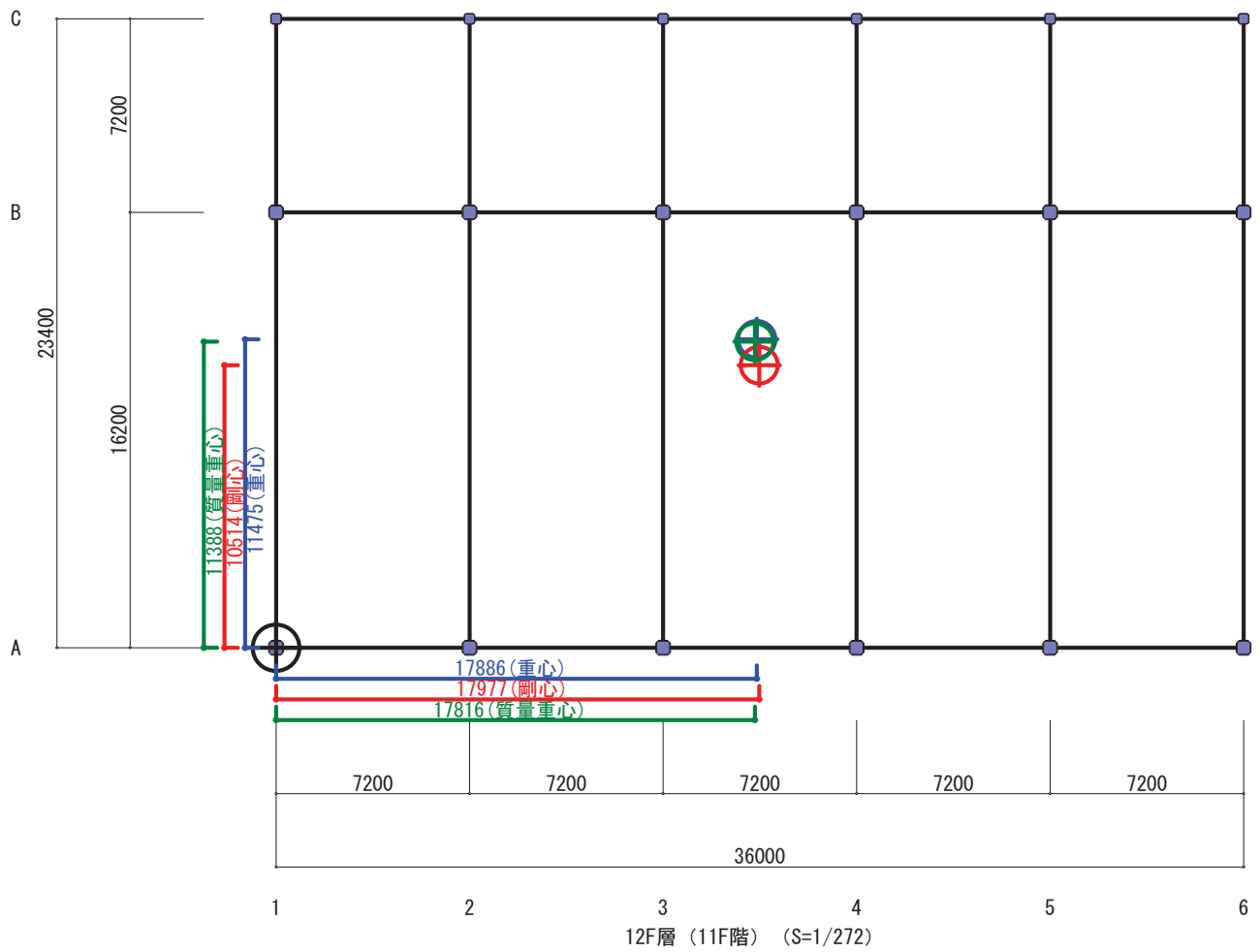
C
B
A
7200
16200
23400
11388(質量重心)
10514(剛心)
11475(重心)
17886(重心)
17977(剛心)
17816(質量重心)
7200
7200
7200
7200
7200
36000
1
2
3
4
5
6
12F層 (11F階) (S=1/272)

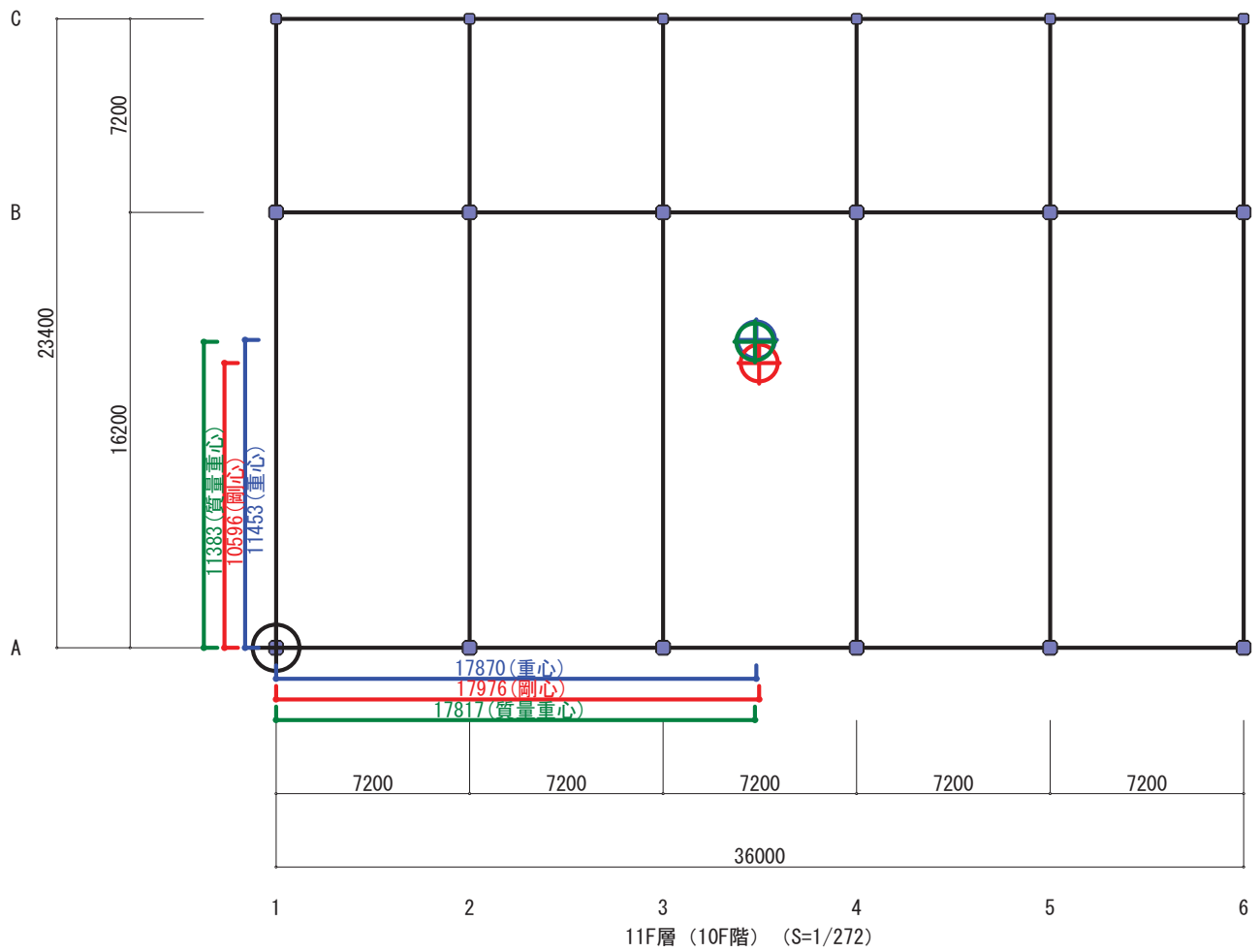
C
B
A
7200
16200
23400
11383(質量重心)
10596(剛心)
11453(重心)
17870(重心)
17976(剛心)
17817(質量重心)
7200
7200
7200
7200
7200
36000
1
2
3
4
5
6
11F層（10F階）（S=1/272）

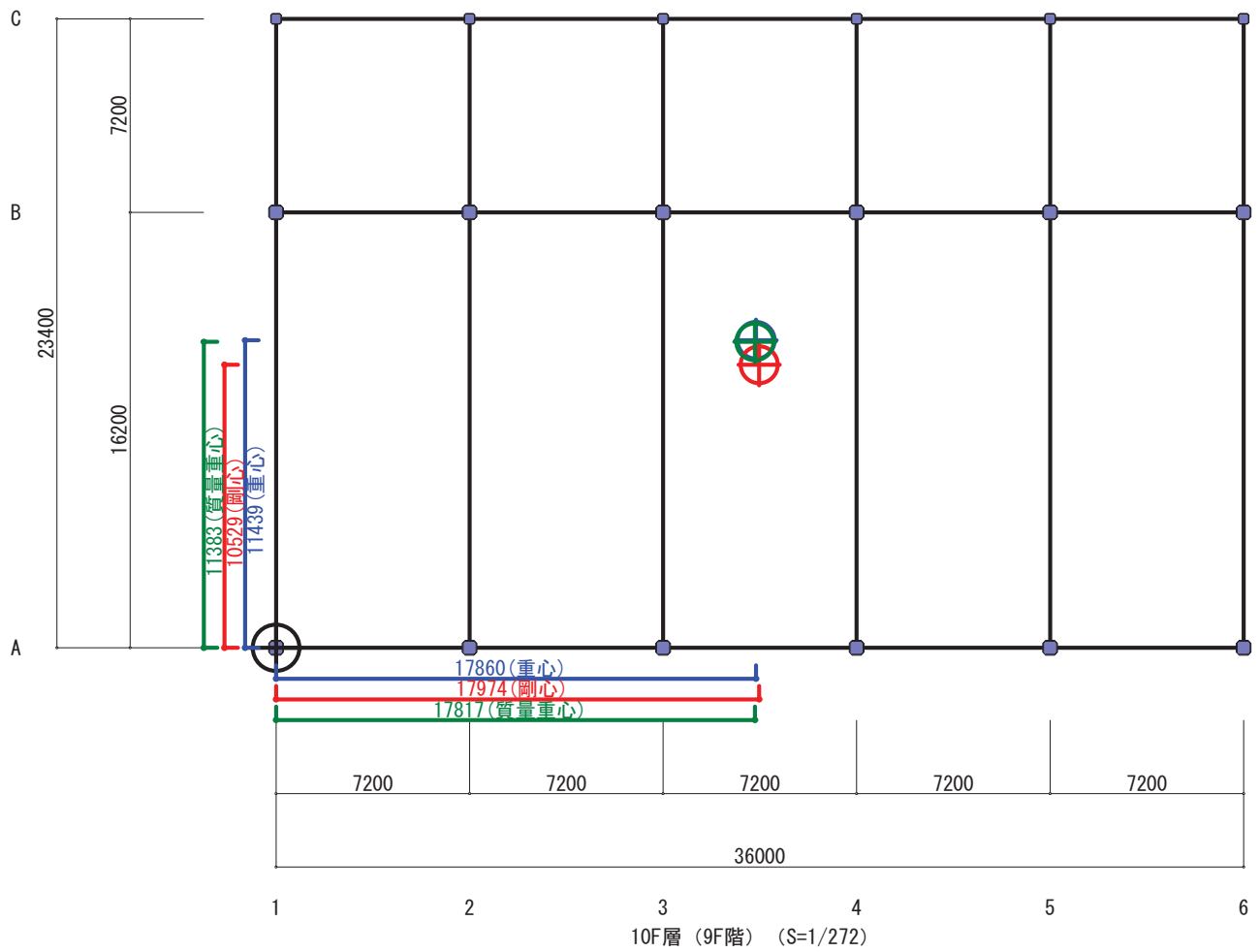
C
B
A
7200
16200
23400
11383(質量重心)
10529(剛心)
11439(重心)
17860(重心)
17974(剛心)
17817(質量重心)
7200
7200
7200
7200
7200
36000
1
2
3
4
5
6
10F層（9F階）（S=1/272）

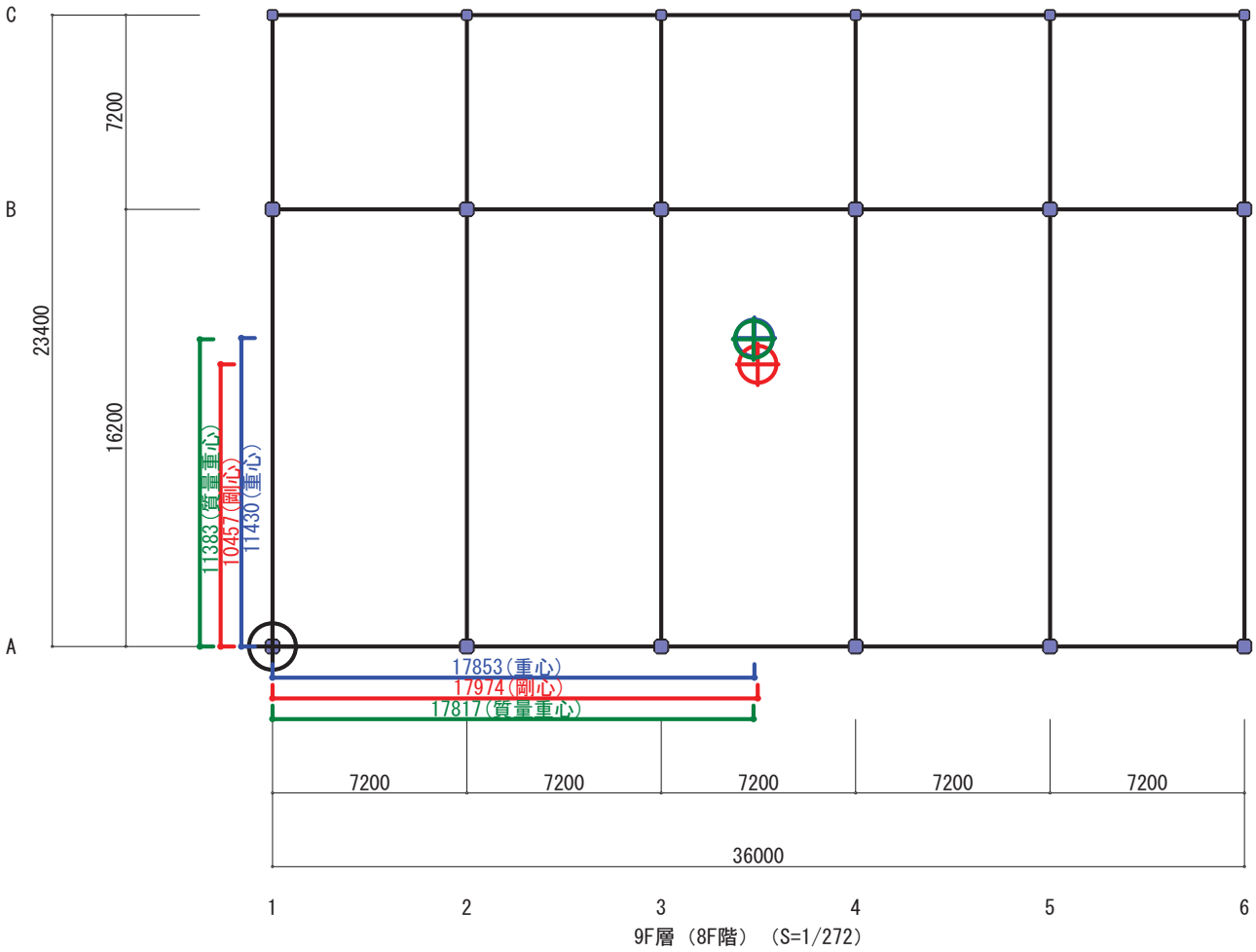
C
B
A
7200
16200
23400
11383(質量重心)
10457(剛心)
11430(重心)
17853(重心)
17974(剛心)
17817(質量重心)
7200
7200
7200
7200
7200
36000
1
2
3
4
5
6
9F層（8F階）（S=1/272）

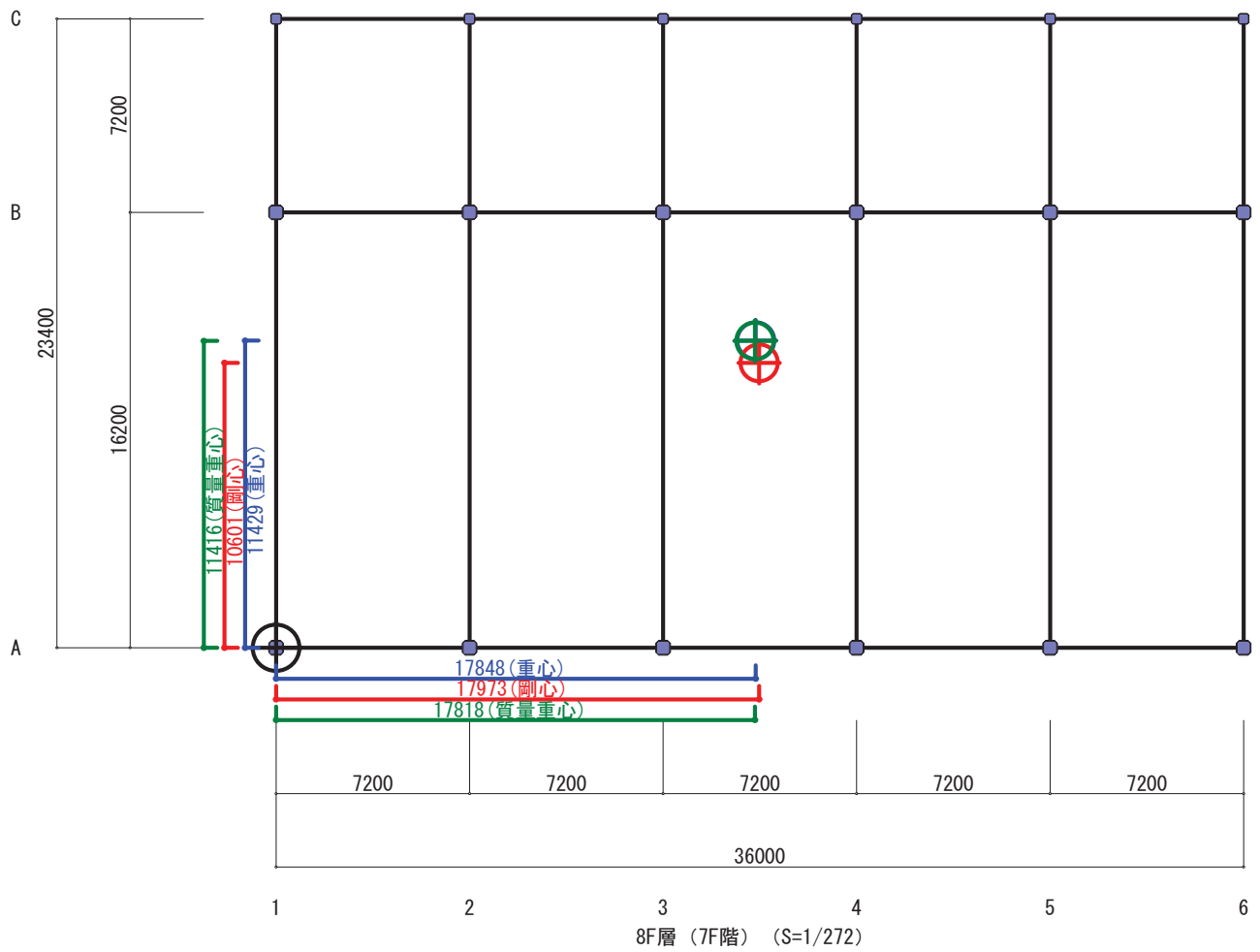
C
B
A
7200
16200
23400
11416(質量重心)
10601(剛心)
11429(重心)
17848(重心)
17973(剛心)
17818(質量重心)
7200
7200
7200
7200
7200
36000
1
2
3
4
5
6
8F層（7F階）（S=1/272）

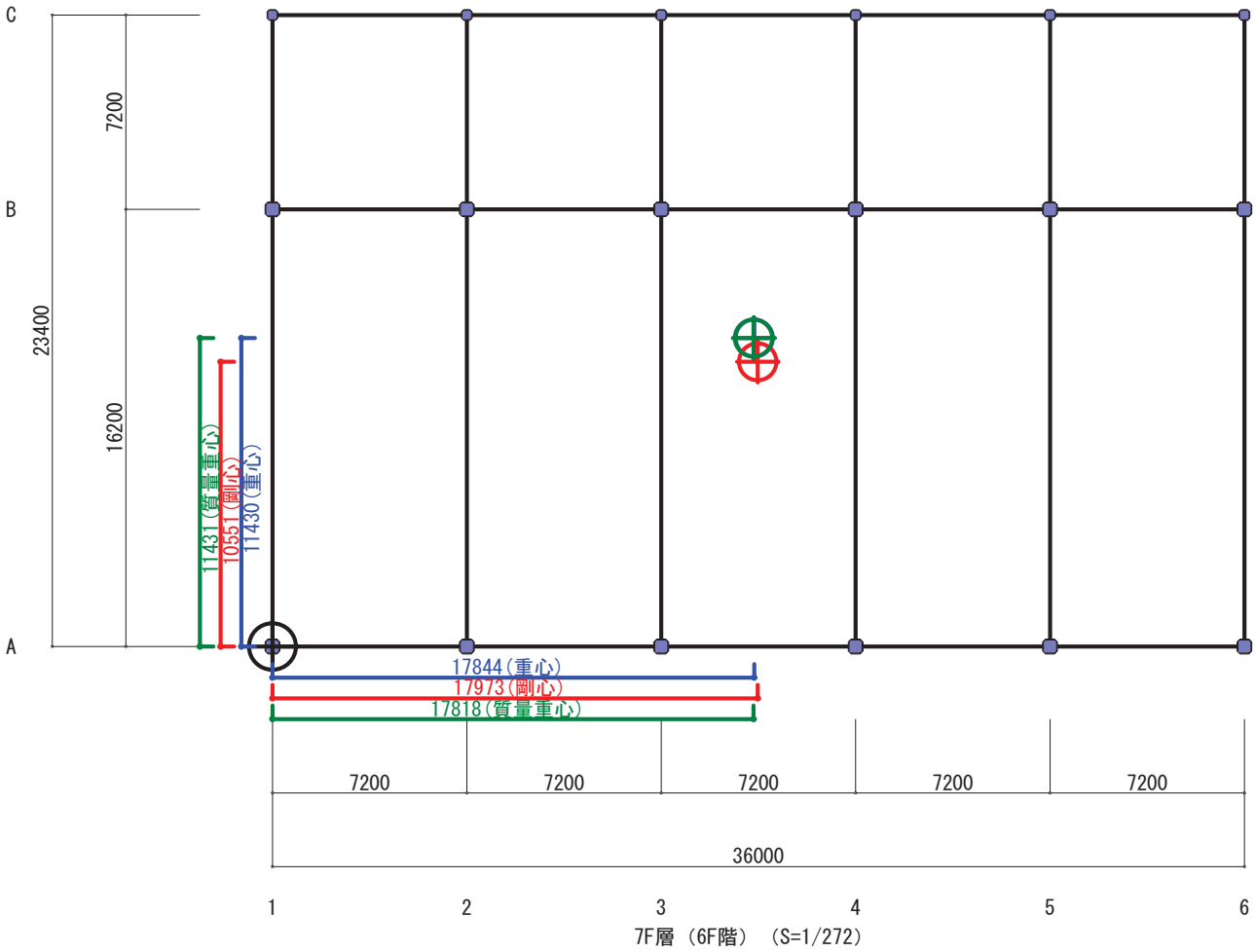
C
B
A
7200
23400
16200
11431(質量重心)
10551(剛心)
11430(重心)
17844(重心)
17973(剛心)
17818(質量重心)
7200
7200
7200
7200
7200
36000
1
2
3
4
5
6
7F層（6F階）（S=1/272）

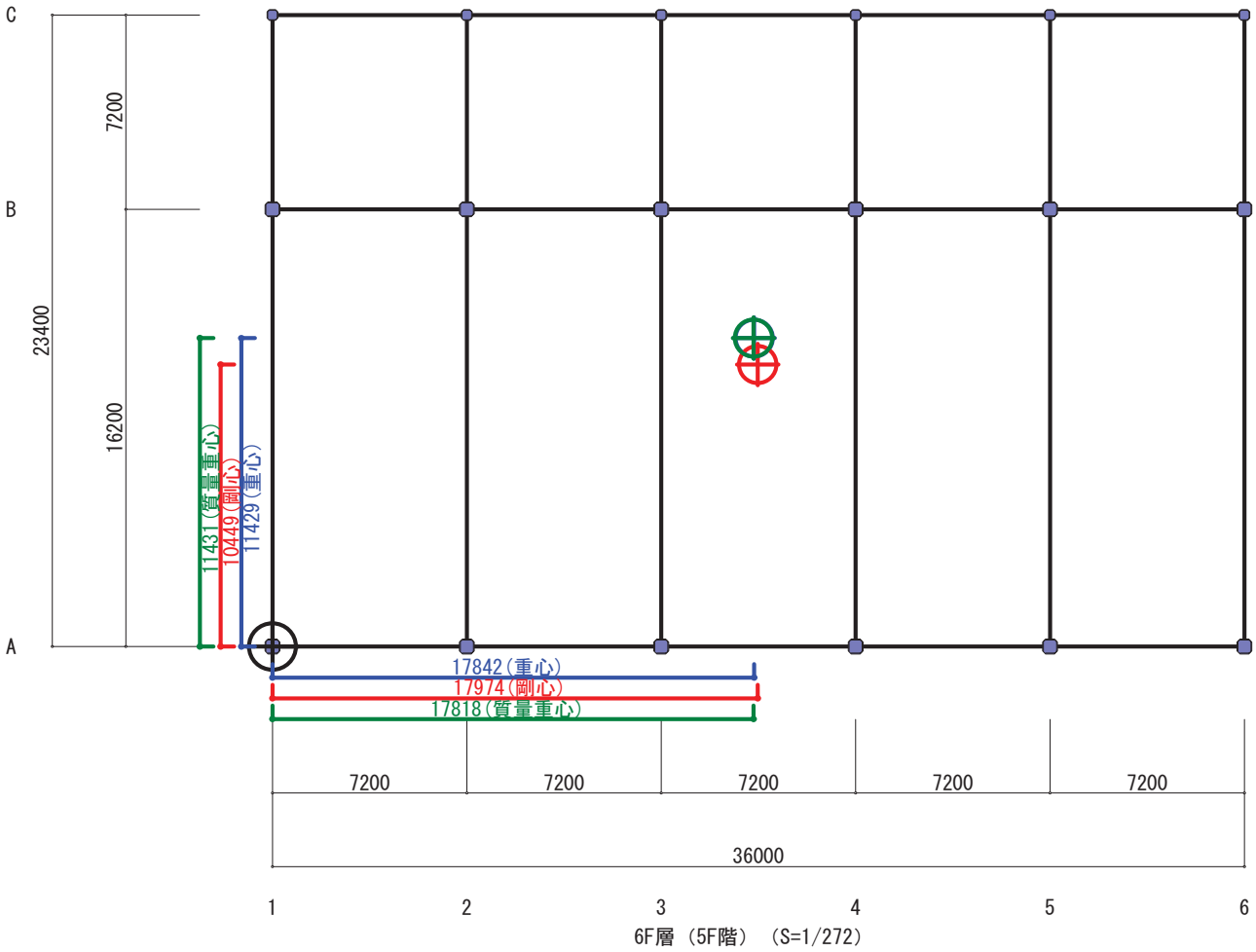
C
B
A
7200
16200
23400
11431(質量重心)
10449(剛心)
11429(重心)
17842(重心)
17974(剛心)
17818(質量重心)
7200
7200
7200
7200
7200
36000
1
2
3
4
5
6
6F層 (5F階) (S=1/272)

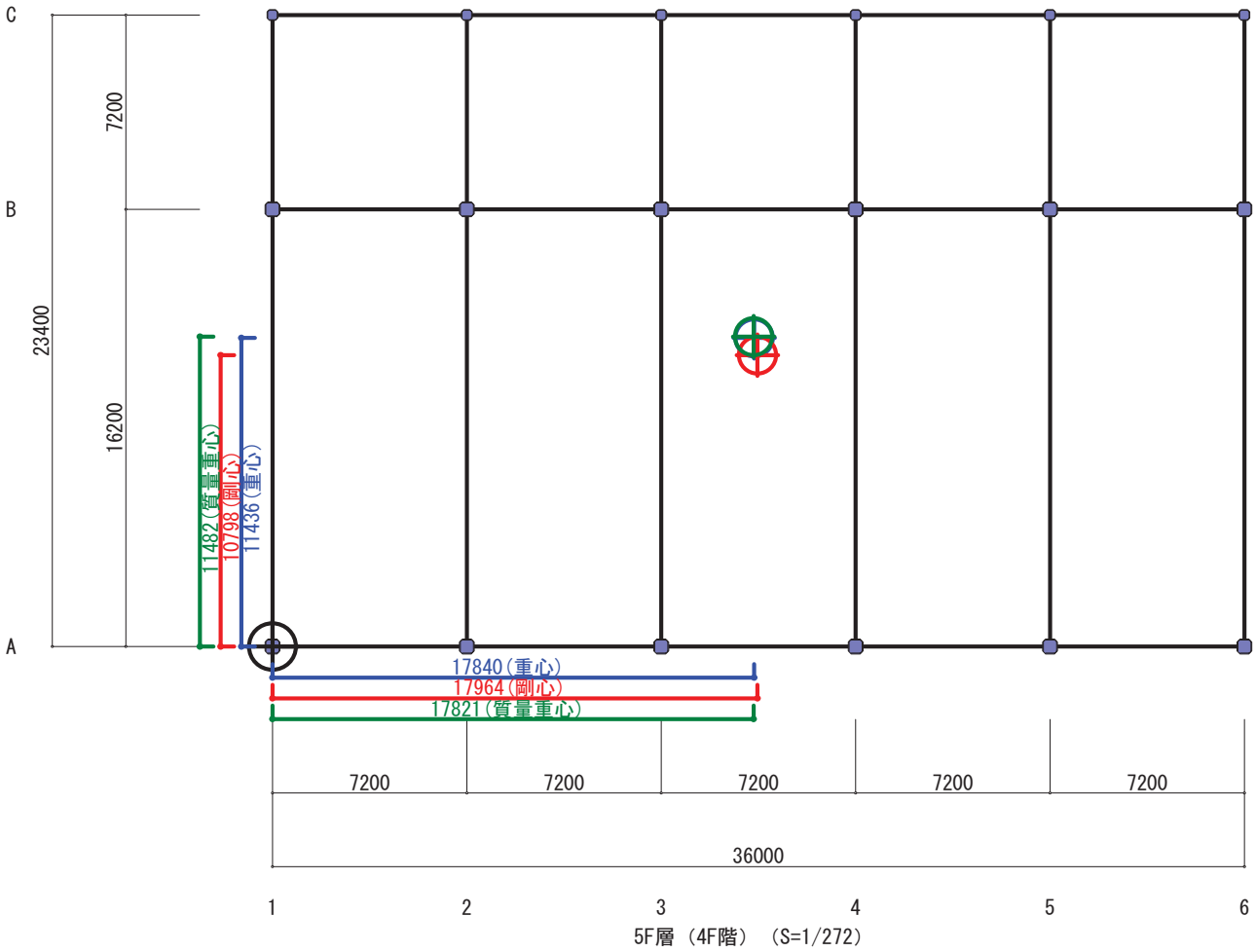
C
B
A
7200
16200
23400
11482(質量重心)
10798(剛心)
11436(重心)
17840(重心)
17964(剛心)
17821(質量重心)
7200
7200
7200
7200
7200
36000
1
2
3
4
5
6
5F層 (4F階) (S=1/272)

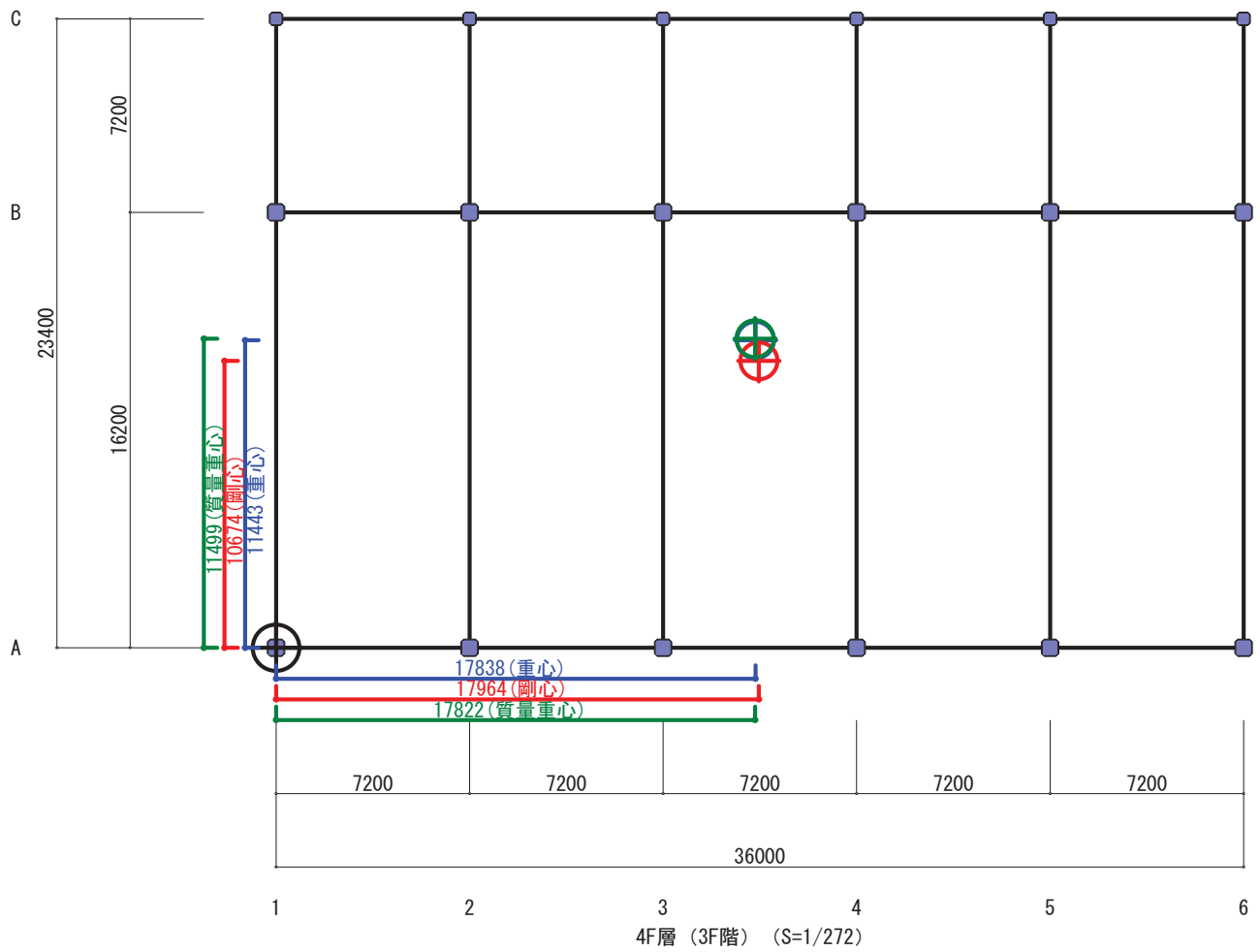

4F層（3F階）（S=1/272）

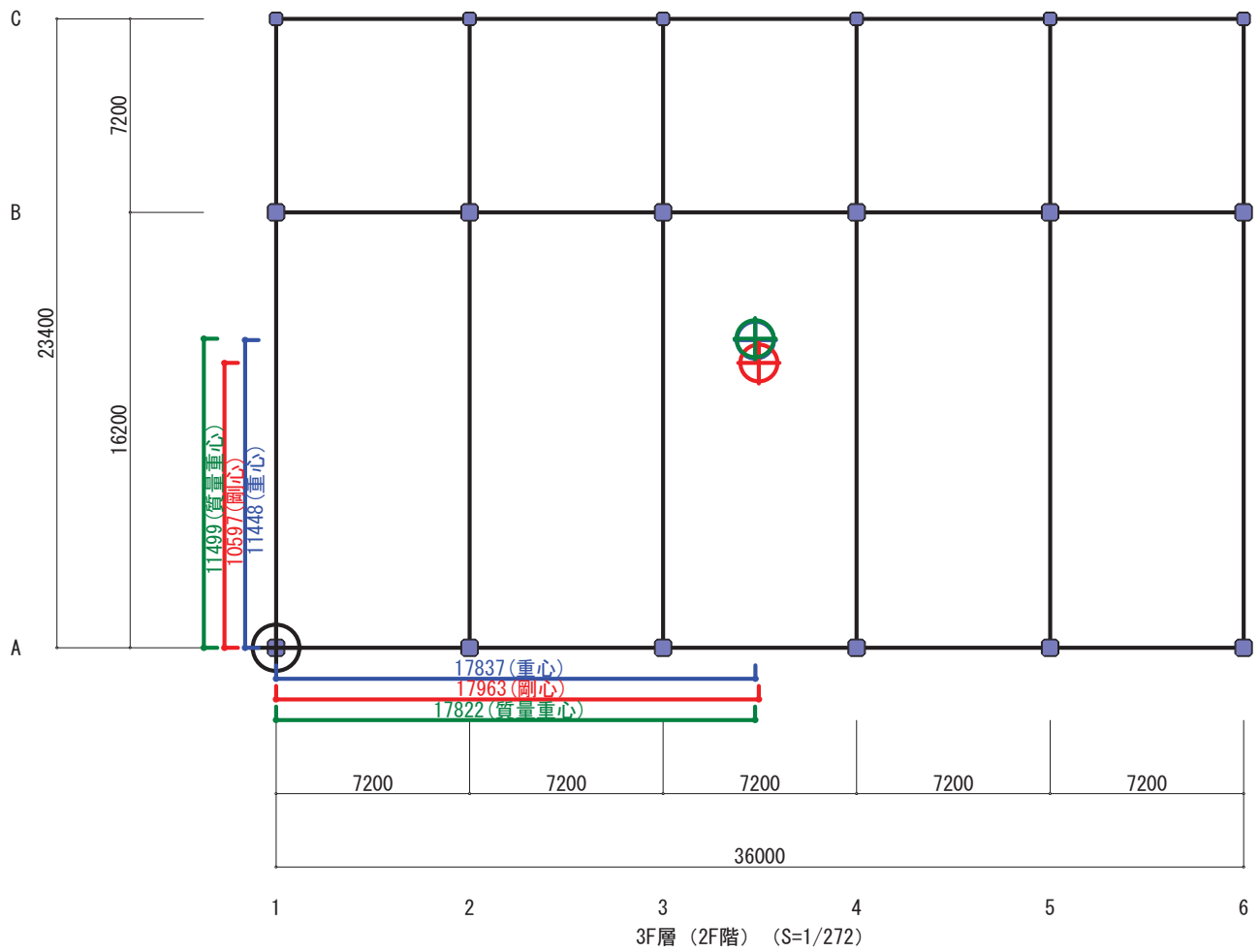
C
B
A
7200
23400
16200
11499(質量重心)
10597(剛心)
11448(重心)
17837(重心)
17963(剛心)
17822(質量重心)
7200
7200
7200
7200
7200
36000
1
2
3
4
5
6
3F層 (2F階) (S=1/272)

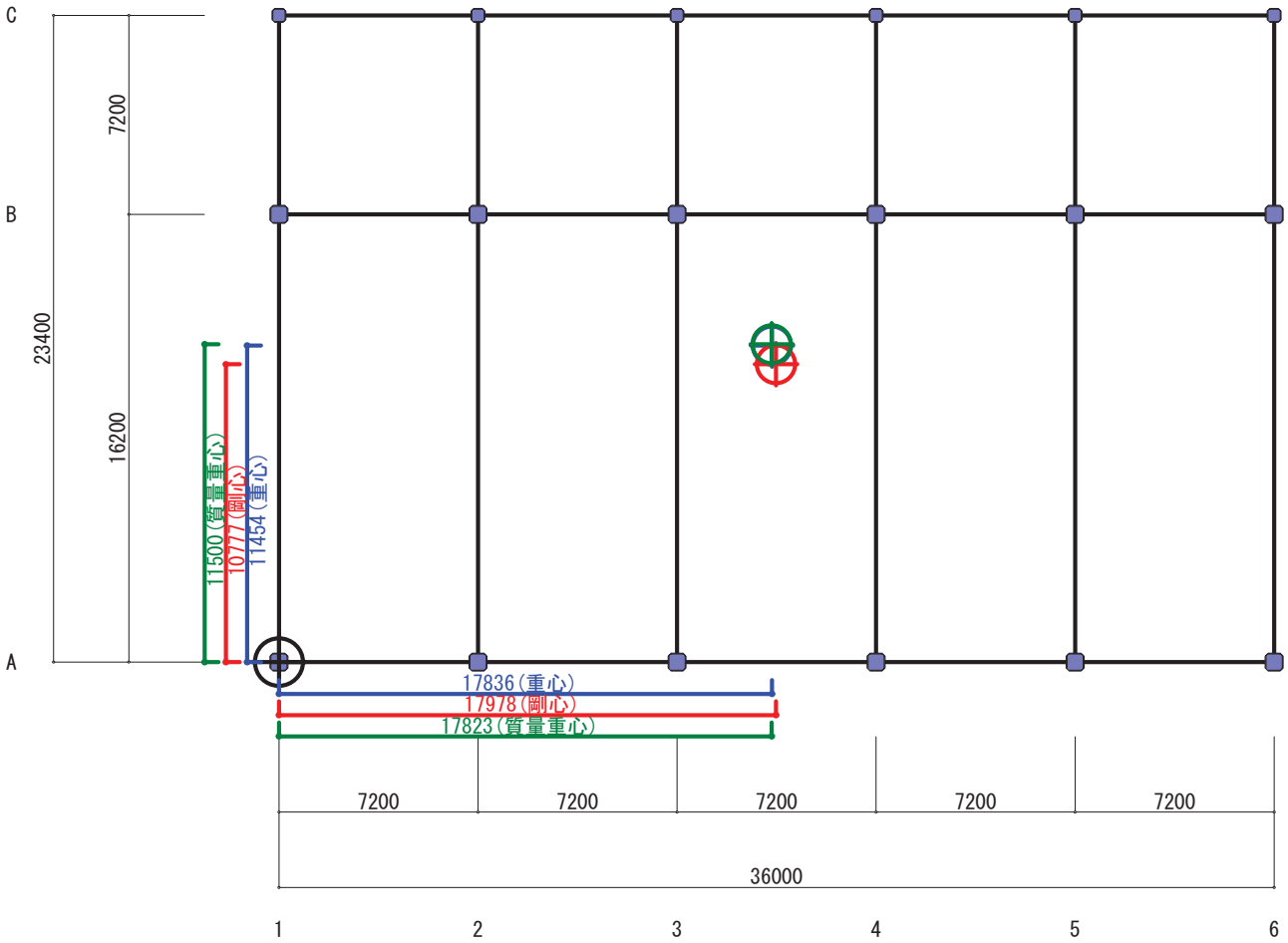

2F層（1F階）（S=1/272）

A-4. 断面計算結果

A-4.1　応力の割増

A-4.1.1　平１９国交告第５９４号第２の三のイにおける応力割増率

（１）壁せん断負担率

負担せん断力	部材が負担している加力方向のせん断力
せん断力負担率	部材がその階の地震力を負担している割合
割増	「行う」割増を行う階 (耐力壁のせん断力負担率により判断しています)

Ｘ方向正加力時

階名	負担せん断力(kN)			せん断力負担率			割増
	柱	耐力壁	ﾌﾞﾚｰｽ	柱	耐力壁	ﾌﾞﾚｰｽ	
13F	2456.21	0.00	0.00	100.00	0.00	0.00	
12F	3624.09	0.00	0.00	100.00	0.00	0.00	
11F	4618.48	0.00	0.00	100.00	0.00	0.00	
10F	5498.91	0.00	0.00	100.00	0.00	0.00	
9F	6276.89	0.00	0.00	100.00	0.00	0.00	
8F	6964.32	0.00	0.00	100.00	0.00	0.00	
7F	7570.38	0.00	0.00	100.00	0.00	0.00	
6F	8097.98	0.00	0.00	100.00	0.00	0.00	
5F	8549.72	0.00	0.00	100.00	0.00	0.00	
4F	8933.21	0.00	0.00	100.00	0.00	0.00	
3F	9245.34	0.00	0.00	100.00	0.00	0.00	
2F	9484.25	0.00	0.00	100.00	0.00	0.00	
1F	9651.65	0.00	0.00	100.00	0.00	0.00	

Ｘ方向負加力時

階名	負担せん断力(kN)			せん断力負担率			割増
	柱	耐力壁	ﾌﾞﾚｰｽ	柱	耐力壁	ﾌﾞﾚｰｽ	
13F	2456.21	0.00	0.00	100.00	0.00	0.00	
12F	3624.09	0.00	0.00	100.00	0.00	0.00	
11F	4618.48	0.00	0.00	100.00	0.00	0.00	
10F	5498.91	0.00	0.00	100.00	0.00	0.00	
9F	6276.89	0.00	0.00	100.00	0.00	0.00	
8F	6964.32	0.00	0.00	100.00	0.00	0.00	
7F	7570.38	0.00	0.00	100.00	0.00	0.00	
6F	8097.98	0.00	0.00	100.00	0.00	0.00	
5F	8549.72	0.00	0.00	100.00	0.00	0.00	
4F	8933.21	0.00	0.00	100.00	0.00	0.00	
3F	9245.34	0.00	0.00	100.00	0.00	0.00	
2F	9484.25	0.00	0.00	100.00	0.00	0.00	
1F	9651.65	0.00	0.00	100.00	0.00	0.00	

Ｙ方向正加力時

階名	負担せん断力(kN)			せん断力負担率			割増
	柱	耐力壁	ﾌﾞﾚｰｽ	柱	耐力壁	ﾌﾞﾚｰｽ	
13F	2456.21	0.00	0.00	100.00	0.00	0.00	
12F	3624.09	0.00	0.00	100.00	0.00	0.00	
11F	4618.48	0.00	0.00	100.00	0.00	0.00	
10F	5498.91	0.00	0.00	100.00	0.00	0.00	
9F	6276.89	0.00	0.00	100.00	0.00	0.00	
8F	6964.32	0.00	0.00	100.00	0.00	0.00	
7F	7570.38	0.00	0.00	100.00	0.00	0.00	
6F	8097.98	0.00	0.00	100.00	0.00	0.00	
5F	8549.72	0.00	0.00	100.00	0.00	0.00	
4F	8933.21	0.00	0.00	100.00	0.00	0.00	
3F	9245.34	0.00	0.00	100.00	0.00	0.00	
2F	9484.25	0.00	0.00	100.00	0.00	0.00	
1F	9651.65	0.00	0.00	100.00	0.00	0.00	

Ｙ方向負加力時

階名	負担せん断力(kN)			せん断力負担率			割増
	柱	耐力壁	ﾌﾞﾚｰｽ	柱	耐力壁	ﾌﾞﾚｰｽ	
13F	2456.21	0.00	0.00	100.00	0.00	0.00	
12F	3624.09	0.00	0.00	100.00	0.00	0.00	
11F	4618.48	0.00	0.00	100.00	0.00	0.00	
10F	5498.91	0.00	0.00	100.00	0.00	0.00	
9F	6276.89	0.00	0.00	100.00	0.00	0.00	
8F	6964.32	0.00	0.00	100.00	0.00	0.00	
7F	7570.38	0.00	0.00	100.00	0.00	0.00	
6F	8097.98	0.00	0.00	100.00	0.00	0.00	
5F	8549.72	0.00	0.00	100.00	0.00	0.00	
4F	8933.21	0.00	0.00	100.00	0.00	0.00	
3F	9245.34	0.00	0.00	100.00	0.00	0.00	
2F	9484.25	0.00	0.00	100.00	0.00	0.00	
1F	9651.65	0.00	0.00	100.00	0.00	0.00	

（２）柱せん断力の負担率による柱応力割増率

柱せん断力の負担率による割増の対象箇所がないため割増を行いません

A-4.1.2　地震時設計応力の割増率図

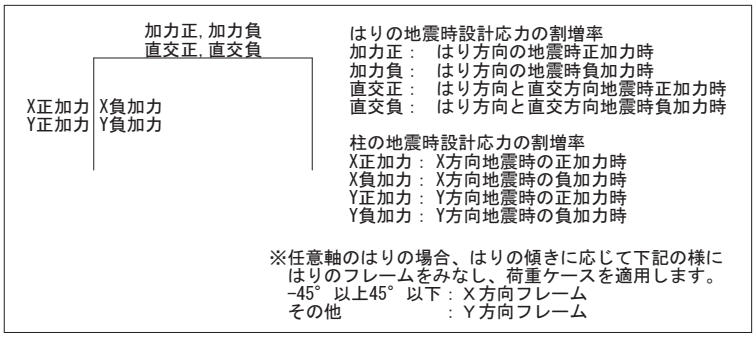


14F
13F
12F
11F
10F
9F
8F
7F
6F
5F
4F
3F
2F
1F
1.000, 1.000
1.000, 1.000
1.000 1.000
1.000 1.000
1
2
3
4
5
6

A フレーム (S=1/241)


14F
13F
12F
11F
10F
9F
8F
7F
6F
5F
4F
3F
2F
1F
1.000, 1.000
1.000, 1.000
1.000 1.000
1.000 1.000
1
2
3
4
5
6

B フレーム (S=1/241)


14F
13F
12F
11F
10F
9F
8F
7F
6F
5F
4F
3F
2F
1F
1.000, 1.000
1.000, 1.000
1.000 1.000
1.000 1.000
1
2
3
4
5
6

C フレーム (S=1/241)


14F
13F
12F
11F
10F
9F
8F
7F
6F
5F
4F
3F
2F
1F
1.000, 1.000
1.000, 1.000
A
B
C

1 フレーム (S=1/241)


14F
13F
12F
11F
10F
9F
8F
7F
6F
5F
4F
3F
2F
1F
1.000, 1.000
1.000, 1.000
A
B
C

2 フレーム (S=1/241)


14F
13F
12F
11F
10F
9F
8F
7F
6F
5F
4F
3F
2F
1F
1.000,1.000
1.000,1.000
A
B
C

3 フレーム (S=1/241)


14F
13F
12F
11F
10F
9F
8F
7F
6F
5F
4F
3F
2F
1F
1.000,1.000
1.000,1.000
1.000 1.000
1.000 1.000
A
B
C

4 フレーム (S=1/241)


14F
13F
12F
11F
10F
9F
8F
7F
6F
5F
4F
3F
2F
1F
1.000,1.000
1.000,1.000
1.000 1.000
1.000 1.000
A
B
C

5 フレーム (S=1/241)


14F
13F
12F
11F
10F
9F
8F
7F
6F
5F
4F
3F
2F
1F
1.000,1.000
1.000,1.000
1.000 1.000
1.000 1.000
A
B
C

6 フレーム (S=1/241)

A-4.1.3　地震時設計応力の割増率表

（１）はり地震時設計応力の割増率

加力正	はり方向の地震時正加力時
加力負	はり方向の地震時負加力時
直交正	はり方向と直交方向地震時正加力時
直交負	はり方向と直交方向地震時負加力時

層名	ﾌﾚｰﾑ名	軸名	加力正	加力負	直交正	直交負
1F	A	1	1.000	1.000	1.000	1.000
		2	1.000	1.000	1.000	1.000
		3	1.000	1.000	1.000	1.000
		4	1.000	1.000	1.000	1.000
		5	1.000	1.000	1.000	1.000
	B	1	1.000	1.000	1.000	1.000
		2	1.000	1.000	1.000	1.000
		3	1.000	1.000	1.000	1.000
		4	1.000	1.000	1.000	1.000
		5	1.000	1.000	1.000	1.000
	C	1	1.000	1.000	1.000	1.000
		2	1.000	1.000	1.000	1.000
		3	1.000	1.000	1.000	1.000
		4	1.000	1.000	1.000	1.000
		5	1.000	1.000	1.000	1.000
2F	A	1	1.000	1.000	1.000	1.000
		2	1.000	1.000	1.000	1.000
		3	1.000	1.000	1.000	1.000
		4	1.000	1.000	1.000	1.000
		5	1.000	1.000	1.000	1.000
	B	1	1.000	1.000	1.000	1.000
		2	1.000	1.000	1.000	1.000
		3	1.000	1.000	1.000	1.000
		4	1.000	1.000	1.000	1.000
		5	1.000	1.000	1.000	1.000
	C	1	1.000	1.000	1.000	1.000
		2	1.000	1.000	1.000	1.000
		3	1.000	1.000	1.000	1.000
		4	1.000	1.000	1.000	1.000
		5	1.000	1.000	1.000	1.000
3F	A	1	1.000	1.000	1.000	1.000
		2	1.000	1.000	1.000	1.000
		3	1.000	1.000	1.000	1.000
		4	1.000	1.000	1.000	1.000
		5	1.000	1.000	1.000	1.000
	B	1	1.000	1.000	1.000	1.000
		2	1.000	1.000	1.000	1.000
		3	1.000	1.000	1.000	1.000
		4	1.000	1.000	1.000	1.000
		5	1.000	1.000	1.000	1.000
	C	1	1.000	1.000	1.000	1.000
		2	1.000	1.000	1.000	1.000
		3	1.000	1.000	1.000	1.000
		4	1.000	1.000	1.000	1.000
		5	1.000	1.000	1.000	1.000
4F	A	1	1.000	1.000	1.000	1.000
		2	1.000	1.000	1.000	1.000
		3	1.000	1.000	1.000	1.000
		4	1.000	1.000	1.000	1.000
		5	1.000	1.000	1.000	1.000
	B	1	1.000	1.000	1.000	1.000
		2	1.000	1.000	1.000	1.000
		3	1.000	1.000	1.000	1.000
		4	1.000	1.000	1.000	1.000
		5	1.000	1.000	1.000	1.000
	C	1	1.000	1.000	1.000	1.000

層名	ﾌﾚｰﾑ名	軸名	加力正	加力負	直交正	直交負
4F	C	2	1.000	1.000	1.000	1.000
		3	1.000	1.000	1.000	1.000
		4	1.000	1.000	1.000	1.000
		5	1.000	1.000	1.000	1.000
5F	A	1	1.000	1.000	1.000	1.000
		2	1.000	1.000	1.000	1.000
		3	1.000	1.000	1.000	1.000
		4	1.000	1.000	1.000	1.000
		5	1.000	1.000	1.000	1.000
	B	1	1.000	1.000	1.000	1.000
		2	1.000	1.000	1.000	1.000
		3	1.000	1.000	1.000	1.000
		4	1.000	1.000	1.000	1.000
		5	1.000	1.000	1.000	1.000
	C	1	1.000	1.000	1.000	1.000
		2	1.000	1.000	1.000	1.000
		3	1.000	1.000	1.000	1.000
		4	1.000	1.000	1.000	1.000
		5	1.000	1.000	1.000	1.000
6F	A	1	1.000	1.000	1.000	1.000
		2	1.000	1.000	1.000	1.000
		3	1.000	1.000	1.000	1.000
		4	1.000	1.000	1.000	1.000
		5	1.000	1.000	1.000	1.000
	B	1	1.000	1.000	1.000	1.000
		2	1.000	1.000	1.000	1.000
		3	1.000	1.000	1.000	1.000
		4	1.000	1.000	1.000	1.000
		5	1.000	1.000	1.000	1.000
	C	1	1.000	1.000	1.000	1.000
		2	1.000	1.000	1.000	1.000
		3	1.000	1.000	1.000	1.000
		4	1.000	1.000	1.000	1.000
		5	1.000	1.000	1.000	1.000
7F	A	1	1.000	1.000	1.000	1.000
		2	1.000	1.000	1.000	1.000
		3	1.000	1.000	1.000	1.000
		4	1.000	1.000	1.000	1.000
		5	1.000	1.000	1.000	1.000
	B	1	1.000	1.000	1.000	1.000
		2	1.000	1.000	1.000	1.000
		3	1.000	1.000	1.000	1.000
		4	1.000	1.000	1.000	1.000
		5	1.000	1.000	1.000	1.000
	C	1	1.000	1.000	1.000	1.000
		2	1.000	1.000	1.000	1.000
		3	1.000	1.000	1.000	1.000
		4	1.000	1.000	1.000	1.000
		5	1.000	1.000	1.000	1.000
8F	A	1	1.000	1.000	1.000	1.000
		2	1.000	1.000	1.000	1.000
		3	1.000	1.000	1.000	1.000
		4	1.000	1.000	1.000	1.000
		5	1.000	1.000	1.000	1.000
	B	1	1.000	1.000	1.000	1.000
		2	1.000	1.000	1.000	1.000
		3	1.000	1.000	1.000	1.000
		4	1.000	1.000	1.000	1.000
		5	1.000	1.000	1.000	1.000
	C	1	1.000	1.000	1.000	1.000
		2	1.000	1.000	1.000	1.000
		3	1.000	1.000	1.000	1.000
		4	1.000	1.000	1.000	1.000
		5	1.000	1.000	1.000	1.000
9F	A	1	1.000	1.000	1.000	1.000
		2	1.000	1.000	1.000	1.000

層名	ﾌﾚｰﾑ名	軸名	加力正	加力負	直交正	直交負
9F	A	3	1.000	1.000	1.000	1.000
		4	1.000	1.000	1.000	1.000
		5	1.000	1.000	1.000	1.000
	B	1	1.000	1.000	1.000	1.000
		2	1.000	1.000	1.000	1.000
		3	1.000	1.000	1.000	1.000
		4	1.000	1.000	1.000	1.000
		5	1.000	1.000	1.000	1.000
	C	1	1.000	1.000	1.000	1.000
		2	1.000	1.000	1.000	1.000
		3	1.000	1.000	1.000	1.000
		4	1.000	1.000	1.000	1.000
		5	1.000	1.000	1.000	1.000
10F	A	1	1.000	1.000	1.000	1.000
		2	1.000	1.000	1.000	1.000
		3	1.000	1.000	1.000	1.000
		4	1.000	1.000	1.000	1.000
		5	1.000	1.000	1.000	1.000
	B	1	1.000	1.000	1.000	1.000
		2	1.000	1.000	1.000	1.000
		3	1.000	1.000	1.000	1.000
		4	1.000	1.000	1.000	1.000
		5	1.000	1.000	1.000	1.000
	C	1	1.000	1.000	1.000	1.000
		2	1.000	1.000	1.000	1.000
		3	1.000	1.000	1.000	1.000
		4	1.000	1.000	1.000	1.000
		5	1.000	1.000	1.000	1.000
11F	A	1	1.000	1.000	1.000	1.000
		2	1.000	1.000	1.000	1.000
		3	1.000	1.000	1.000	1.000
		4	1.000	1.000	1.000	1.000
		5	1.000	1.000	1.000	1.000
	B	1	1.000	1.000	1.000	1.000
		2	1.000	1.000	1.000	1.000
		3	1.000	1.000	1.000	1.000
		4	1.000	1.000	1.000	1.000
		5	1.000	1.000	1.000	1.000
	C	1	1.000	1.000	1.000	1.000
		2	1.000	1.000	1.000	1.000
		3	1.000	1.000	1.000	1.000
		4	1.000	1.000	1.000	1.000
		5	1.000	1.000	1.000	1.000
12F	A	1	1.000	1.000	1.000	1.000
		2	1.000	1.000	1.000	1.000
		3	1.000	1.000	1.000	1.000
		4	1.000	1.000	1.000	1.000
		5	1.000	1.000	1.000	1.000
	B	1	1.000	1.000	1.000	1.000
		2	1.000	1.000	1.000	1.000
		3	1.000	1.000	1.000	1.000
		4	1.000	1.000	1.000	1.000
		5	1.000	1.000	1.000	1.000
	C	1	1.000	1.000	1.000	1.000
		2	1.000	1.000	1.000	1.000
		3	1.000	1.000	1.000	1.000
		4	1.000	1.000	1.000	1.000
		5	1.000	1.000	1.000	1.000
13F	A	1	1.000	1.000	1.000	1.000
		2	1.000	1.000	1.000	1.000
		3	1.000	1.000	1.000	1.000
		4	1.000	1.000	1.000	1.000
		5	1.000	1.000	1.000	1.000
	B	1	1.000	1.000	1.000	1.000
		2	1.000	1.000	1.000	1.000
		3	1.000	1.000	1.000	1.000

層名	ﾌﾚｰﾑ名	軸名	加力正	加力負	直交正	直交負
13F	B	4	1.000	1.000	1.000	1.000
		5	1.000	1.000	1.000	1.000
	C	1	1.000	1.000	1.000	1.000
		2	1.000	1.000	1.000	1.000
		3	1.000	1.000	1.000	1.000
		4	1.000	1.000	1.000	1.000
		5	1.000	1.000	1.000	1.000
14F	A	1	1.000	1.000	1.000	1.000
		2	1.000	1.000	1.000	1.000
		3	1.000	1.000	1.000	1.000
		4	1.000	1.000	1.000	1.000
		5	1.000	1.000	1.000	1.000
	B	1	1.000	1.000	1.000	1.000
		2	1.000	1.000	1.000	1.000
		3	1.000	1.000	1.000	1.000
		4	1.000	1.000	1.000	1.000
		5	1.000	1.000	1.000	1.000
	C	1	1.000	1.000	1.000	1.000
		2	1.000	1.000	1.000	1.000
		3	1.000	1.000	1.000	1.000
		4	1.000	1.000	1.000	1.000
		5	1.000	1.000	1.000	1.000
1F	1	A	1.000	1.000	1.000	1.000
		B	1.000	1.000	1.000	1.000
	2	A	1.000	1.000	1.000	1.000
		B	1.000	1.000	1.000	1.000
	3	A	1.000	1.000	1.000	1.000
		B	1.000	1.000	1.000	1.000
	4	A	1.000	1.000	1.000	1.000
		B	1.000	1.000	1.000	1.000
	5	A	1.000	1.000	1.000	1.000
		B	1.000	1.000	1.000	1.000
	6	A	1.000	1.000	1.000	1.000
		B	1.000	1.000	1.000	1.000
2F	1	A	1.000	1.000	1.000	1.000
		B	1.000	1.000	1.000	1.000
	2	A	1.000	1.000	1.000	1.000
		B	1.000	1.000	1.000	1.000
	3	A	1.000	1.000	1.000	1.000
		B	1.000	1.000	1.000	1.000
	4	A	1.000	1.000	1.000	1.000
		B	1.000	1.000	1.000	1.000
	5	A	1.000	1.000	1.000	1.000
		B	1.000	1.000	1.000	1.000
	6	A	1.000	1.000	1.000	1.000
		B	1.000	1.000	1.000	1.000
3F	1	A	1.000	1.000	1.000	1.000
		B	1.000	1.000	1.000	1.000
	2	A	1.000	1.000	1.000	1.000
		B	1.000	1.000	1.000	1.000
	3	A	1.000	1.000	1.000	1.000
		B	1.000	1.000	1.000	1.000
	4	A	1.000	1.000	1.000	1.000
		B	1.000	1.000	1.000	1.000
	5	A	1.000	1.000	1.000	1.000
		B	1.000	1.000	1.000	1.000
	6	A	1.000	1.000	1.000	1.000
		B	1.000	1.000	1.000	1.000
4F	1	A	1.000	1.000	1.000	1.000
		B	1.000	1.000	1.000	1.000
	2	A	1.000	1.000	1.000	1.000
		B	1.000	1.000	1.000	1.000
	3	A	1.000	1.000	1.000	1.000
		B	1.000	1.000	1.000	1.000
	4	A	1.000	1.000	1.000	1.000
		B	1.000	1.000	1.000	1.000

層名	ﾌﾚｰﾑ名	軸名	加力正	加力負	直交正	直交負
4F	5	A	1.000	1.000	1.000	1.000
		B	1.000	1.000	1.000	1.000
	6	A	1.000	1.000	1.000	1.000
		B	1.000	1.000	1.000	1.000
5F	1	A	1.000	1.000	1.000	1.000
		B	1.000	1.000	1.000	1.000
	2	A	1.000	1.000	1.000	1.000
		B	1.000	1.000	1.000	1.000
	3	A	1.000	1.000	1.000	1.000
		B	1.000	1.000	1.000	1.000
	4	A	1.000	1.000	1.000	1.000
		B	1.000	1.000	1.000	1.000
	5	A	1.000	1.000	1.000	1.000
		B	1.000	1.000	1.000	1.000
	6	A	1.000	1.000	1.000	1.000
		B	1.000	1.000	1.000	1.000
6F	1	A	1.000	1.000	1.000	1.000
		B	1.000	1.000	1.000	1.000
	2	A	1.000	1.000	1.000	1.000
		B	1.000	1.000	1.000	1.000
	3	A	1.000	1.000	1.000	1.000
		B	1.000	1.000	1.000	1.000
	4	A	1.000	1.000	1.000	1.000
		B	1.000	1.000	1.000	1.000
	5	A	1.000	1.000	1.000	1.000
		B	1.000	1.000	1.000	1.000
	6	A	1.000	1.000	1.000	1.000
		B	1.000	1.000	1.000	1.000
7F	1	A	1.000	1.000	1.000	1.000
		B	1.000	1.000	1.000	1.000
	2	A	1.000	1.000	1.000	1.000
		B	1.000	1.000	1.000	1.000
	3	A	1.000	1.000	1.000	1.000
		B	1.000	1.000	1.000	1.000
	4	A	1.000	1.000	1.000	1.000
		B	1.000	1.000	1.000	1.000
	5	A	1.000	1.000	1.000	1.000
		B	1.000	1.000	1.000	1.000
	6	A	1.000	1.000	1.000	1.000
		B	1.000	1.000	1.000	1.000
8F	1	A	1.000	1.000	1.000	1.000
		B	1.000	1.000	1.000	1.000
	2	A	1.000	1.000	1.000	1.000
		B	1.000	1.000	1.000	1.000
	3	A	1.000	1.000	1.000	1.000
		B	1.000	1.000	1.000	1.000
	4	A	1.000	1.000	1.000	1.000
		B	1.000	1.000	1.000	1.000
	5	A	1.000	1.000	1.000	1.000
		B	1.000	1.000	1.000	1.000
	6	A	1.000	1.000	1.000	1.000
		B	1.000	1.000	1.000	1.000
9F	1	A	1.000	1.000	1.000	1.000
		B	1.000	1.000	1.000	1.000
	2	A	1.000	1.000	1.000	1.000
		B	1.000	1.000	1.000	1.000
	3	A	1.000	1.000	1.000	1.000
		B	1.000	1.000	1.000	1.000
	4	A	1.000	1.000	1.000	1.000
		B	1.000	1.000	1.000	1.000
	5	A	1.000	1.000	1.000	1.000
		B	1.000	1.000	1.000	1.000
	6	A	1.000	1.000	1.000	1.000
		B	1.000	1.000	1.000	1.000
10F	1	A	1.000	1.000	1.000	1.000
		B	1.000	1.000	1.000	1.000

層名	ﾌﾚｰﾑ名	軸名	加力正	加力負	直交正	直交負
10F	2	A	1.000	1.000	1.000	1.000
		B	1.000	1.000	1.000	1.000
	3	A	1.000	1.000	1.000	1.000
		B	1.000	1.000	1.000	1.000
	4	A	1.000	1.000	1.000	1.000
		B	1.000	1.000	1.000	1.000
	5	A	1.000	1.000	1.000	1.000
		B	1.000	1.000	1.000	1.000
	6	A	1.000	1.000	1.000	1.000
		B	1.000	1.000	1.000	1.000
11F	1	A	1.000	1.000	1.000	1.000
		B	1.000	1.000	1.000	1.000
	2	A	1.000	1.000	1.000	1.000
		B	1.000	1.000	1.000	1.000
	3	A	1.000	1.000	1.000	1.000
		B	1.000	1.000	1.000	1.000
	4	A	1.000	1.000	1.000	1.000
		B	1.000	1.000	1.000	1.000
	5	A	1.000	1.000	1.000	1.000
		B	1.000	1.000	1.000	1.000
	6	A	1.000	1.000	1.000	1.000
		B	1.000	1.000	1.000	1.000
12F	1	A	1.000	1.000	1.000	1.000
		B	1.000	1.000	1.000	1.000
	2	A	1.000	1.000	1.000	1.000
		B	1.000	1.000	1.000	1.000
	3	A	1.000	1.000	1.000	1.000
		B	1.000	1.000	1.000	1.000
	4	A	1.000	1.000	1.000	1.000
		B	1.000	1.000	1.000	1.000
	5	A	1.000	1.000	1.000	1.000
		B	1.000	1.000	1.000	1.000
	6	A	1.000	1.000	1.000	1.000
		B	1.000	1.000	1.000	1.000
13F	1	A	1.000	1.000	1.000	1.000
		B	1.000	1.000	1.000	1.000
	2	A	1.000	1.000	1.000	1.000
		B	1.000	1.000	1.000	1.000
	3	A	1.000	1.000	1.000	1.000
		B	1.000	1.000	1.000	1.000
	4	A	1.000	1.000	1.000	1.000
		B	1.000	1.000	1.000	1.000
	5	A	1.000	1.000	1.000	1.000
		B	1.000	1.000	1.000	1.000
	6	A	1.000	1.000	1.000	1.000
		B	1.000	1.000	1.000	1.000
14F	1	A	1.000	1.000	1.000	1.000
		B	1.000	1.000	1.000	1.000
	2	A	1.000	1.000	1.000	1.000
		B	1.000	1.000	1.000	1.000
	3	A	1.000	1.000	1.000	1.000
		B	1.000	1.000	1.000	1.000
	4	A	1.000	1.000	1.000	1.000
		B	1.000	1.000	1.000	1.000
	5	A	1.000	1.000	1.000	1.000
		B	1.000	1.000	1.000	1.000
	6	A	1.000	1.000	1.000	1.000
		B	1.000	1.000	1.000	1.000

（２）柱地震時設計応力の割増率

X正加力	X方向地震時の正加力時
X負加力	X方向地震時の負加力時
Y正加力	Y方向地震時の正加力時
Y負加力	Y方向地震時の負加力時

階名	フレーム名	軸名	X正加力	X負加力	Y正加力	Y負加力
1F	A	1	1.000	1.000	1.000	1.000
		2	1.000	1.000	1.000	1.000
		3	1.000	1.000	1.000	1.000
		4	1.000	1.000	1.000	1.000
		5	1.000	1.000	1.000	1.000
		6	1.000	1.000	1.000	1.000
	B	1	1.000	1.000	1.000	1.000
		2	1.000	1.000	1.000	1.000
		3	1.000	1.000	1.000	1.000
		4	1.000	1.000	1.000	1.000
		5	1.000	1.000	1.000	1.000
		6	1.000	1.000	1.000	1.000
	C	1	1.000	1.000	1.000	1.000
		2	1.000	1.000	1.000	1.000
		3	1.000	1.000	1.000	1.000
		4	1.000	1.000	1.000	1.000
		5	1.000	1.000	1.000	1.000
		6	1.000	1.000	1.000	1.000
2F	A	1	1.000	1.000	1.000	1.000
		2	1.000	1.000	1.000	1.000
		3	1.000	1.000	1.000	1.000
		4	1.000	1.000	1.000	1.000
		5	1.000	1.000	1.000	1.000
		6	1.000	1.000	1.000	1.000
	B	1	1.000	1.000	1.000	1.000
		2	1.000	1.000	1.000	1.000
		3	1.000	1.000	1.000	1.000
		4	1.000	1.000	1.000	1.000
		5	1.000	1.000	1.000	1.000
		6	1.000	1.000	1.000	1.000
	C	1	1.000	1.000	1.000	1.000
		2	1.000	1.000	1.000	1.000
		3	1.000	1.000	1.000	1.000
		4	1.000	1.000	1.000	1.000
		5	1.000	1.000	1.000	1.000
		6	1.000	1.000	1.000	1.000
3F	A	1	1.000	1.000	1.000	1.000
		2	1.000	1.000	1.000	1.000
		3	1.000	1.000	1.000	1.000
		4	1.000	1.000	1.000	1.000
		5	1.000	1.000	1.000	1.000
		6	1.000	1.000	1.000	1.000
	B	1	1.000	1.000	1.000	1.000
		2	1.000	1.000	1.000	1.000
		3	1.000	1.000	1.000	1.000
		4	1.000	1.000	1.000	1.000
		5	1.000	1.000	1.000	1.000
		6	1.000	1.000	1.000	1.000
	C	1	1.000	1.000	1.000	1.000
		2	1.000	1.000	1.000	1.000
		3	1.000	1.000	1.000	1.000
		4	1.000	1.000	1.000	1.000
		5	1.000	1.000	1.000	1.000
		6	1.000	1.000	1.000	1.000
4F	A	1	1.000	1.000	1.000	1.000
		2	1.000	1.000	1.000	1.000
		3	1.000	1.000	1.000	1.000
		4	1.000	1.000	1.000	1.000
		5	1.000	1.000	1.000	1.000
		6	1.000	1.000	1.000	1.000
	B	1	1.000	1.000	1.000	1.000
		2	1.000	1.000	1.000	1.000
		3	1.000	1.000	1.000	1.000
		4	1.000	1.000	1.000	1.000
		5	1.000	1.000	1.000	1.000
		6	1.000	1.000	1.000	1.000

階名	ﾌﾚｰﾑ名	軸名	X正加力	X負加力	Y正加力	Y負加力
4F	C	1	1.000	1.000	1.000	1.000
		2	1.000	1.000	1.000	1.000
		3	1.000	1.000	1.000	1.000
		4	1.000	1.000	1.000	1.000
		5	1.000	1.000	1.000	1.000
		6	1.000	1.000	1.000	1.000
5F	A	1	1.000	1.000	1.000	1.000
		2	1.000	1.000	1.000	1.000
		3	1.000	1.000	1.000	1.000
		4	1.000	1.000	1.000	1.000
		5	1.000	1.000	1.000	1.000
		6	1.000	1.000	1.000	1.000
	B	1	1.000	1.000	1.000	1.000
		2	1.000	1.000	1.000	1.000
		3	1.000	1.000	1.000	1.000
		4	1.000	1.000	1.000	1.000
		5	1.000	1.000	1.000	1.000
		6	1.000	1.000	1.000	1.000
	C	1	1.000	1.000	1.000	1.000
		2	1.000	1.000	1.000	1.000
		3	1.000	1.000	1.000	1.000
		4	1.000	1.000	1.000	1.000
		5	1.000	1.000	1.000	1.000
		6	1.000	1.000	1.000	1.000
6F	A	1	1.000	1.000	1.000	1.000
		2	1.000	1.000	1.000	1.000
		3	1.000	1.000	1.000	1.000
		4	1.000	1.000	1.000	1.000
		5	1.000	1.000	1.000	1.000
		6	1.000	1.000	1.000	1.000
	B	1	1.000	1.000	1.000	1.000
		2	1.000	1.000	1.000	1.000
		3	1.000	1.000	1.000	1.000
		4	1.000	1.000	1.000	1.000
		5	1.000	1.000	1.000	1.000
		6	1.000	1.000	1.000	1.000
	C	1	1.000	1.000	1.000	1.000
		2	1.000	1.000	1.000	1.000
		3	1.000	1.000	1.000	1.000
		4	1.000	1.000	1.000	1.000
		5	1.000	1.000	1.000	1.000
		6	1.000	1.000	1.000	1.000
7F	A	1	1.000	1.000	1.000	1.000
		2	1.000	1.000	1.000	1.000
		3	1.000	1.000	1.000	1.000
		4	1.000	1.000	1.000	1.000
		5	1.000	1.000	1.000	1.000
		6	1.000	1.000	1.000	1.000
	B	1	1.000	1.000	1.000	1.000
		2	1.000	1.000	1.000	1.000
		3	1.000	1.000	1.000	1.000
		4	1.000	1.000	1.000	1.000
		5	1.000	1.000	1.000	1.000
		6	1.000	1.000	1.000	1.000
	C	1	1.000	1.000	1.000	1.000
		2	1.000	1.000	1.000	1.000
		3	1.000	1.000	1.000	1.000
		4	1.000	1.000	1.000	1.000
		5	1.000	1.000	1.000	1.000
		6	1.000	1.000	1.000	1.000
8F	A	1	1.000	1.000	1.000	1.000
		2	1.000	1.000	1.000	1.000
		3	1.000	1.000	1.000	1.000
		4	1.000	1.000	1.000	1.000
		5	1.000	1.000	1.000	1.000
		6	1.000	1.000	1.000	1.000

階名	フレーム名	軸名	X正加力	X負加力	Y正加力	Y負加力
8F	B	1	1.000	1.000	1.000	1.000
		2	1.000	1.000	1.000	1.000
		3	1.000	1.000	1.000	1.000
		4	1.000	1.000	1.000	1.000
		5	1.000	1.000	1.000	1.000
		6	1.000	1.000	1.000	1.000
	C	1	1.000	1.000	1.000	1.000
		2	1.000	1.000	1.000	1.000
		3	1.000	1.000	1.000	1.000
		4	1.000	1.000	1.000	1.000
		5	1.000	1.000	1.000	1.000
		6	1.000	1.000	1.000	1.000
9F	A	1	1.000	1.000	1.000	1.000
		2	1.000	1.000	1.000	1.000
		3	1.000	1.000	1.000	1.000
		4	1.000	1.000	1.000	1.000
		5	1.000	1.000	1.000	1.000
		6	1.000	1.000	1.000	1.000
	B	1	1.000	1.000	1.000	1.000
		2	1.000	1.000	1.000	1.000
		3	1.000	1.000	1.000	1.000
		4	1.000	1.000	1.000	1.000
		5	1.000	1.000	1.000	1.000
		6	1.000	1.000	1.000	1.000
	C	1	1.000	1.000	1.000	1.000
		2	1.000	1.000	1.000	1.000
		3	1.000	1.000	1.000	1.000
		4	1.000	1.000	1.000	1.000
		5	1.000	1.000	1.000	1.000
		6	1.000	1.000	1.000	1.000
10F	A	1	1.000	1.000	1.000	1.000
		2	1.000	1.000	1.000	1.000
		3	1.000	1.000	1.000	1.000
		4	1.000	1.000	1.000	1.000
		5	1.000	1.000	1.000	1.000
		6	1.000	1.000	1.000	1.000
	B	1	1.000	1.000	1.000	1.000
		2	1.000	1.000	1.000	1.000
		3	1.000	1.000	1.000	1.000
		4	1.000	1.000	1.000	1.000
		5	1.000	1.000	1.000	1.000
		6	1.000	1.000	1.000	1.000
	C	1	1.000	1.000	1.000	1.000
		2	1.000	1.000	1.000	1.000
		3	1.000	1.000	1.000	1.000
		4	1.000	1.000	1.000	1.000
		5	1.000	1.000	1.000	1.000
		6	1.000	1.000	1.000	1.000
11F	A	1	1.000	1.000	1.000	1.000
		2	1.000	1.000	1.000	1.000
		3	1.000	1.000	1.000	1.000
		4	1.000	1.000	1.000	1.000
		5	1.000	1.000	1.000	1.000
		6	1.000	1.000	1.000	1.000
	B	1	1.000	1.000	1.000	1.000
		2	1.000	1.000	1.000	1.000
		3	1.000	1.000	1.000	1.000
		4	1.000	1.000	1.000	1.000
		5	1.000	1.000	1.000	1.000
		6	1.000	1.000	1.000	1.000
	C	1	1.000	1.000	1.000	1.000
		2	1.000	1.000	1.000	1.000
		3	1.000	1.000	1.000	1.000
		4	1.000	1.000	1.000	1.000
		5	1.000	1.000	1.000	1.000
		6	1.000	1.000	1.000	1.000

階名	ﾌﾚｰﾑ名	軸名	X正加力	X負加力	Y正加力	Y負加力
12F	A	1	1.000	1.000	1.000	1.000
		2	1.000	1.000	1.000	1.000
		3	1.000	1.000	1.000	1.000
		4	1.000	1.000	1.000	1.000
		5	1.000	1.000	1.000	1.000
		6	1.000	1.000	1.000	1.000
	B	1	1.000	1.000	1.000	1.000
		2	1.000	1.000	1.000	1.000
		3	1.000	1.000	1.000	1.000
		4	1.000	1.000	1.000	1.000
		5	1.000	1.000	1.000	1.000
		6	1.000	1.000	1.000	1.000
	C	1	1.000	1.000	1.000	1.000
		2	1.000	1.000	1.000	1.000
		3	1.000	1.000	1.000	1.000
		4	1.000	1.000	1.000	1.000
		5	1.000	1.000	1.000	1.000
		6	1.000	1.000	1.000	1.000
13F	A	1	1.000	1.000	1.000	1.000
		2	1.000	1.000	1.000	1.000
		3	1.000	1.000	1.000	1.000
		4	1.000	1.000	1.000	1.000
		5	1.000	1.000	1.000	1.000
		6	1.000	1.000	1.000	1.000
	B	1	1.000	1.000	1.000	1.000
		2	1.000	1.000	1.000	1.000
		3	1.000	1.000	1.000	1.000
		4	1.000	1.000	1.000	1.000
		5	1.000	1.000	1.000	1.000
		6	1.000	1.000	1.000	1.000
	C	1	1.000	1.000	1.000	1.000
		2	1.000	1.000	1.000	1.000
		3	1.000	1.000	1.000	1.000
		4	1.000	1.000	1.000	1.000
		5	1.000	1.000	1.000	1.000
		6	1.000	1.000	1.000	1.000

A-4.1.4 平１９国交告第５９４号第２の三のロにおける柱軸力負担率の確認

ΣN ： 階の柱軸力･壁軸力の合計（固定荷重＋ラーメン用積載荷重）
NO ： 柱軸力（固定荷重＋ラーメン用積載荷重）
Nw ： 接続する壁(ブレース)の軸力×0.5（固定荷重＋ラーメン用積載荷重）
N ： 接続する壁(ブレース)の軸力を考慮した柱軸力（ NO + Nw ）
N/ΣN ： N/ΣN≧0.2の場合は、値の後ろに「*」を出力します
（※ 地下階、塔屋の確認は行いません）
（※ 柱の平面位置に関わらず、全ての柱に対して検討を行っています）
（※ N/ΣN≧0.2の柱が存在しても、自動での地震力の割増は行いません）

階名	ﾌﾚｰﾑ名	軸名	ΣN(kN)	NO(kN)	Nw(kN)	N(kN)	N/ΣN
1F	A	1	88661.9	4365.9	0.0	4365.9	0.0492
		2	88661.9	5782.7	0.0	5782.7	0.0652
		3	88661.9	6208.1	0.0	6208.1	0.0700
		4	88661.9	6209.7	0.0	6209.7	0.0700
		5	88661.9	5791.9	0.0	5791.9	0.0653
		6	88661.9	4359.1	0.0	4359.1	0.0492
	B	1	88661.9	5357.9	0.0	5357.9	0.0604
		2	88661.9	7356.9	0.0	7356.9	0.0830
		3	88661.9	8064.0	0.0	8064.0	0.0910
		4	88661.9	7858.1	0.0	7858.1	0.0886
		5	88661.9	7117.3	0.0	7117.3	0.0803
		6	88661.9	5294.8	0.0	5294.8	0.0597
	C	1	88661.9	1765.3	0.0	1765.3	0.0199
		2	88661.9	2894.7	0.0	2894.7	0.0326
		3	88661.9	3340.6	0.0	3340.6	0.0377
		4	88661.9	2865.8	0.0	2865.8	0.0323

階名	ﾌﾚｰﾑ名	軸名	ΣN(kN)	NO(kN)	Nw(kN)	N(kN)	N/ΣN
1F	C	5	88661.9	2330.4	0.0	2330.4	0.0263
		6	88661.9	1698.6	0.0	1698.6	0.0192
2F	A	1	81788.4	4068.0	0.0	4068.0	0.0497
		2	81788.4	5314.7	0.0	5314.7	0.0650
		3	81788.4	5734.4	0.0	5734.4	0.0701
		4	81788.4	5735.6	0.0	5735.6	0.0701
		5	81788.4	5323.2	0.0	5323.2	0.0651
		6	81788.4	4061.5	0.0	4061.5	0.0497
	B	1	81788.4	4977.4	0.0	4977.4	0.0609
		2	81788.4	6723.1	0.0	6723.1	0.0822
		3	81788.4	7402.6	0.0	7402.6	0.0905
		4	81788.4	7215.8	0.0	7215.8	0.0882
		5	81788.4	6503.2	0.0	6503.2	0.0795
		6	81788.4	4915.5	0.0	4915.5	0.0601
	C	1	81788.4	1647.1	0.0	1647.1	0.0201
		2	81788.4	2674.8	0.0	2674.8	0.0327
		3	81788.4	3081.5	0.0	3081.5	0.0377
		4	81788.4	2662.1	0.0	2662.1	0.0325
		5	81788.4	2166.6	0.0	2166.6	0.0265
		6	81788.4	1581.4	0.0	1581.4	0.0193
3F	A	1	74936.3	3758.7	0.0	3758.7	0.0502
		2	74936.3	4851.7	0.0	4851.7	0.0647
		3	74936.3	5257.9	0.0	5257.9	0.0702
		4	74936.3	5258.9	0.0	5258.9	0.0702
		5	74936.3	4859.4	0.0	4859.4	0.0648
		6	74936.3	3752.7	0.0	3752.7	0.0501
	B	1	74936.3	4588.8	0.0	4588.8	0.0612
		2	74936.3	6114.9	0.0	6114.9	0.0816
		3	74936.3	6759.5	0.0	6759.5	0.0902
		4	74936.3	6592.4	0.0	6592.4	0.0880
		5	74936.3	5916.2	0.0	5916.2	0.0789
		6	74936.3	4529.1	0.0	4529.1	0.0604
	C	1	74936.3	1525.8	0.0	1525.8	0.0204
		2	74936.3	2449.0	0.0	2449.0	0.0327
		3	74936.3	2818.0	0.0	2818.0	0.0376
		4	74936.3	2447.4	0.0	2447.4	0.0327
		5	74936.3	1993.1	0.0	1993.1	0.0266
		6	74936.3	1462.6	0.0	1462.6	0.0195
4F	A	1	68084.2	3436.0	0.0	3436.0	0.0505
		2	68084.2	4392.6	0.0	4392.6	0.0645
		3	68084.2	4777.4	0.0	4777.4	0.0702
		4	68084.2	4778.1	0.0	4778.1	0.0702
		5	68084.2	4399.3	0.0	4399.3	0.0646
		6	68084.2	3430.8	0.0	3430.8	0.0504
	B	1	68084.2	4193.5	0.0	4193.5	0.0616
		2	68084.2	5539.4	0.0	5539.4	0.0814
		3	68084.2	6141.7	0.0	6141.7	0.0902
		4	68084.2	5995.3	0.0	5995.3	0.0881
		5	68084.2	5363.3	0.0	5363.3	0.0788
		6	68084.2	4136.9	0.0	4136.9	0.0608
	C	1	68084.2	1396.5	0.0	1396.5	0.0205
		2	68084.2	2209.7	0.0	2209.7	0.0325
		3	68084.2	2541.0	0.0	2541.0	0.0373
		4	68084.2	2213.2	0.0	2213.2	0.0325
		5	68084.2	1802.2	0.0	1802.2	0.0265
		6	68084.2	1337.2	0.0	1337.2	0.0196
5F	A	1	61281.2	3109.7	0.0	3109.7	0.0507
		2	61281.2	3940.0	0.0	3940.0	0.0643
		3	61281.2	4298.9	0.0	4298.9	0.0702
		4	61281.2	4299.3	0.0	4299.3	0.0702
		5	61281.2	3945.4	0.0	3945.4	0.0644
		6	61281.2	3105.3	0.0	3105.3	0.0507
	B	1	61281.2	3795.6	0.0	3795.6	0.0619
		2	61281.2	4975.5	0.0	4975.5	0.0812
		3	61281.2	5531.3	0.0	5531.3	0.0903
		4	61281.2	5405.8	0.0	5405.8	0.0882

階名	フレーム名	軸名	ΣN(kN)	NO(kN)	Nw(kN)	N(kN)	N/ΣN
5F	B	5	61281.2	4823.0	0.0	4823.0	0.0787
		6	61281.2	3742.8	0.0	3742.8	0.0611
	C	1	61281.2	1266.9	0.0	1266.9	0.0207
		2	61281.2	1973.0	0.0	1973.0	0.0322
		3	61281.2	2266.1	0.0	2266.1	0.0370
		4	61281.2	1978.9	0.0	1978.9	0.0323
		5	61281.2	1611.8	0.0	1611.8	0.0263
		6	61281.2	1212.0	0.0	1212.0	0.0198
6F	A	1	54566.5	2784.0	0.0	2784.0	0.0510
		2	54566.5	3496.3	0.0	3496.3	0.0641
		3	54566.5	3827.5	0.0	3827.5	0.0701
		4	54566.5	3827.7	0.0	3827.7	0.0701
		5	54566.5	3500.9	0.0	3500.9	0.0642
		6	54566.5	2780.1	0.0	2780.1	0.0509
	B	1	54566.5	3395.7	0.0	3395.7	0.0622
		2	54566.5	4408.1	0.0	4408.1	0.0808
		3	54566.5	4914.4	0.0	4914.4	0.0901
		4	54566.5	4806.0	0.0	4806.0	0.0881
		5	54566.5	4275.5	0.0	4275.5	0.0784
		6	54566.5	3347.2	0.0	3347.2	0.0613
	C	1	54566.5	1138.5	0.0	1138.5	0.0209
		2	54566.5	1755.4	0.0	1755.4	0.0322
		3	54566.5	2010.9	0.0	2010.9	0.0369
		4	54566.5	1766.7	0.0	1766.7	0.0324
		5	54566.5	1443.5	0.0	1443.5	0.0265
		6	54566.5	1088.2	0.0	1088.2	0.0199
7F	A	1	47851.8	2450.1	0.0	2450.1	0.0512
		2	47851.8	3055.9	0.0	3055.9	0.0639
		3	47851.8	3354.7	0.0	3354.7	0.0701
		4	47851.8	3354.7	0.0	3354.7	0.0701
		5	47851.8	3059.8	0.0	3059.8	0.0639
		6	47851.8	2446.8	0.0	2446.8	0.0511
	B	1	47851.8	2991.2	0.0	2991.2	0.0625
		2	47851.8	3858.4	0.0	3858.4	0.0806
		3	47851.8	4310.7	0.0	4310.7	0.0901
		4	47851.8	4219.1	0.0	4219.1	0.0882
		5	47851.8	3745.8	0.0	3745.8	0.0783
		6	47851.8	2947.9	0.0	2947.9	0.0616
	C	1	47851.8	1003.2	0.0	1003.2	0.0210
		2	47851.8	1532.1	0.0	1532.1	0.0320
		3	47851.8	1750.2	0.0	1750.2	0.0366
		4	47851.8	1545.5	0.0	1545.5	0.0323
		5	47851.8	1267.3	0.0	1267.3	0.0265
		6	47851.8	958.5	0.0	958.5	0.0200
8F	A	1	41144.4	2110.4	0.0	2110.4	0.0513
		2	41144.4	2619.0	0.0	2619.0	0.0637
		3	41144.4	2881.8	0.0	2881.8	0.0700
		4	41144.4	2881.6	0.0	2881.6	0.0700
		5	41144.4	2622.2	0.0	2622.2	0.0637
		6	41144.4	2107.7	0.0	2107.7	0.0512
	B	1	41144.4	2581.8	0.0	2581.8	0.0627
		2	41144.4	3317.9	0.0	3317.9	0.0806
		3	41144.4	3712.7	0.0	3712.7	0.0902
		4	41144.4	3637.8	0.0	3637.8	0.0884
		5	41144.4	3225.6	0.0	3225.6	0.0784
		6	41144.4	2544.1	0.0	2544.1	0.0618
	C	1	41144.4	865.3	0.0	865.3	0.0210
		2	41144.4	1308.6	0.0	1308.6	0.0318
		3	41144.4	1489.5	0.0	1489.5	0.0362
		4	41144.4	1322.1	0.0	1322.1	0.0321
		5	41144.4	1089.6	0.0	1089.6	0.0265
		6	41144.4	826.7	0.0	826.7	0.0201
9F	A	1	34457.3	1766.5	0.0	1766.5	0.0513
		2	34457.3	2186.3	0.0	2186.3	0.0634
		3	34457.3	2410.3	0.0	2410.3	0.0700
		4	34457.3	2410.1	0.0	2410.1	0.0699

階名	フレーム名	軸名	ΣN(kN)	NO(kN)	Nw(kN)	N(kN)	N/ΣN
9F	A	5	34457.3	2189.2	0.0	2189.2	0.0635
		6	34457.3	1764.4	0.0	1764.4	0.0512
	B	1	34457.3	2167.0	0.0	2167.0	0.0629
		2	34457.3	2779.1	0.0	2779.1	0.0807
		3	34457.3	3112.8	0.0	3112.8	0.0903
		4	34457.3	3051.7	0.0	3051.7	0.0886
		5	34457.3	2704.0	0.0	2704.0	0.0785
		6	34457.3	2135.7	0.0	2135.7	0.0620
	C	1	34457.3	725.4	0.0	725.4	0.0211
		2	34457.3	1093.6	0.0	1093.6	0.0317
		3	34457.3	1237.6	0.0	1237.6	0.0359
		4	34457.3	1108.2	0.0	1108.2	0.0322
		5	34457.3	922.0	0.0	922.0	0.0268
		6	34457.3	693.4	0.0	693.4	0.0201
10F	A	1	27770.3	1418.6	0.0	1418.6	0.0511
		2	27770.3	1755.9	0.0	1755.9	0.0632
		3	27770.3	1939.0	0.0	1939.0	0.0698
		4	27770.3	1938.8	0.0	1938.8	0.0698
		5	27770.3	1758.5	0.0	1758.5	0.0633
		6	27770.3	1417.1	0.0	1417.1	0.0510
	B	1	27770.3	1748.6	0.0	1748.6	0.0630
		2	27770.3	2246.3	0.0	2246.3	0.0809
		3	27770.3	2516.6	0.0	2516.6	0.0906
		4	27770.3	2469.1	0.0	2469.1	0.0889
		5	27770.3	2188.5	0.0	2188.5	0.0788
		6	27770.3	1724.1	0.0	1724.1	0.0621
	C	1	27770.3	581.9	0.0	581.9	0.0210
		2	27770.3	878.5	0.0	878.5	0.0316
		3	27770.3	986.0	0.0	986.0	0.0355
		4	27770.3	892.5	0.0	892.5	0.0321
		5	27770.3	753.1	0.0	753.1	0.0271
		6	27770.3	557.1	0.0	557.1	0.0201
11F	A	1	21083.2	1067.2	0.0	1067.2	0.0506
		2	21083.2	1327.4	0.0	1327.4	0.0630
		3	21083.2	1467.3	0.0	1467.3	0.0696
		4	21083.2	1467.1	0.0	1467.1	0.0696
		5	21083.2	1329.7	0.0	1329.7	0.0631
		6	21083.2	1066.2	0.0	1066.2	0.0506
	B	1	21083.2	1327.5	0.0	1327.5	0.0630
		2	21083.2	1719.5	0.0	1719.5	0.0816
		3	21083.2	1923.8	0.0	1923.8	0.0912
		4	21083.2	1890.0	0.0	1890.0	0.0896
		5	21083.2	1679.5	0.0	1679.5	0.0797
		6	21083.2	1309.8	0.0	1309.8	0.0621
	C	1	21083.2	436.3	0.0	436.3	0.0207
		2	21083.2	662.5	0.0	662.5	0.0314
		3	21083.2	733.2	0.0	733.2	0.0348
		4	21083.2	674.5	0.0	674.5	0.0320
		5	21083.2	582.7	0.0	582.7	0.0276
		6	21083.2	418.9	0.0	418.9	0.0199
12F	A	1	14455.2	713.2	0.0	713.2	0.0493
		2	14455.2	910.0	0.0	910.0	0.0630
		3	14455.2	1000.7	0.0	1000.7	0.0692
		4	14455.2	1000.5	0.0	1000.5	0.0692
		5	14455.2	911.5	0.0	911.5	0.0631
		6	14455.2	712.7	0.0	712.7	0.0493
	B	1	14455.2	902.7	0.0	902.7	0.0624
		2	14455.2	1203.8	0.0	1203.8	0.0833
		3	14455.2	1329.2	0.0	1329.2	0.0920
		4	14455.2	1312.4	0.0	1312.4	0.0908
		5	14455.2	1182.3	0.0	1182.3	0.0818
		6	14455.2	891.4	0.0	891.4	0.0617
	C	1	14455.2	296.8	0.0	296.8	0.0205
		2	14455.2	446.8	0.0	446.8	0.0309
		3	14455.2	480.8	0.0	480.8	0.0333
		4	14455.2	461.1	0.0	461.1	0.0319

階名	ﾌﾚｰﾑ名	軸名	ΣN(kN)	NO(kN)	Nw(kN)	N(kN)	N/ΣN
12F	C	5	14455.2	414.4	0.0	414.4	0.0287
		6	14455.2	284.9	0.0	284.9	0.0197

A-4.5　Ｓの断面計算

A-4.5.1　Ｓはりの断面計算

（１）Ｓはりの計算指定

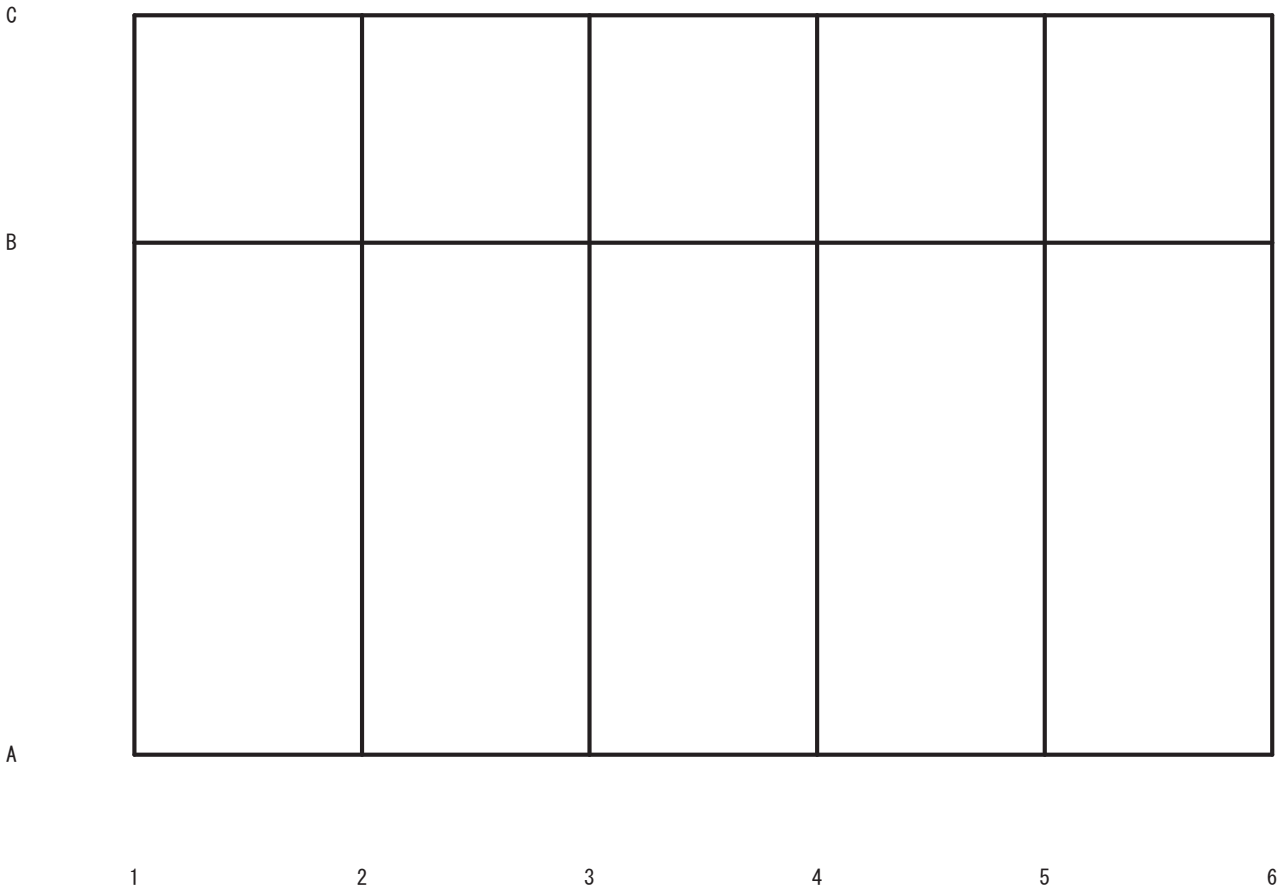

2F 層 (S=1/239)

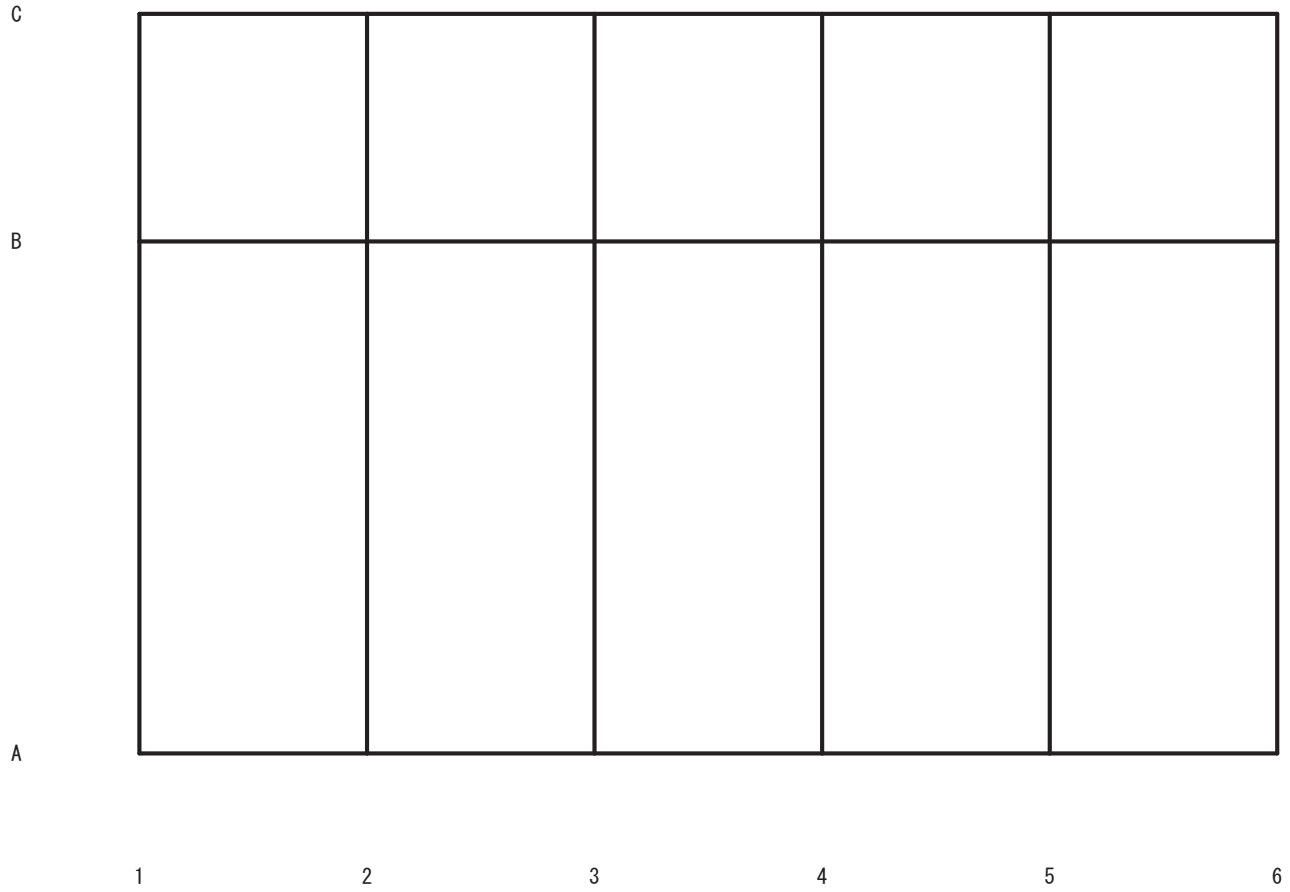

3F 層 (S=1/239)

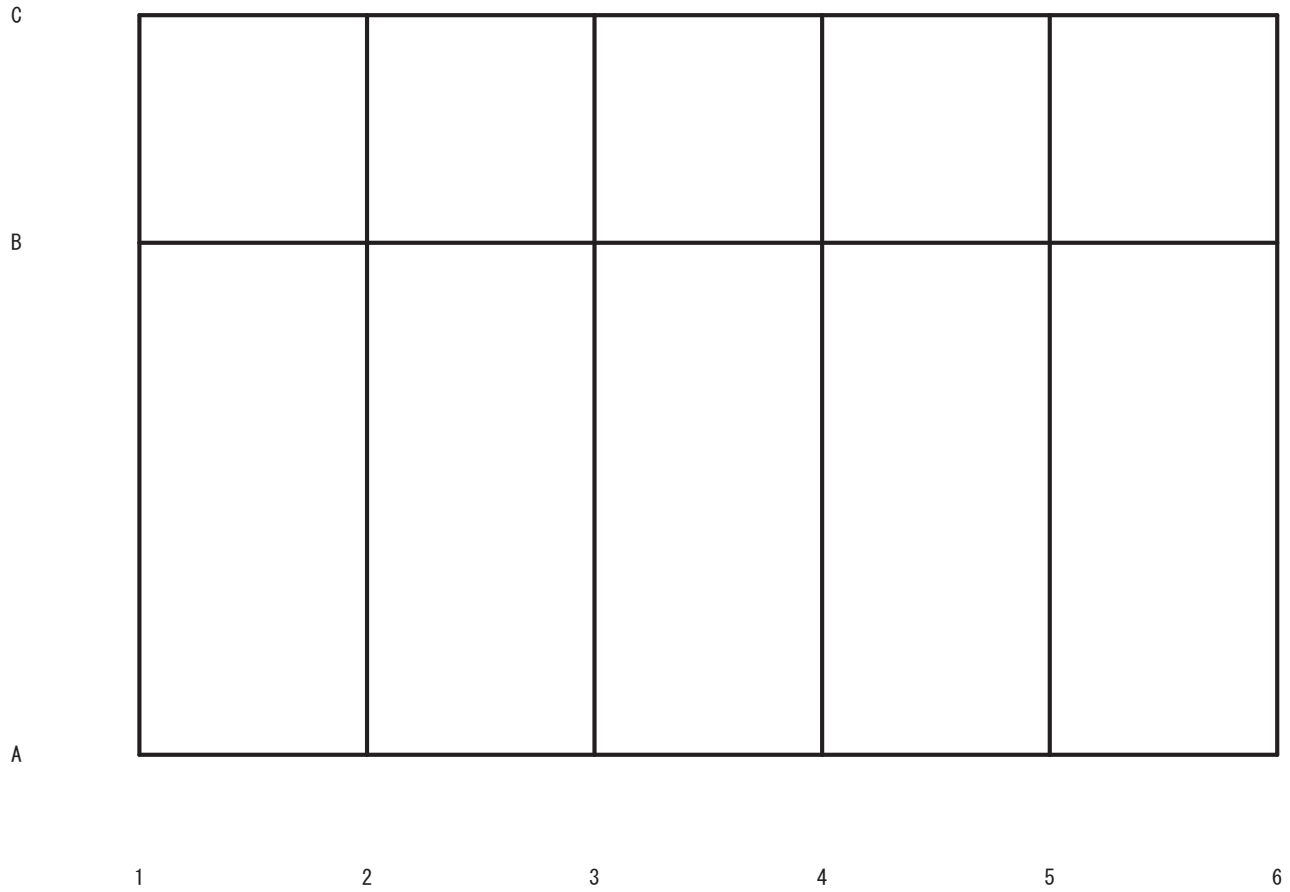

4F 層 (S=1/239)

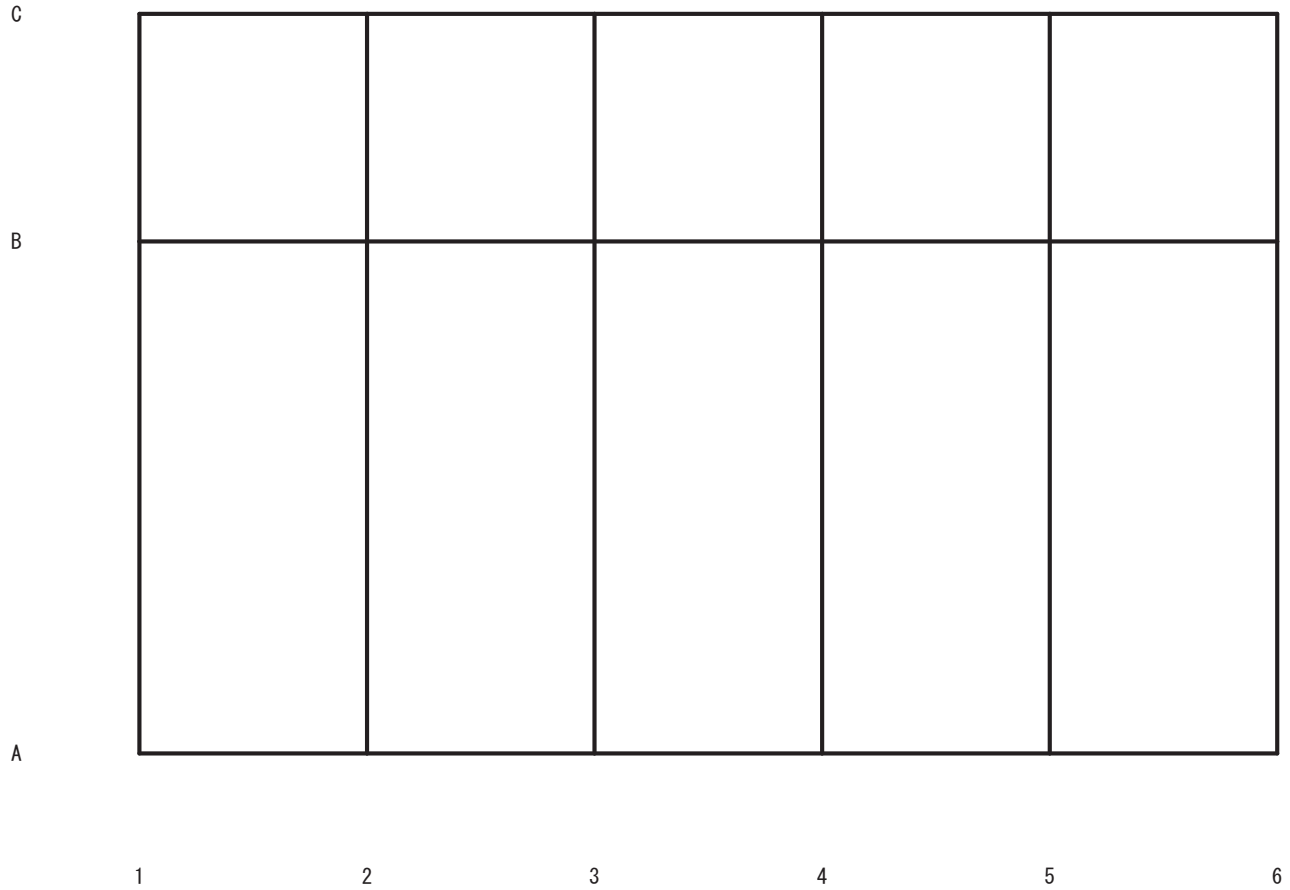

5F 層 (S=1/239)

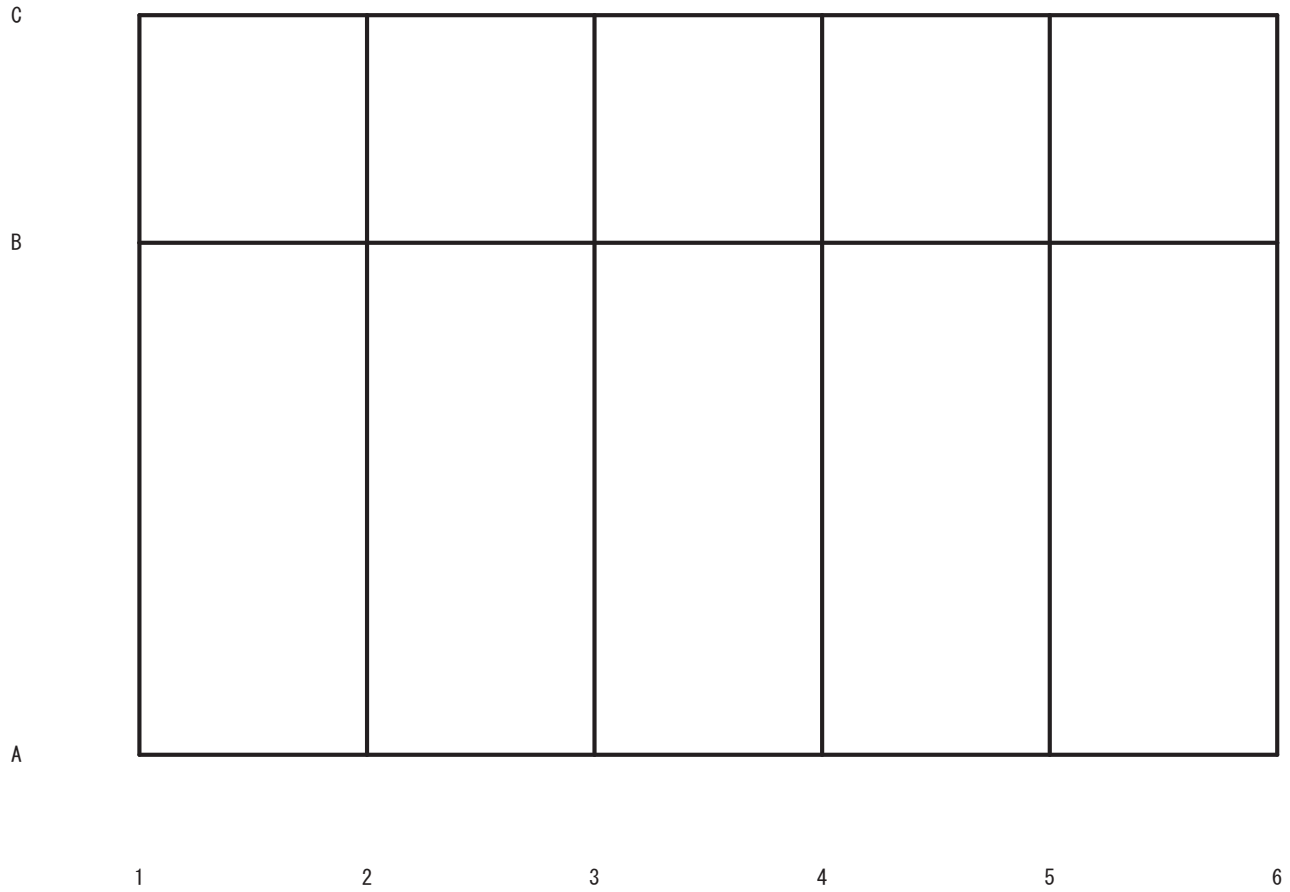

6F 層 (S=1/239)

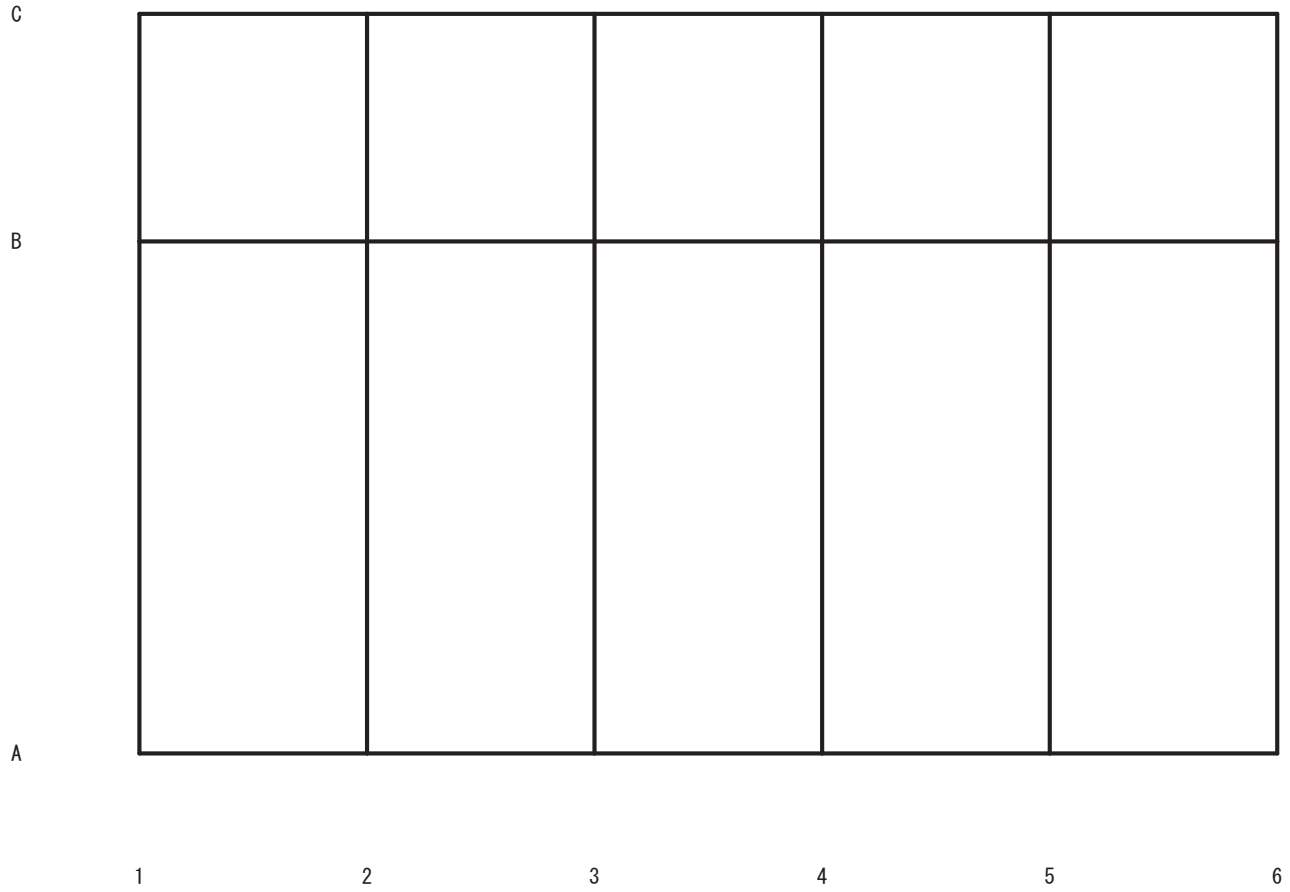

7F 層 (S=1/239)

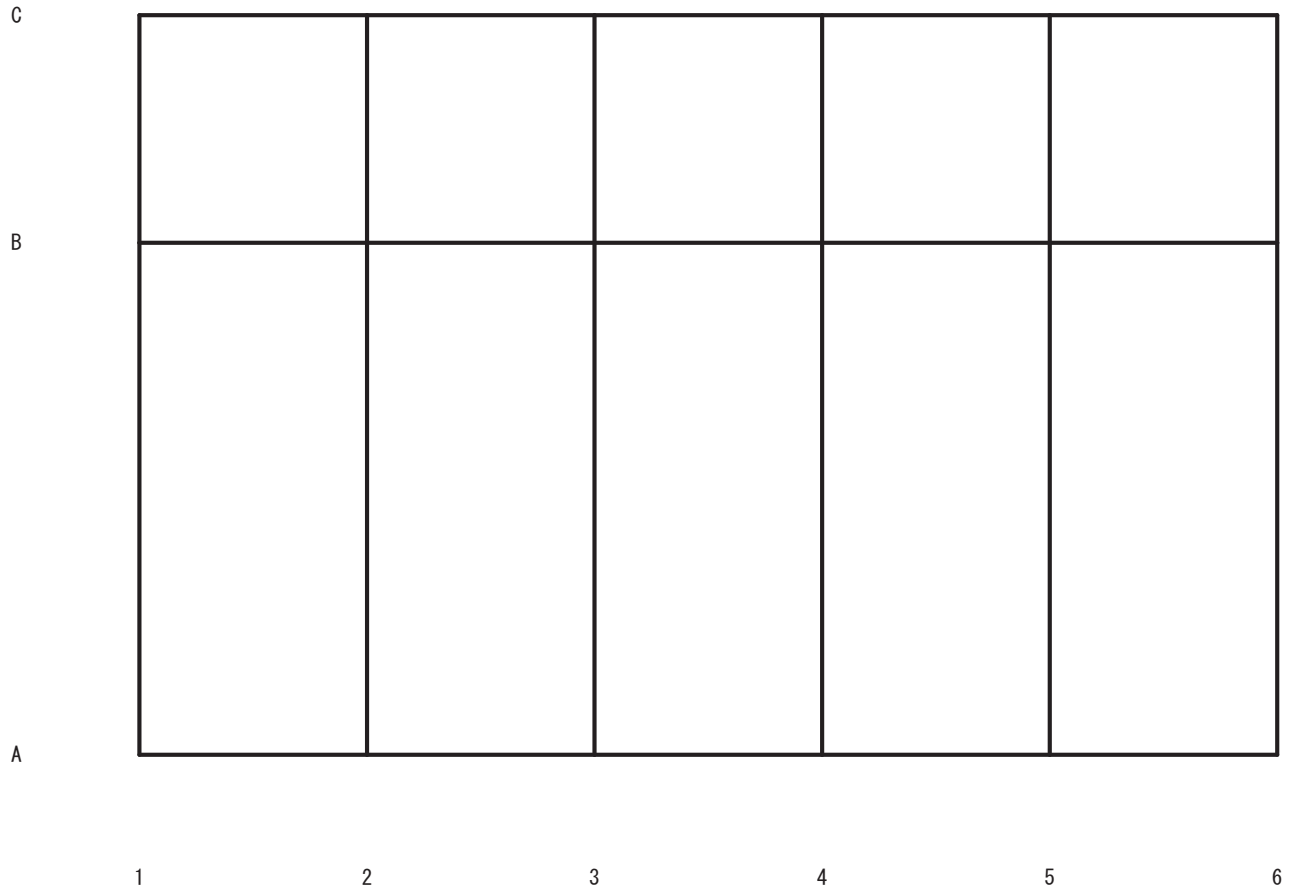

8F 層 (S=1/239)

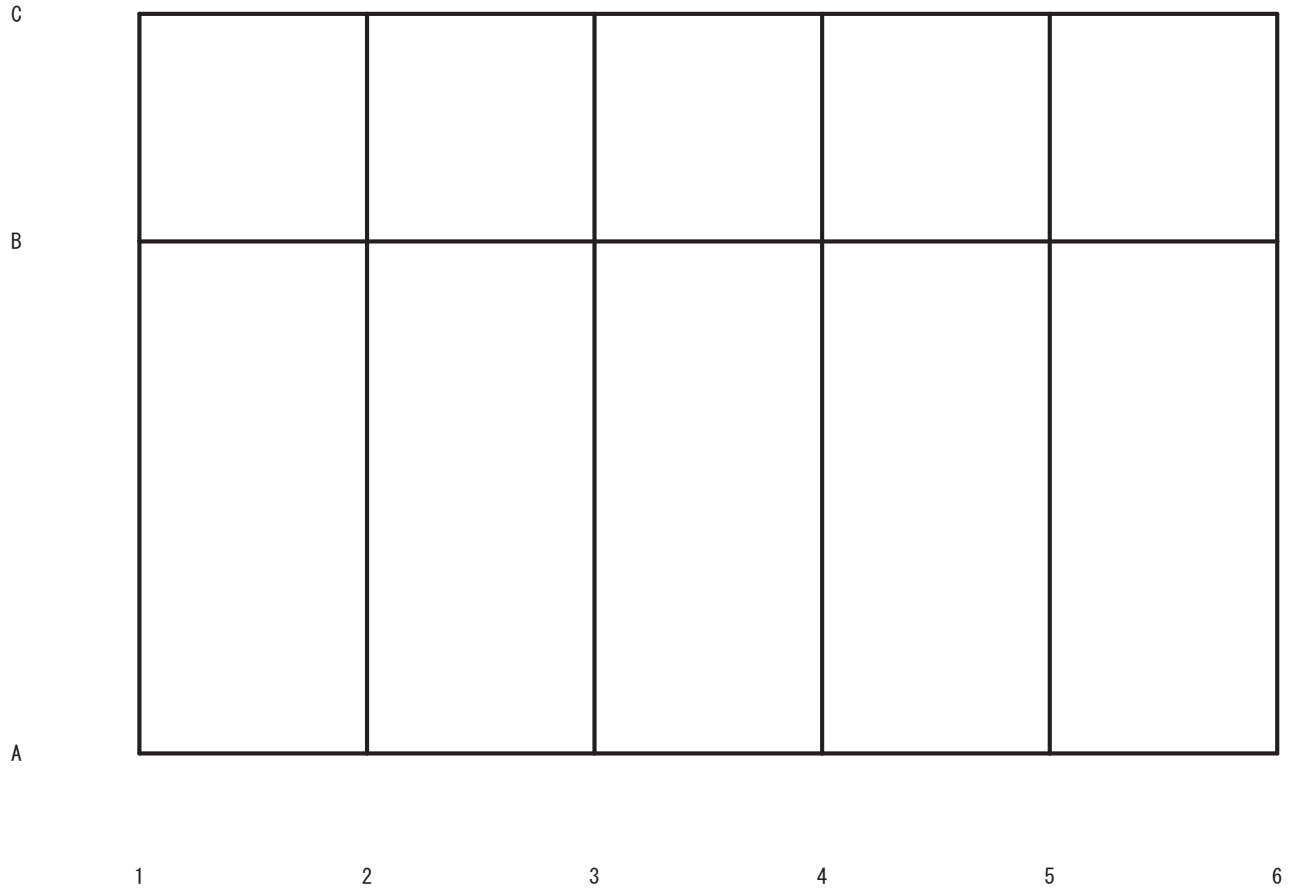

9F 層 (S=1/239)

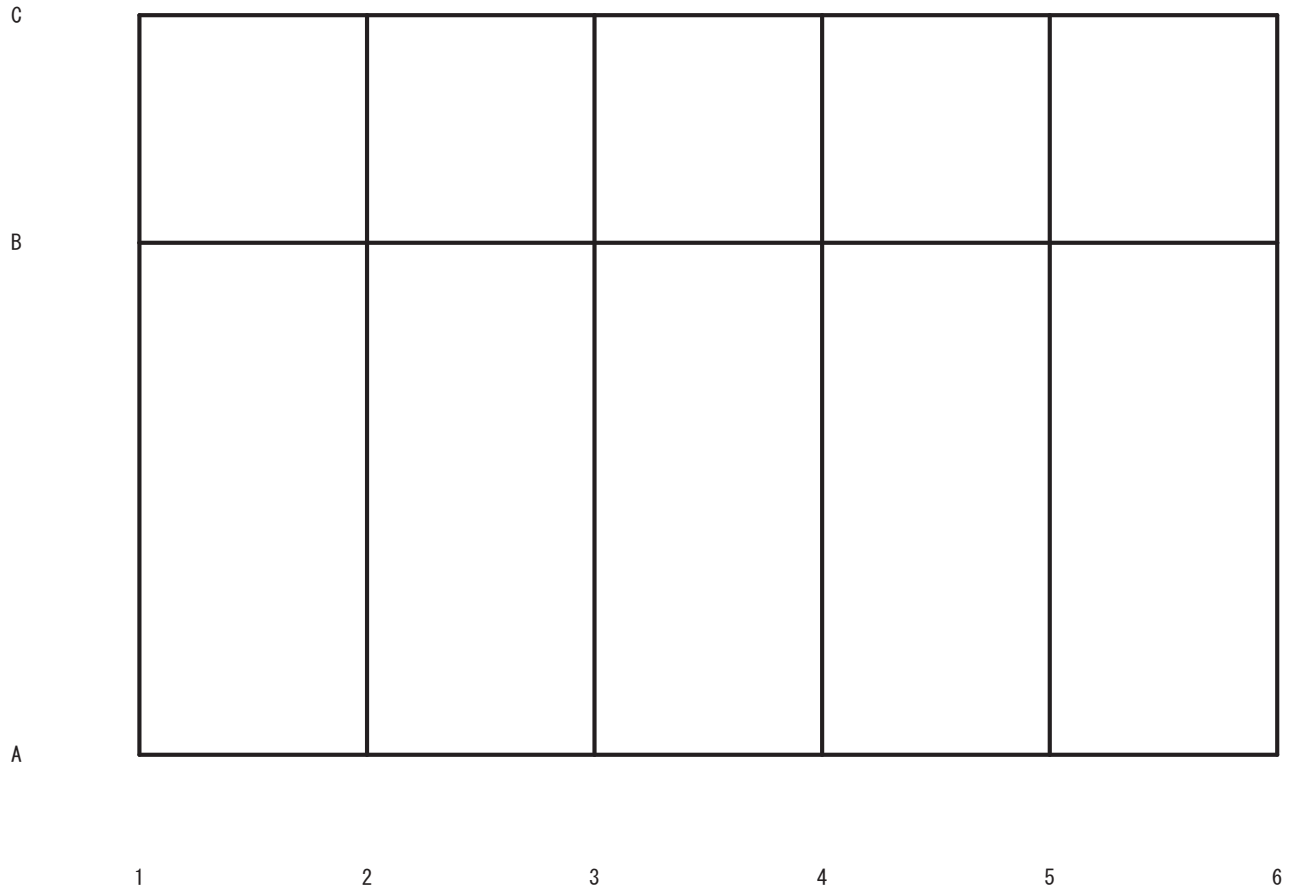

10F 層 (S=1/239)

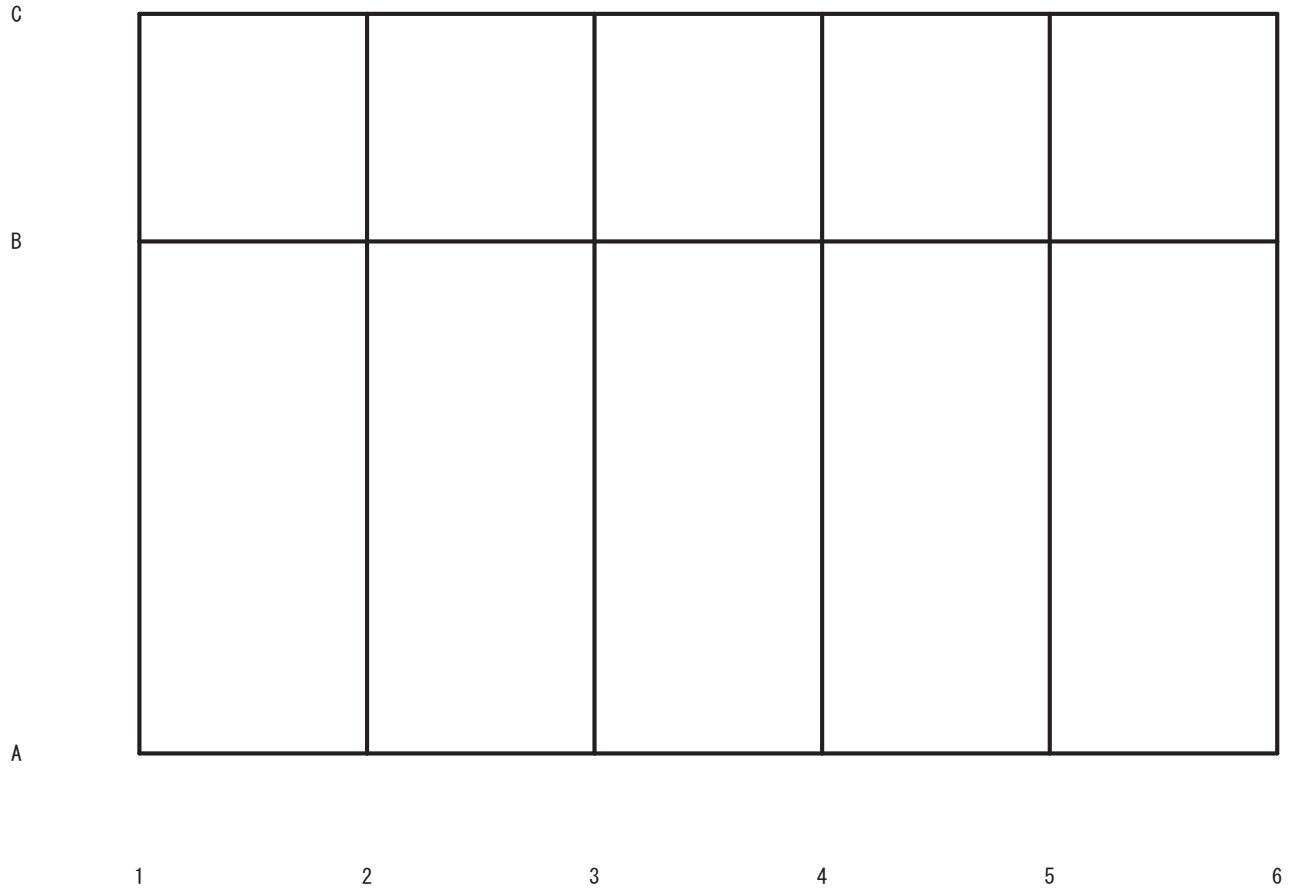

11F 層 (S=1/239)

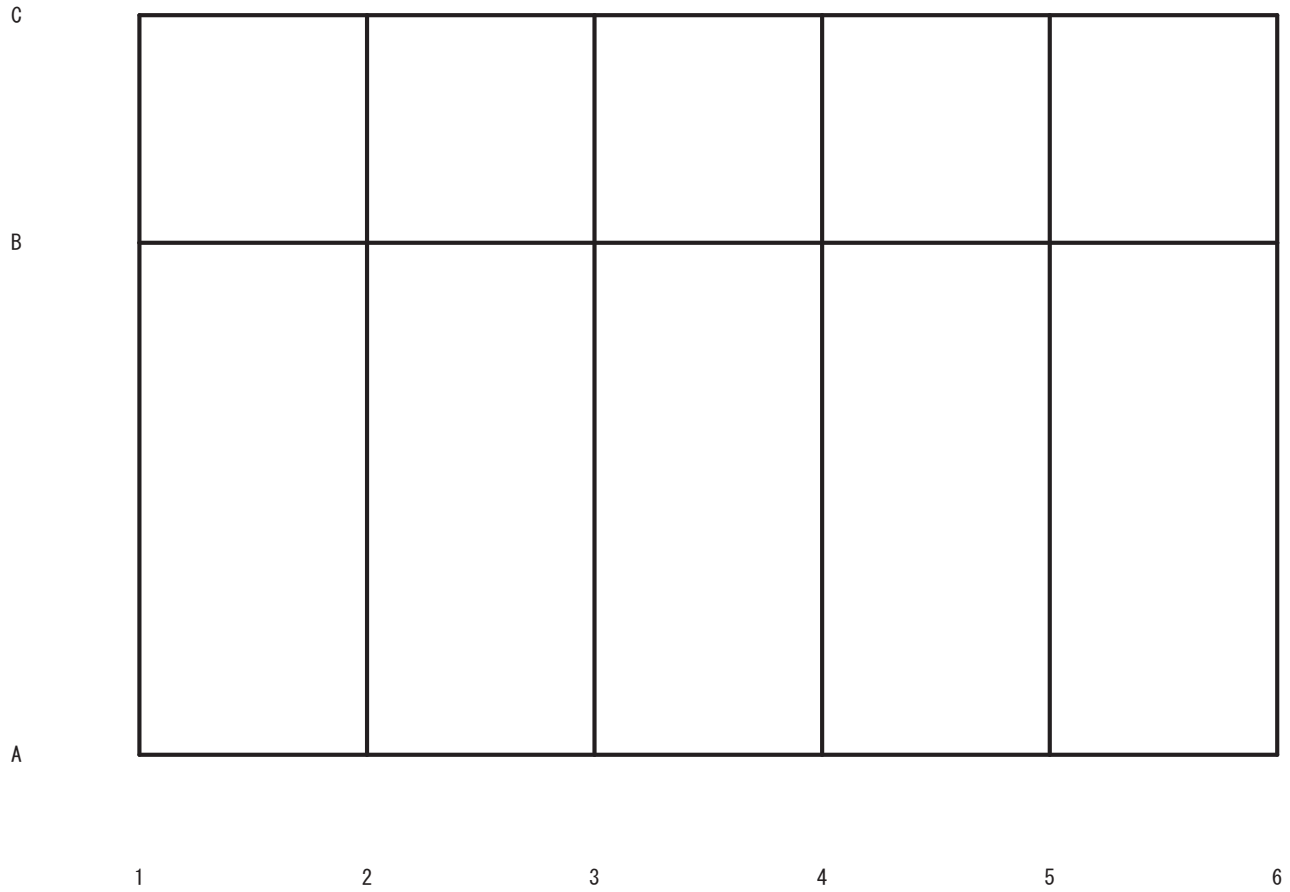

12F 層 (S=1/239)

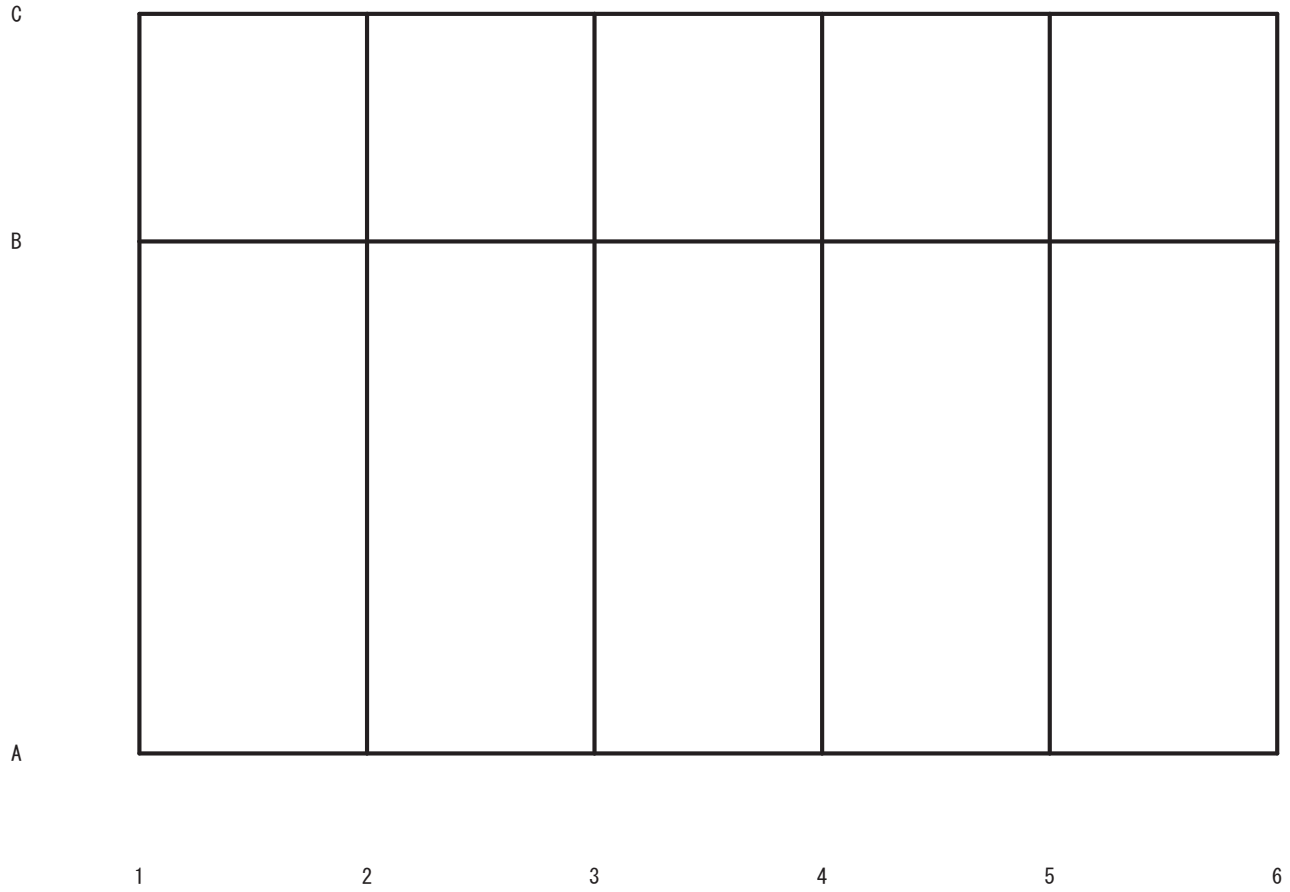

13F 層 (S=1/239)

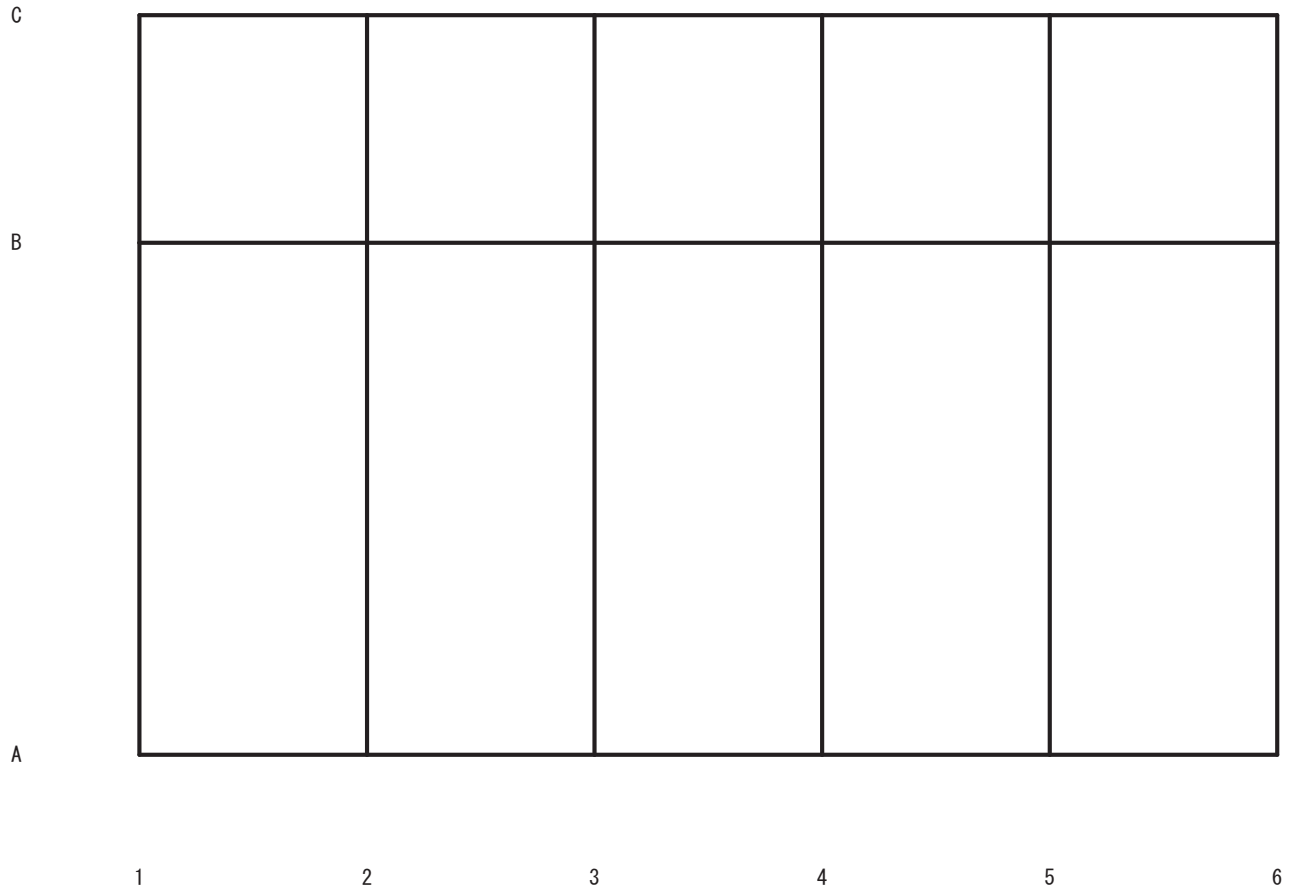

14F 層 (S=1/239)

（２）Ｓはりの計算条件

１）計算指定：　検定計算（個別計算）
２）計算ルート：　ルート ３
３）許容応力度
　端部：母材と同等の許容応力度を有するものとする
　継手：母材と同等の許容応力度を有するものとする
４）断面性能計算条件
　ア）ウェブのＺへの考慮
　　端部：考慮しない
　　継手：考慮する
　イ）スカラップ孔径：　35.0 mm
　　（※ウェブ断面積には、ウェブ欠損率とスカラップ孔径による欠損を考慮します）
　ウ）フランジ欠損
　　端部　　：欠損を考慮しない
　　継手　　：ボルト孔による欠損を考慮する
　　ボルト径：20 mm
　エ）ウェブ欠損率
　　端部： 0 %
　　継手：15 %
　　（※ウェブ断面積には、ウェブ欠損率とスカラップ孔径による欠損を考慮します）
　オ）幅厚比の計算
　　ＳＮ鋼材以外は、Ｓ規準による
　　ＳＮ鋼材は、規定値（Ｓ規準）による
５）曲げモーメントの検討
　ア）長期荷重時設計応力の計算位置
　　節点モーメント
　イ）短期荷重時設計応力の計算位置
　　フェースモーメント
　　フェースからの入り長さ：　0.0 cm
　ウ）軸力の考慮
　　断面計算に軸力を考慮しない
　エ）許容圧縮応力度
　　告示平13国交告第1024号　第１、三、ロによる
　オ）許容曲げ応力度
　　告示平13国交告第1024号　第１、三、ハによる
　　短期曲げ許容応力度の計算方法は、短期応力を用い許容応力度を求めます
　　上端フランジｆｂのとり方は横座屈を考慮して計算を行います
　カ）曲げモーメントの判定
　　(σb/fb)≦1.00 をＯＫとする
６）せん断力の検討
　ア）軸力の考慮
　　断面計算に軸力を考慮しない
　イ）せん断力の判定
　　(τ/fs)≦1.00 をＯＫとする
７）地震時設計応力の割増率
　はりの応力割増率
　　応力割増タイプ：軸力・曲げモーメント・せん断力
　　応力割増率　　：1.0

A-4.5.2　Ｓ柱の断面計算

（１）Ｓ柱の計算指定

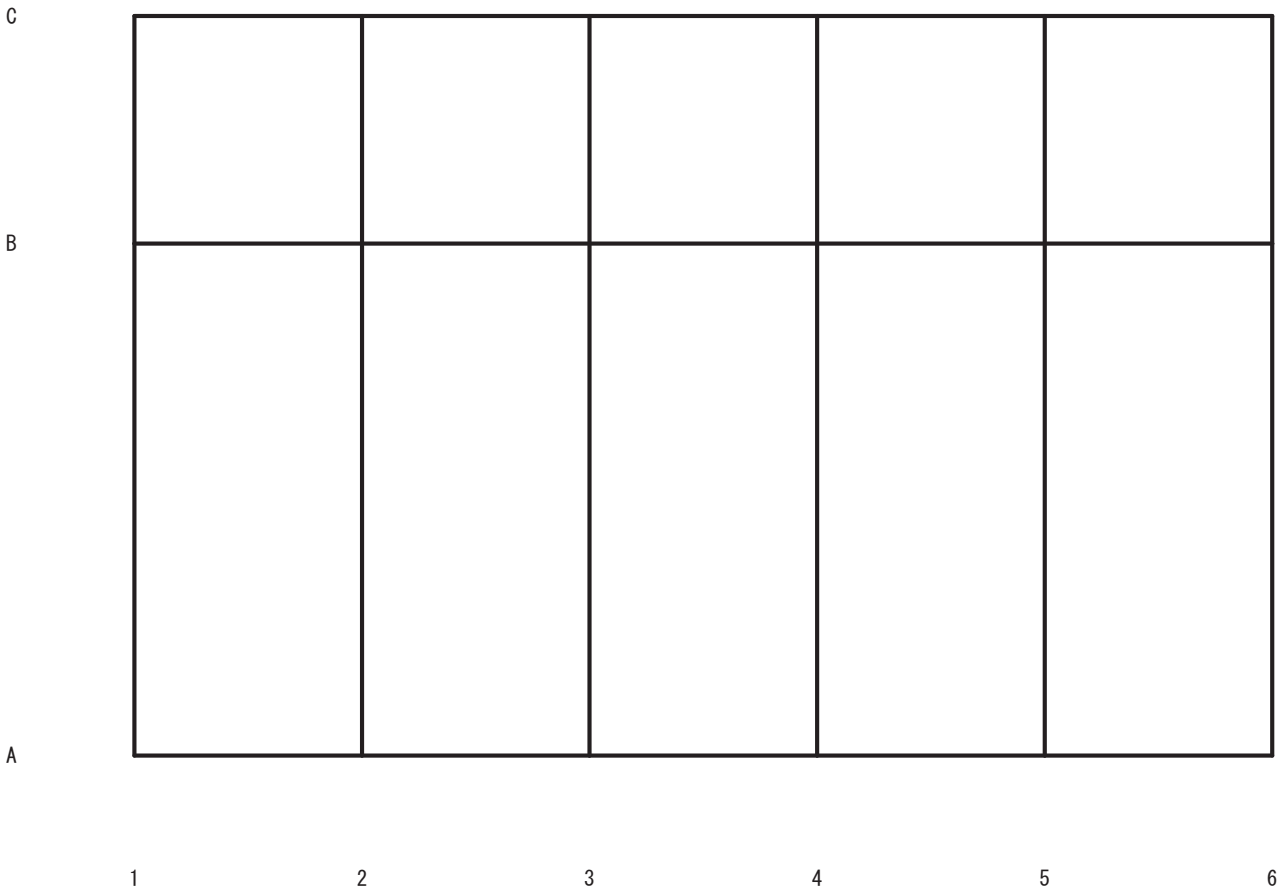

1F 階（S=1/239）

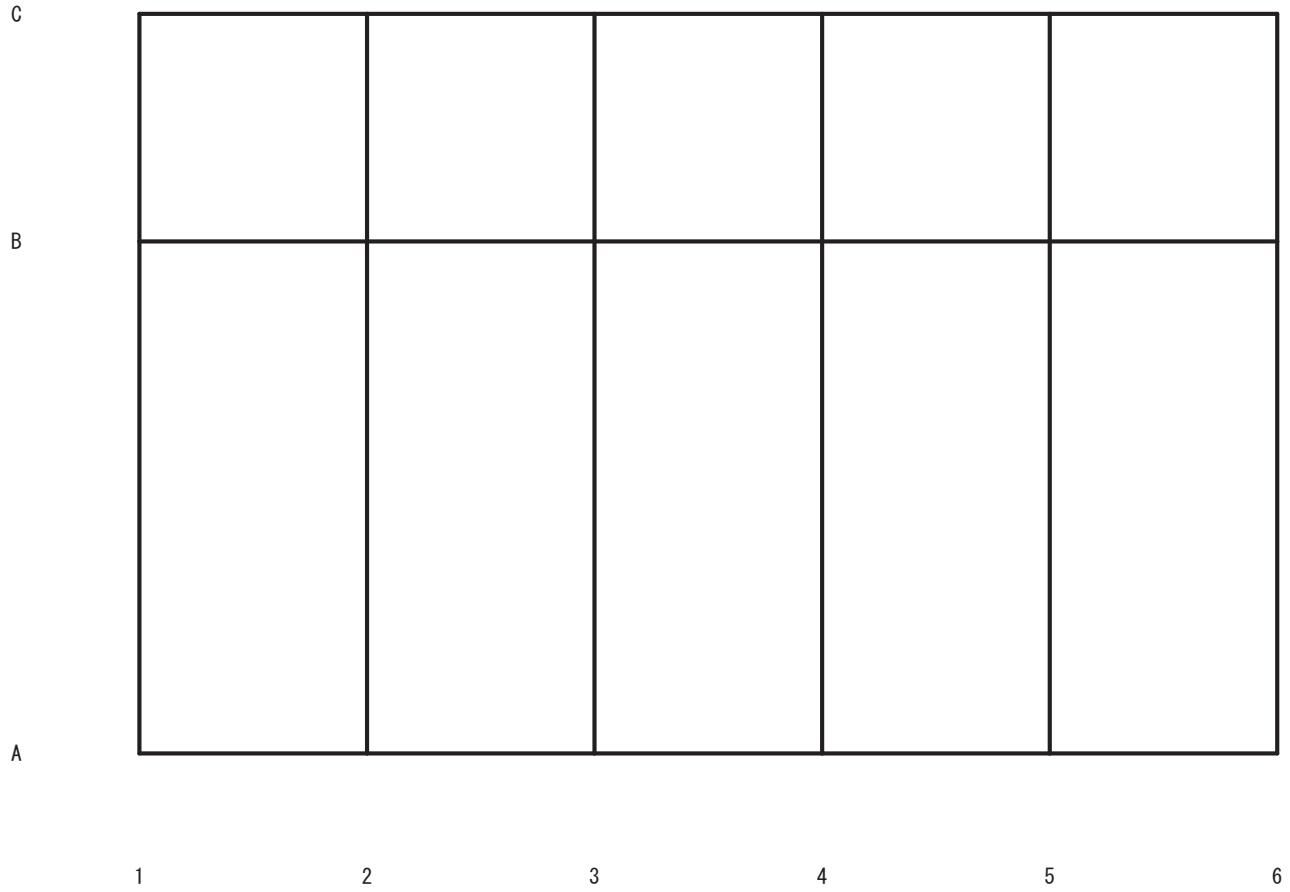

2F 階（S=1/239）

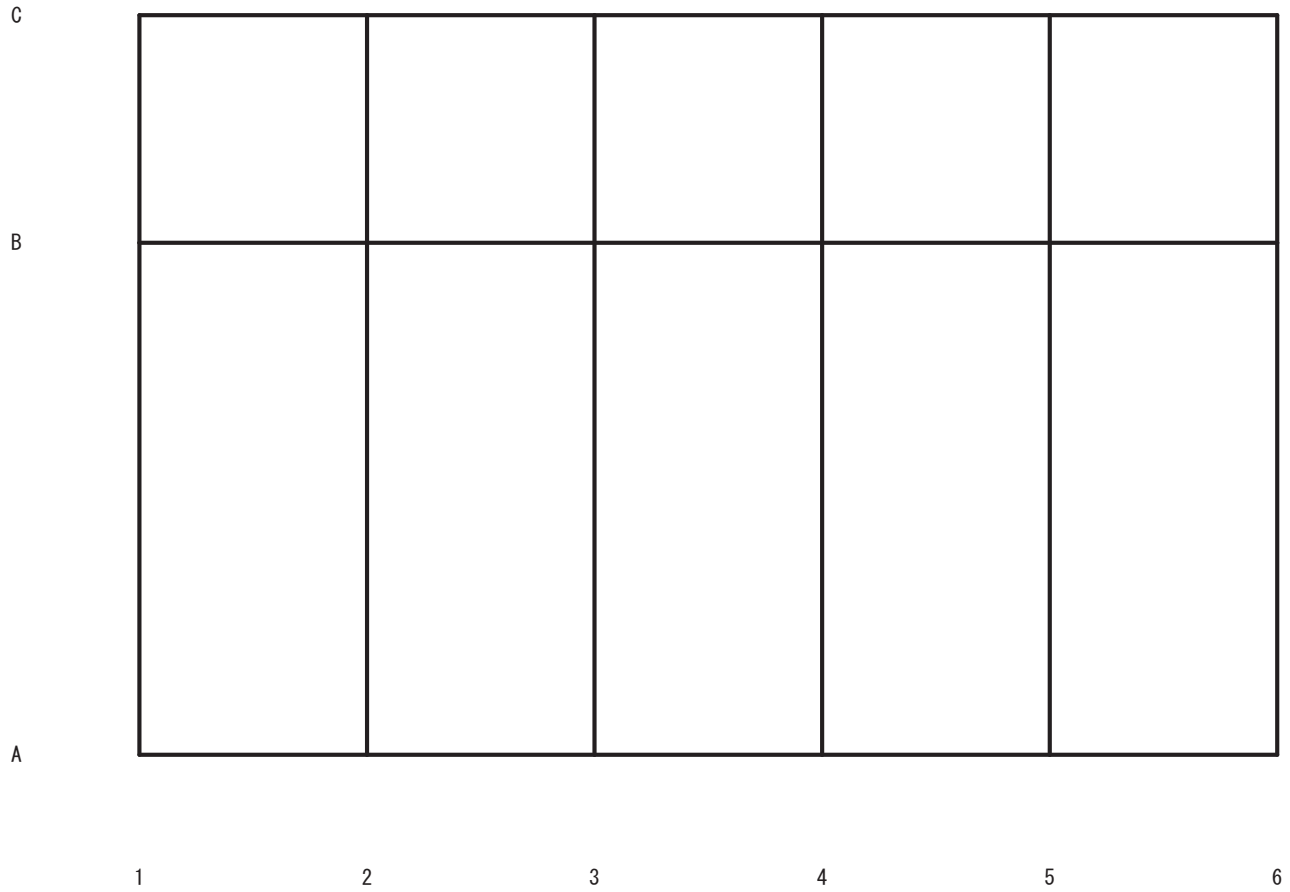

3F 階（S=1/239）

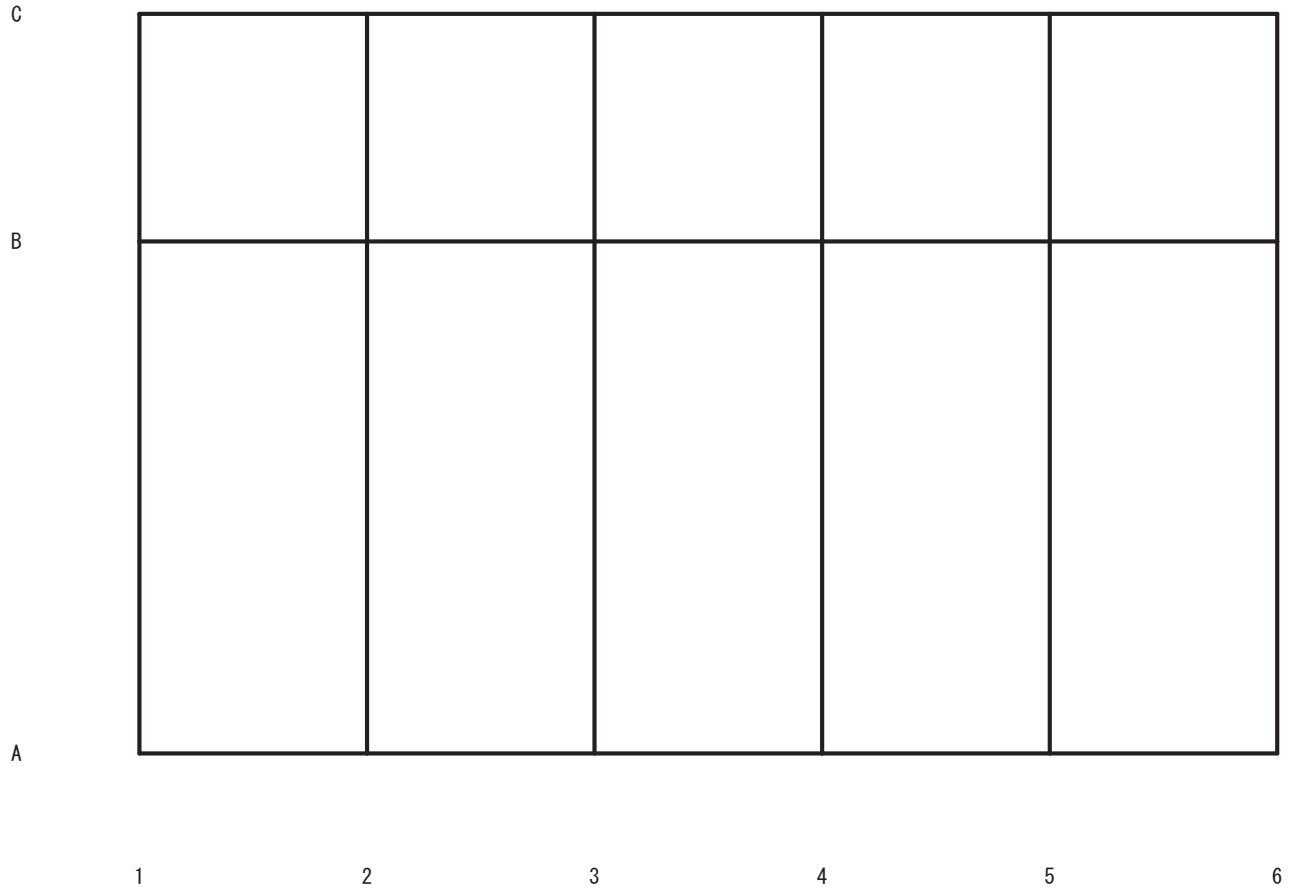

4F 階（S=1/239）

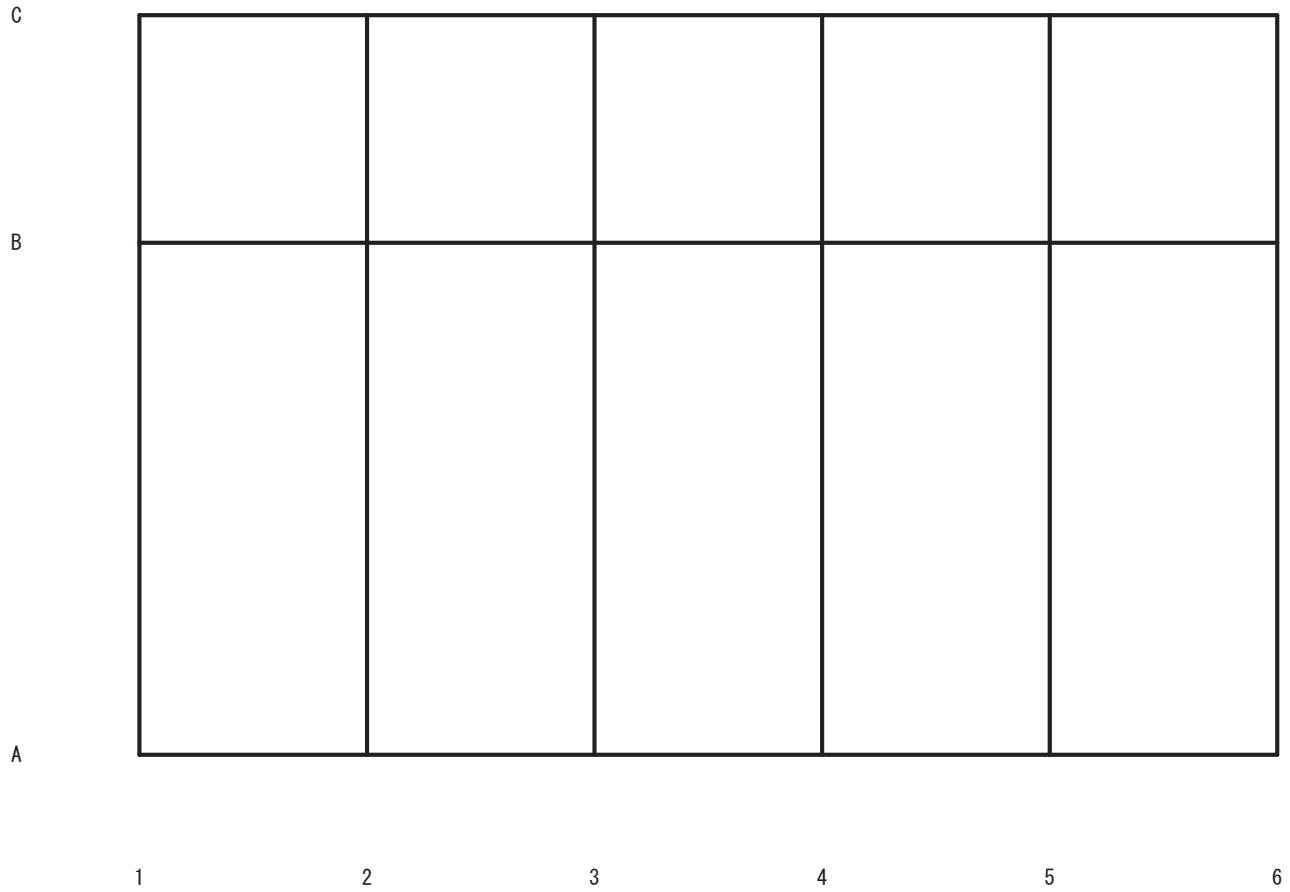

5F 階（S=1/239）

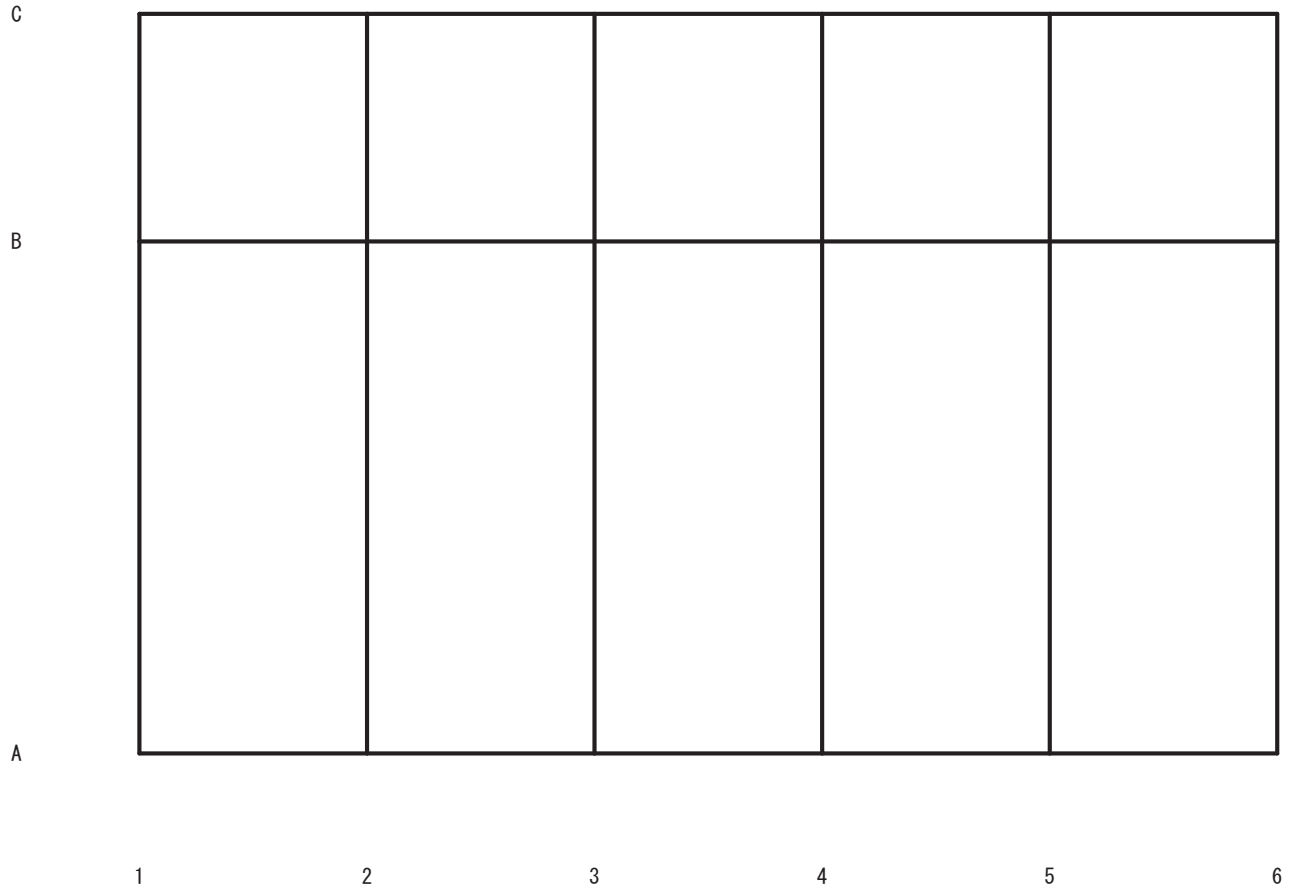

6F 階（S=1/239）

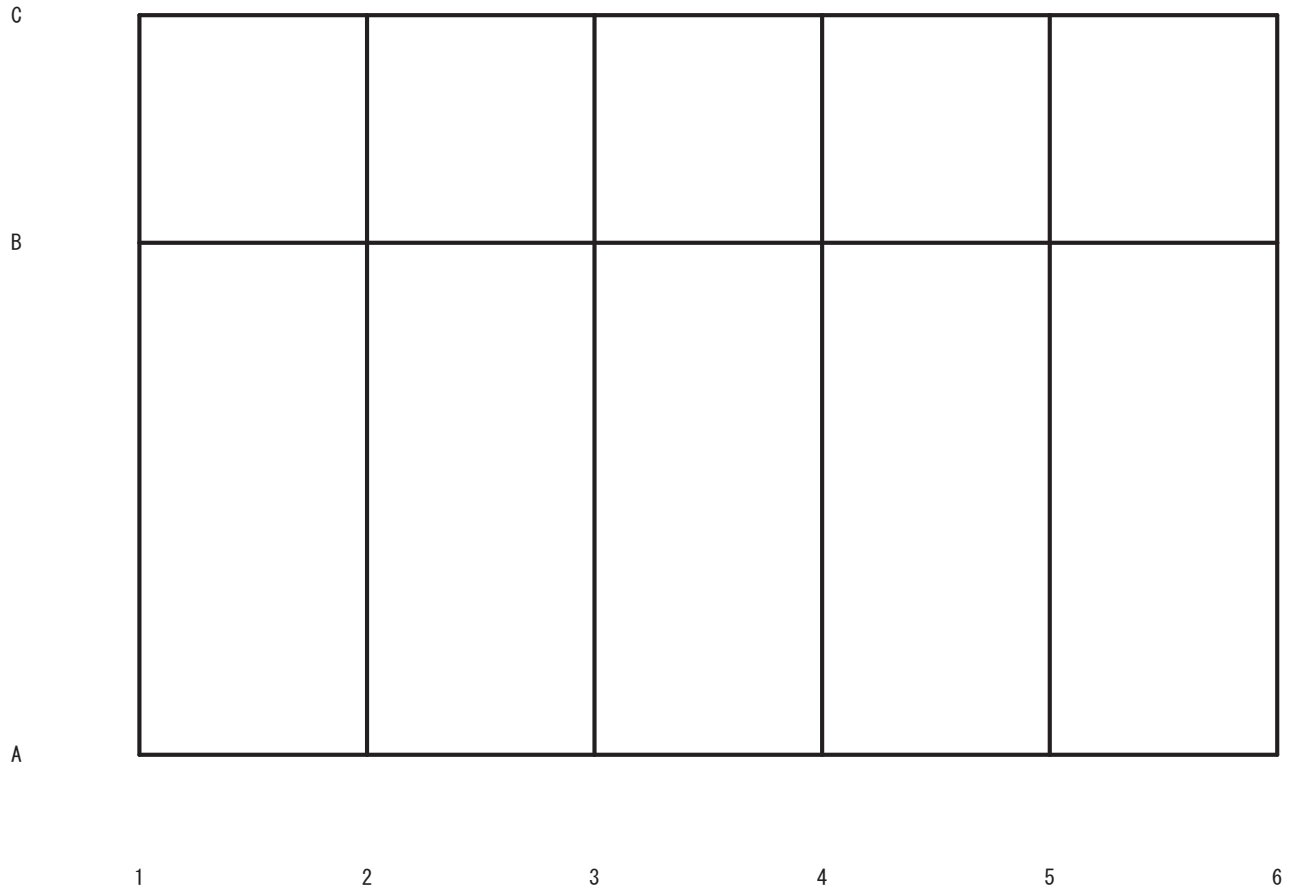

7F 階（S=1/239）

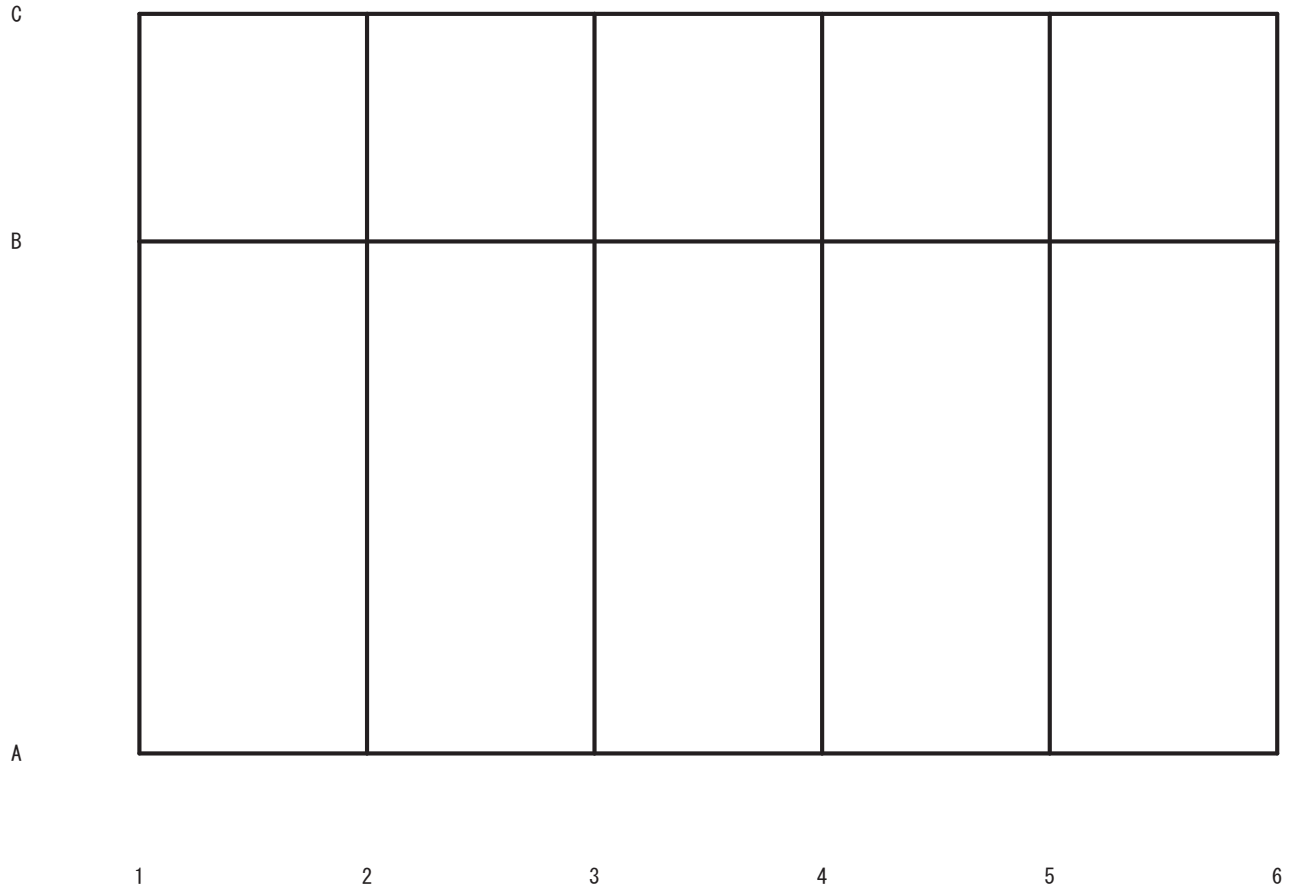

8F 階（S=1/239）

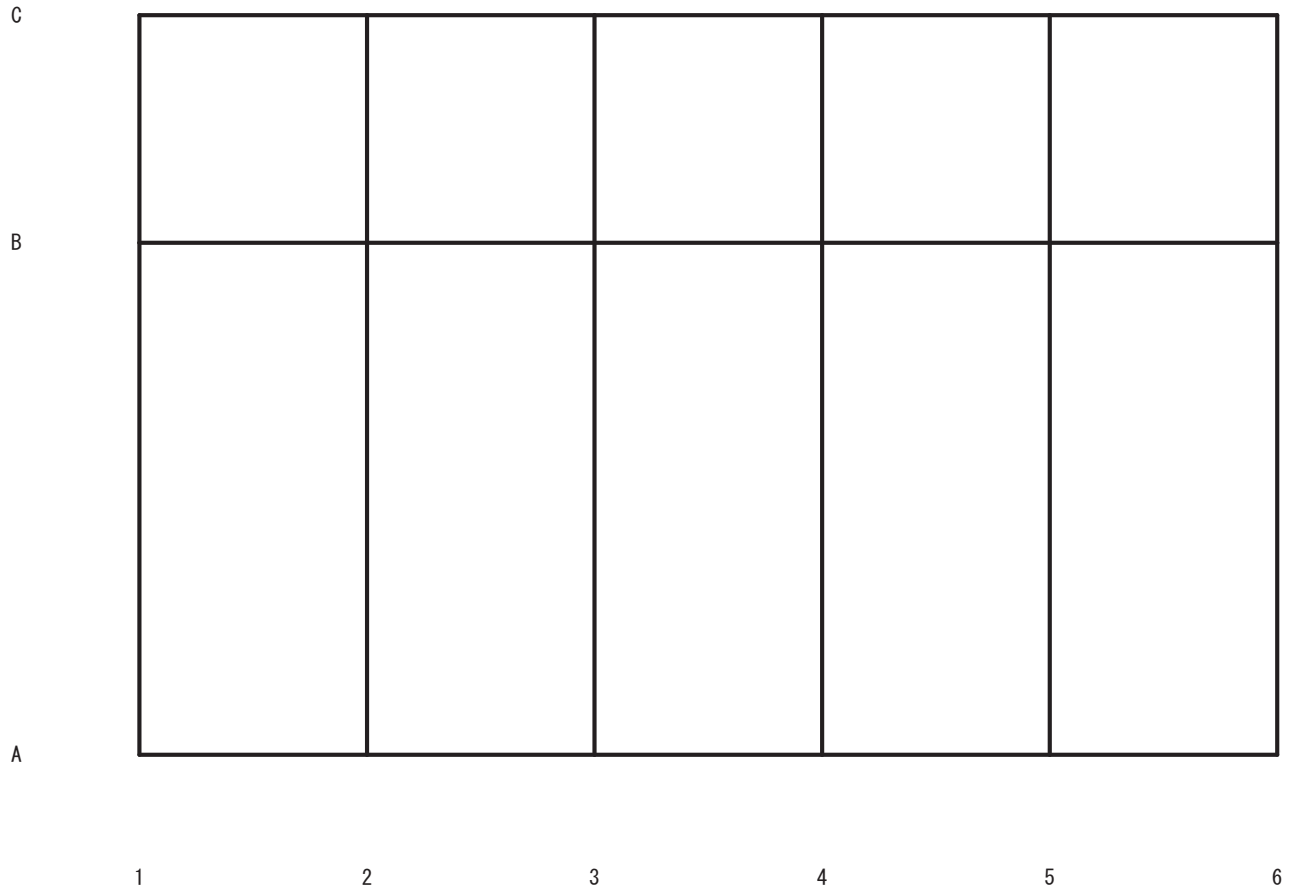

9F 階（S=1/239）

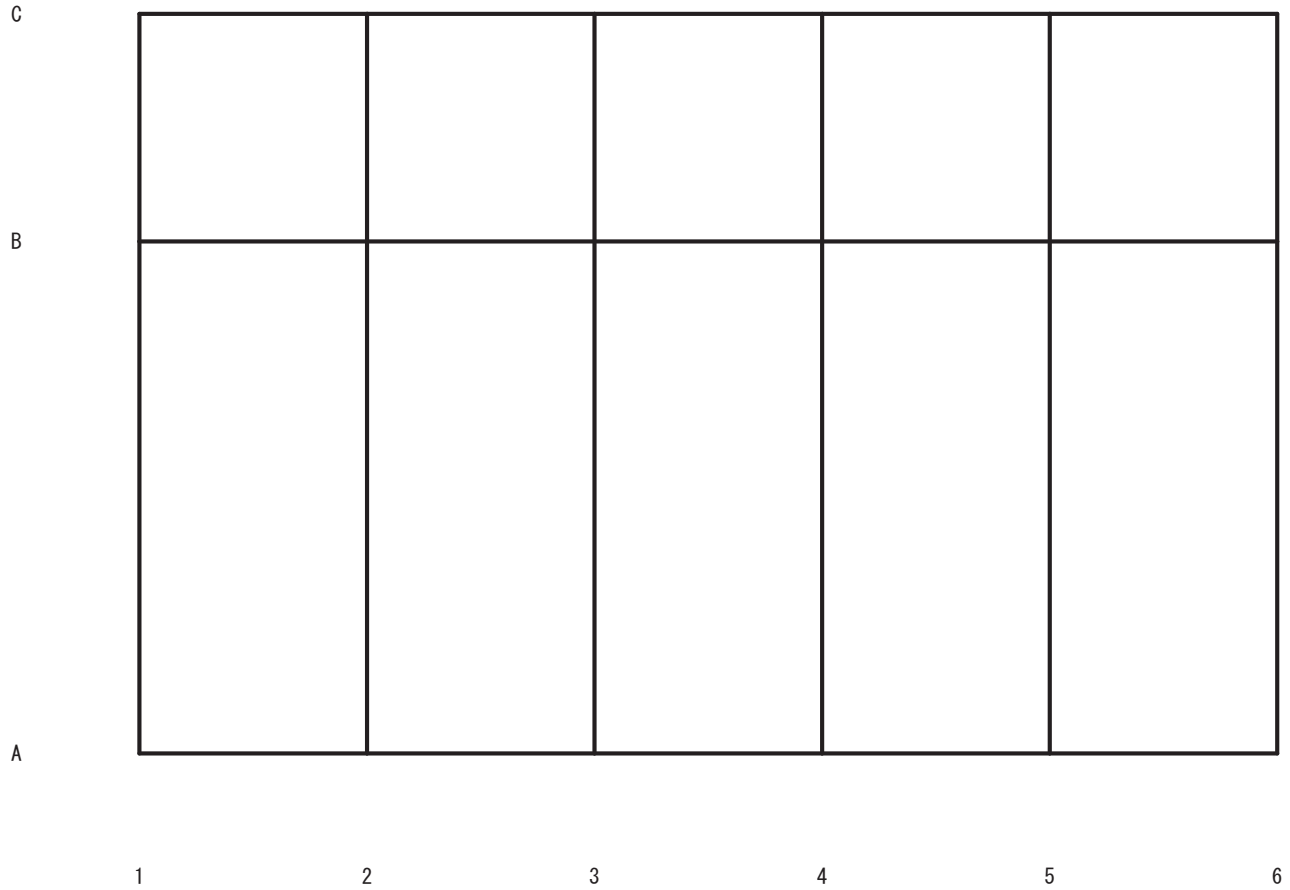

10F 階 (S=1/239)

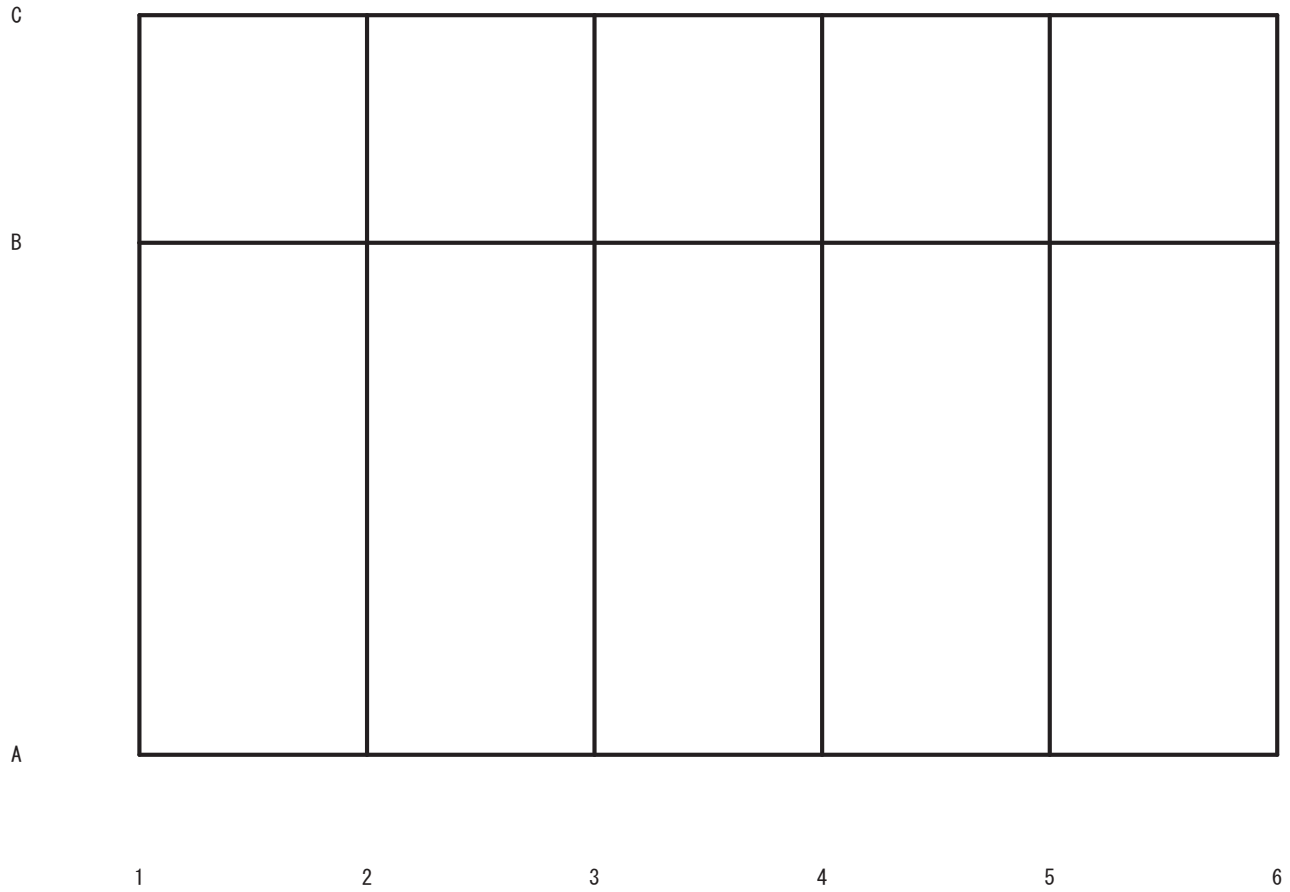

11F 階 (S=1/239)

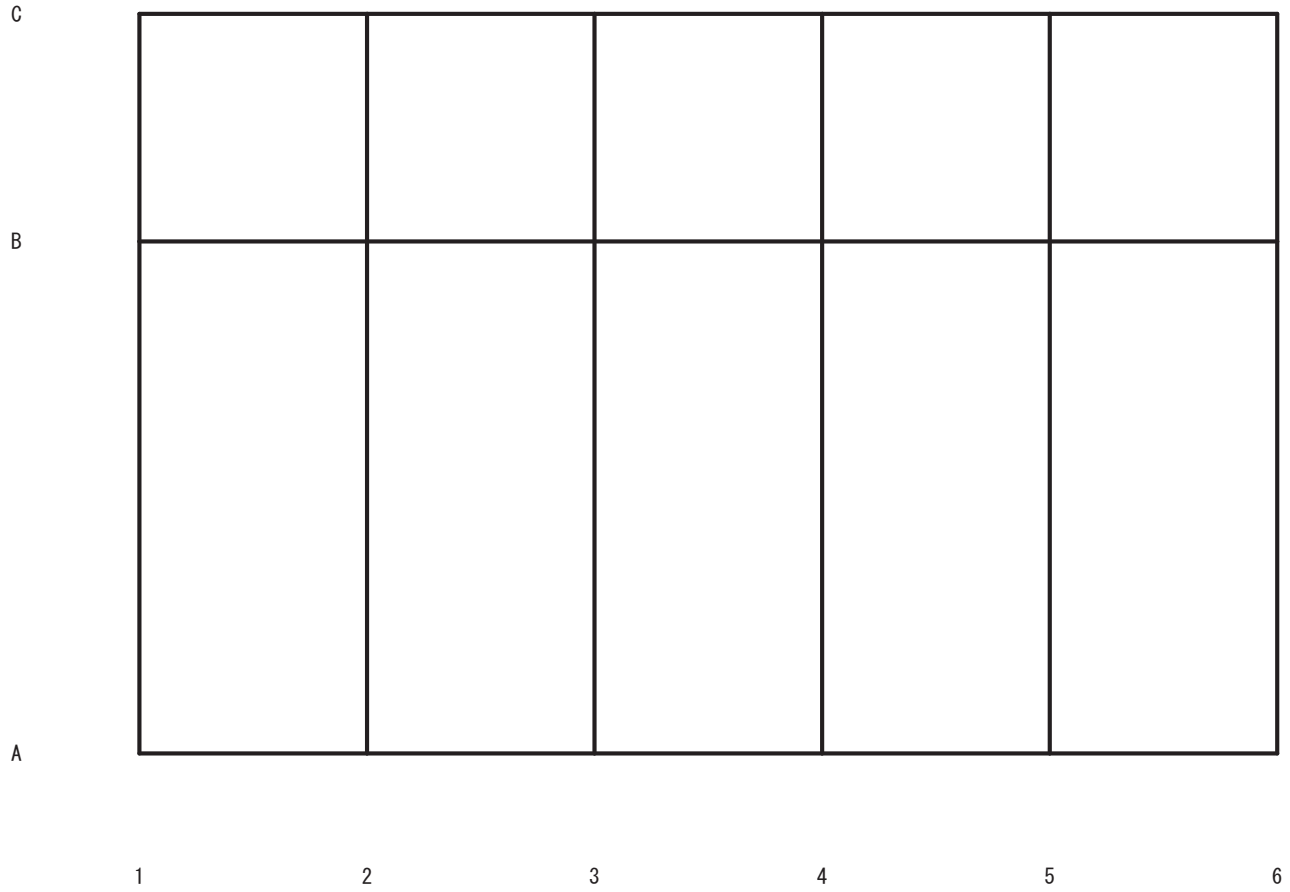

12F 階 (S=1/239)

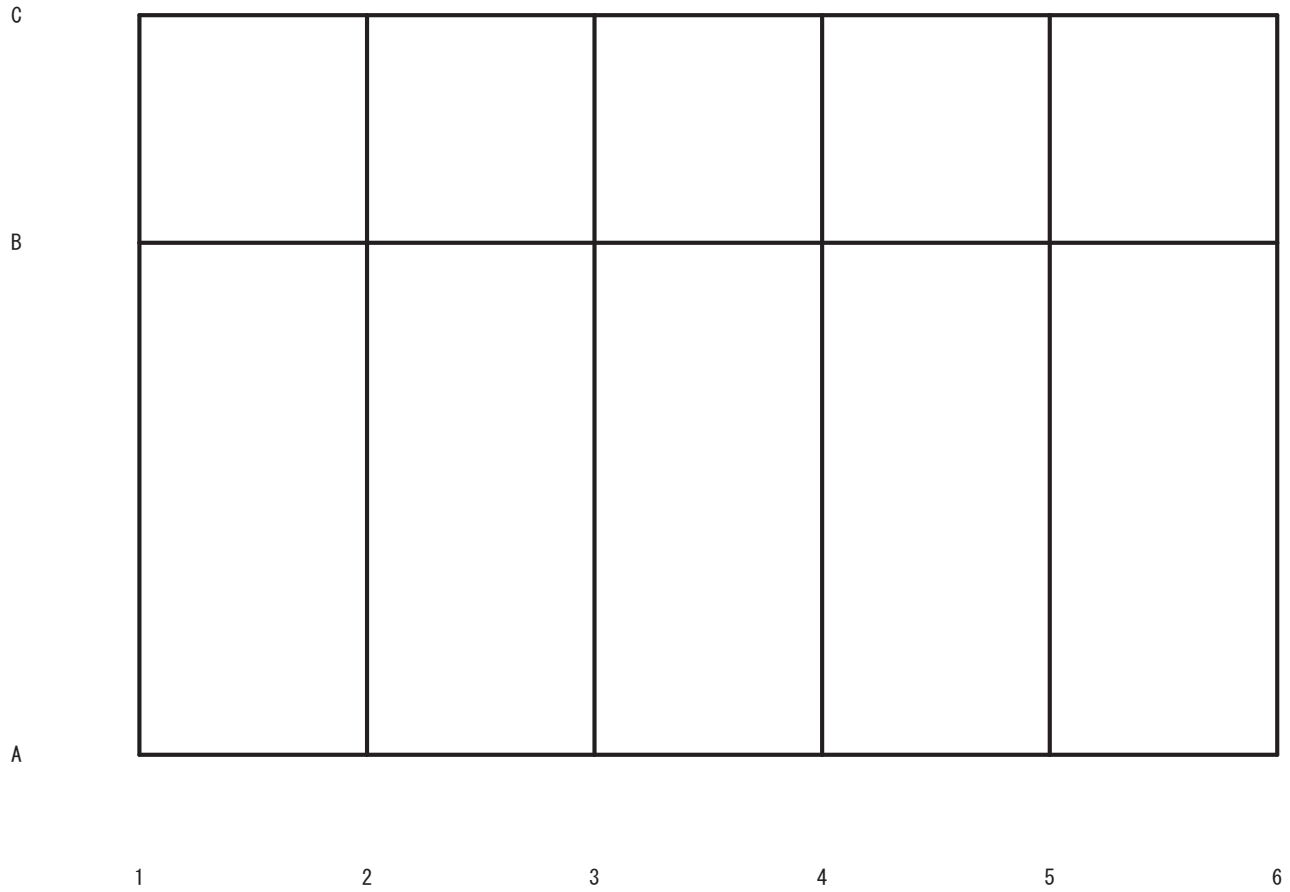

13F 階 (S=1/239)

（２）Ｓ柱の計算条件

１）計算指定：　検定計算（個別計算）
２）計算ルート：　ルート ３
３）許容応力度
　母材と同等の許容応力度を有するものとする
４）断面性能計算条件
　ア）ウェブのＺへの考慮：　考慮する
　イ）スカラップ孔径：　35.0 mm
　ウ）断面欠損率
　　Ｚの欠損率　：　0 %
　　Ａｓの欠損率：　0 %
　　Ａｎの欠損率：　0 %
　エ）幅厚比の計算
　　ＳＮ鋼材以外は、Ｓ規準による
　　ＳＮ鋼材は、規定値（Ｓ規準）による
５）曲げモーメントの検討
　ア）長期荷重時設計応力の計算位置
　　節点モーメント
　イ）短期荷重時設計応力の計算位置
　　フェースモーメント
　　フェースからの入り長さ：　0.0 cm
　ウ）Ｓ柱座屈長さ係数
　　計算値
　エ）許容圧縮応力度
　　告示平13国交告第1024号　第１、三、ロによる
　オ）許容曲げ応力度
　　告示平13国交告第1024号　第１、三、ハによる
　　短期曲げ許容応力度の計算方法は、短期応力を用い許容応力度を求めます
　カ）曲げモーメントの判定
　　$(\sigma c/fc+\sigma b/fb) \leqq 1.00$ をＯＫとする
６）せん断力の検討
　ア）柱せん断の検定に使用する垂直応力度
　　垂直応力度は、軸力のみを考慮する
　イ）せん断力の判定
　　$(\sqrt{(\sigma c \cdot \sigma c+3 \cdot \tau \cdot \tau)}/ft) \leqq 1.00$ をＯＫとする
７）地震時設計応力の割増率
　柱の応力割増率
　　応力割増タイプ：軸力・曲げモーメント・せん断力
　　応力割増率　　：1.0
８）冷間成形角形鋼管の応力割増率

鋼材種別	内ダイヤフラム	通しダイヤフラム	外ダイヤフラム
BCP	1.10	1.20	1.20
BCR	1.20	1.30	1.30
STKR	1.30	1.40	1.40

　ルート３のときは、ルート２と同様に柱がＳＴＫＲ材の露出柱脚部分のみ
　通しダイアフラムの割増率を考慮する

A-4.8　断面計算結果一覧

A-4.8.1 断面検定比図

（１）長期荷重時断面検定比図

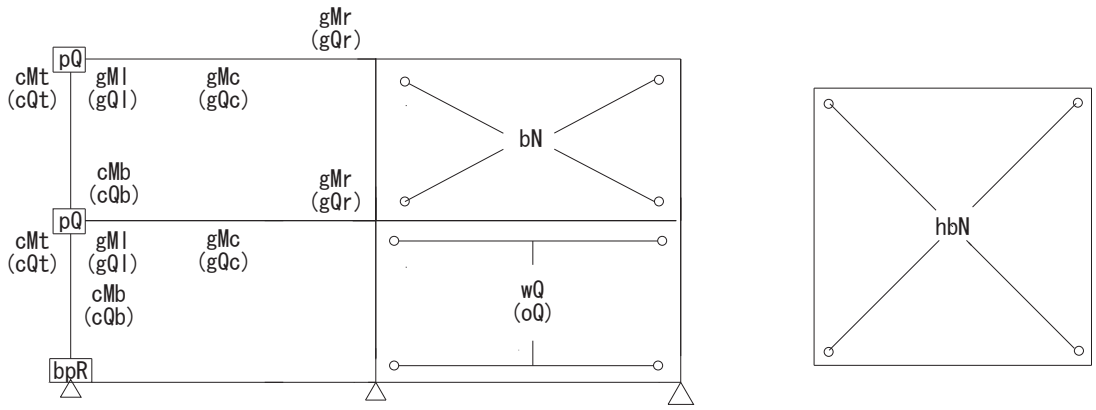

gMl　：はり左端の曲げモーメント検定値（※1）
gMc　：はり中央の曲げモーメント検定値（※1）
gMr　：はり右端の曲げモーメント検定値（※1）
(gQl)　：はり左端のせん断力検定値（※1）
(gQc)　：はり中央のせん断力検定値（※1）
(gQr)　：はり右端のせん断力検定値（※1）

cMt　：柱頭の軸力及び曲げモーメントを考慮した検定値
cMb　：柱脚の軸力及び曲げモーメントを考慮した検定値
(cQt)　：柱頭のせん断力検定値
(cQb)　：柱脚のせん断力検定値　＊：両方向壁付き箇所を示す

wQ　：壁のせん断力検定比
(oQ)　：壁の開口補強検定比

bN　：ブレースの軸力検定比

pQ　：接合部のせん断力検定比

bpR　：ベースプレートの検定比（※2）
M：曲げモーメント
Q：せん断力
N：軸力

hbN　：水平ブレースの軸力検定比

（※1）
はり検定比の端部には、max(端部検定比、ハンチ位置検定比）を出力します。
ただし、Ｓはりの場合や、ＳＲＣはりでハンチ位置より鉄骨継手位置の方が端部に近い場合は、
max(端部検定比、ハンチ位置検定比、継手位置検定比）を出力します。
また、端部がピン接合の場合の曲げモーメントの検定比は、端部には端部検定比を、
中央にはmax(ハンチ位置検定比、継手位置検定比、中央検定比）を出力します。
（※2）
ベースプレートの検定比には、プレート部の検定比は含みません。


14F
13F
12F
11F
10F
9F
8F
7F
6F
5F
4F
3F
2F
1F
4000
4025
4500
52550
7200
36000
1
2
3
4
5
6
A フレーム (S=1/272)


14F
13F
12F
11F
10F
9F
8F
7F
6F
5F
4F
3F
2F
1F
52550
4000
4025
4500
7200
36000
1
2
3
4
5
6

B フレーム (S=1/272)


14F
13F
12F
11F
10F
9F
8F
7F
6F
5F
4F
3F
2F
1F
52550
4000
4000
4025
4000
4000
4000
4000
4000
4025
4000
4000
4000
4000
4500
7200
7200
7200
7200
7200
36000
1
2
3
4
5
6

C フレーム (S=1/272)


14F
13F
12F
11F
10F
9F
8F
7F
6F
5F
4F
3F
2F
1F
52550
4000
4025
4500
16200
7200
23400
A
B
C

1 フレーム (S=1/272)


14F
13F
12F
11F
10F
9F
8F
7F
6F
5F
4F
3F
2F
1F
52550
4000
4025
4500
16200
7200
23400
A
B
C

2 フレーム (S=1/272)


14F
13F
12F
11F
10F
9F
8F
7F
6F
5F
4F
3F
2F
1F
52550
4000
4025
4500
16200
7200
23400
A
B
C

3 フレーム (S=1/272)


14F
13F
12F
11F
10F
9F
8F
7F
6F
5F
4F
3F
2F
1F
52550
4000
4025
4500
16200
7200
23400
A
B
C

4 フレーム (S=1/272)


14F
13F
12F
11F
10F
9F
8F
7F
6F
5F
4F
3F
2F
1F
52550
4000
4025
4500
16200
7200
23400
A
B
C

5 フレーム (S=1/272)


14F
13F
12F
11F
10F
9F
8F
7F
6F
5F
4F
3F
2F
1F
52550
4000
4025
4500
16200
7200
23400
A
B
C

6 フレーム (S=1/272)

（２）短期荷重時断面検定比図

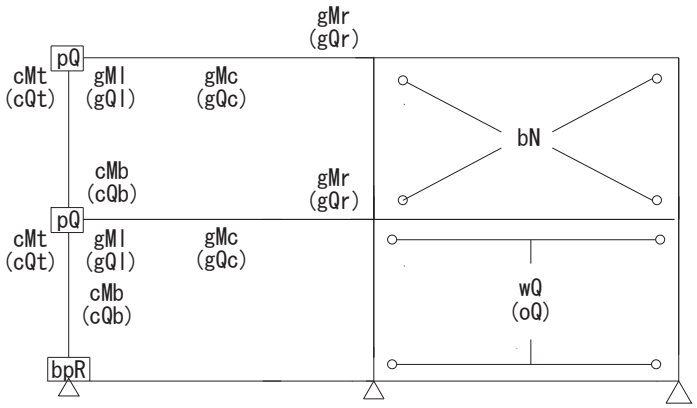

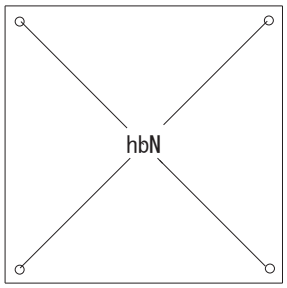

gMl　：はり左端の曲げモーメント検定値（※1）
gMc　：はり中央の曲げモーメント検定値（※1）
gMr　：はり右端の曲げモーメント検定値（※1）
(gQl)：はり左端のせん断力検定値（※1）
(gQc)：はり中央のせん断力検定値（※1）
(gQr)：はり右端のせん断力検定値（※1）

cMt　：柱頭の軸力及び曲げモーメントを考慮した検定値
cMb　：柱脚の軸力及び曲げモーメントを考慮した検定値
(cQt)：柱頭のせん断力検定値
(cQb)：柱脚のせん断力検定値　＊：両方向壁付き箇所を示す

wQ　：壁のせん断力検定比
(oQ)：壁の開口補強検定比

bN　：ブレースの軸力検定比

pQ　：接合部のせん断力検定比

bpR　：ベースプレートの検定比（※2）
　M：曲げモーメント
　Q：せん断力
　N：軸力

hbN　：水平ブレースの軸力検定比

（※1）
はり検定比の端部には、max(端部検定比、ハンチ位置検定比）を出力します。
ただし、Ｓはりの場合や、ＳＲＣはりでハンチ位置より鉄骨継手位置の方が端部に近い場合は、
max(端部検定比、ハンチ位置検定比、継手位置検定比）を出力します。
また、端部がピン接合の場合の曲げモーメントの検定比は、端部には端部検定比を、
中央にはmax(ハンチ位置検定比、継手位置検定比、中央検定比）を出力します。
（※2）
ベースプレートの検定比には、プレート部の検定比は含みません。

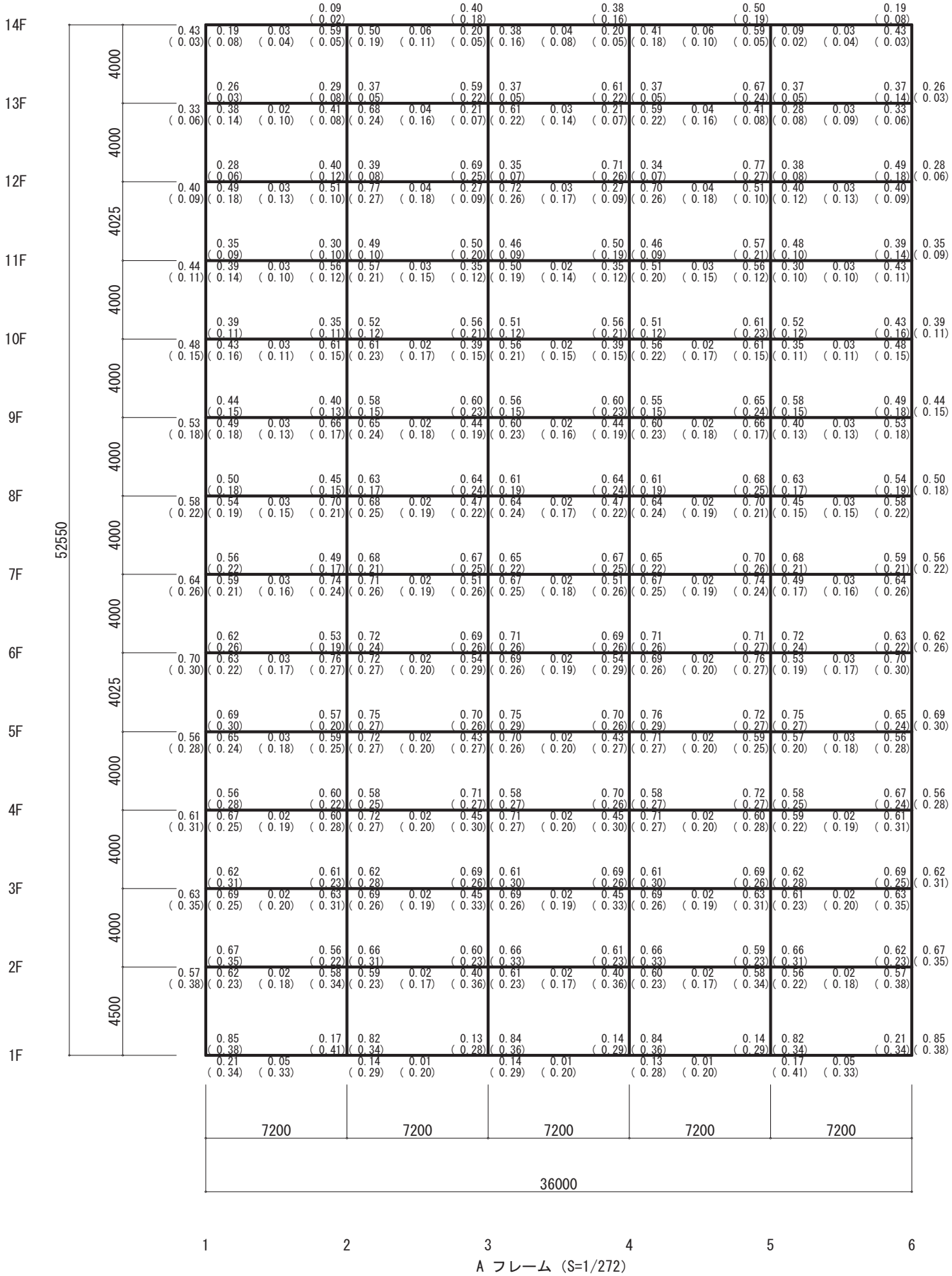
14F
13F
12F
11F
10F
9F
8F
7F
6F
5F
4F
3F
2F
1F
52550
4000
4025
4500
7200
36000
1
2
3
4
5
6

A フレーム (S=1/272)


14F
13F
12F
11F
10F
9F
8F
7F
6F
5F
4F
3F
2F
1F
52550
4000
4025
4500
7200
36000
1
2
3
4
5
6

B フレーム (S=1/272)


14F
13F
12F
11F
10F
9F
8F
7F
6F
5F
4F
3F
2F
1F
4000
4025
4500
52550
7200
36000
1
2
3
4
5
6

C フレーム (S=1/272)


14F
13F
12F
11F
10F
9F
8F
7F
6F
5F
4F
3F
2F
1F
52550
4000
4025
4500
16200
7200
23400
A
B
C

1 フレーム (S=1/272)


14F
13F
12F
11F
10F
9F
8F
7F
6F
5F
4F
3F
2F
1F
52550
4000
4025
4500
16200
7200
23400
A
B
C

2 フレーム (S=1/272)


14F
13F
12F
11F
10F
9F
8F
7F
6F
5F
4F
3F
2F
1F
52550
4000
4025
4500
16200
7200
23400
A
B
C

3 フレーム (S=1/272)


14F
13F
12F
11F
10F
9F
8F
7F
6F
5F
4F
3F
2F
1F
52550
4000
4025
4500
16200
7200
23400
A
B
C

4 フレーム (S=1/272)


14F
13F
12F
11F
10F
9F
8F
7F
6F
5F
4F
3F
2F
1F
52550
4000
4025
4500
16200
7200
23400
A
B
C

5 フレーム (S=1/272)


14F
13F
12F
11F
10F
9F
8F
7F
6F
5F
4F
3F
2F
1F
52550
4000
4025
4500
16200
7200
23400
A
B
C

6 フレーム (S=1/272)

（３）短期荷重時断面検定比図（地震荷重時）

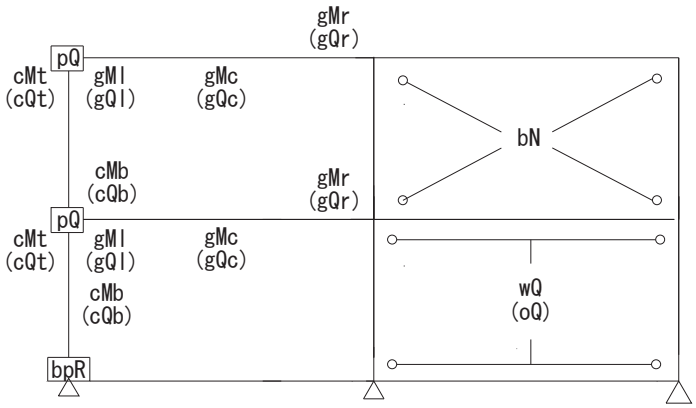

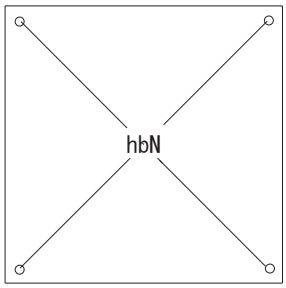

gMl　：はり左端の曲げモーメント検定値（※1）
gMc　：はり中央の曲げモーメント検定値（※1）
gMr　：はり右端の曲げモーメント検定値（※1）
(gQl)：はり左端のせん断力検定値（※1）
(gQc)：はり中央のせん断力検定値（※1）
(gQr)：はり右端のせん断力検定値（※1）

cMt　：柱頭の軸力及び曲げモーメントを考慮した検定値
cMb　：柱脚の軸力及び曲げモーメントを考慮した検定値
(cQt)：柱頭のせん断力検定値
(cQb)：柱脚のせん断力検定値　＊：両方向壁付き箇所を示す

wQ　：壁のせん断力検定比
(oQ)：壁の開口補強検定比

bN　：ブレースの軸力検定比

pQ　：接合部のせん断力検定比

bpR　：ベースプレートの検定比（※2）
　M：曲げモーメント
　Q：せん断力
　N：軸力

hbN　：水平ブレースの軸力検定比

（※1）
はり検定比の端部には、max(端部検定比、ハンチ位置検定比）を出力します。
ただし、Ｓはりの場合や、ＳＲＣはりでハンチ位置より鉄骨継手位置の方が端部に近い場合は、
max(端部検定比、ハンチ位置検定比、継手位置検定比）を出力します。
また、端部がピン接合の場合の曲げモーメントの検定比は、端部には端部検定比を、
中央にはmax(ハンチ位置検定比、継手位置検定比、中央検定比）を出力します。
（※2）
ベースプレートの検定比には、プレート部の検定比は含みません。


14F
13F
12F
11F
10F
9F
8F
7F
6F
5F
4F
3F
2F
1F
4000
4025
4500
52550
7200
36000
1
2
3
4
5
6

A フレーム (S=1/272)


14F
13F
12F
11F
10F
9F
8F
7F
6F
5F
4F
3F
2F
1F
4000
4025
4500
52550
7200
36000
1
2
3
4
5
6

B フレーム (S=1/272)


14F
13F
12F
11F
10F
9F
8F
7F
6F
5F
4F
3F
2F
1F
4000
4025
4500
52550
7200
36000
1
2
3
4
5
6

C フレーム (S=1/272)


14F
13F
12F
11F
10F
9F
8F
7F
6F
5F
4F
3F
2F
1F
52550
4000
4025
4500
16200
7200
23400
A
B
C

1 フレーム (S=1/272)


14F
13F
12F
11F
10F
9F
8F
7F
6F
5F
4F
3F
2F
1F
52550
4000
4025
4500
16200
7200
23400
A
B
C

2 フレーム (S=1/272)


14F
13F
12F
11F
10F
9F
8F
7F
6F
5F
4F
3F
2F
1F
52550
4000
4025
4500
16200
7200
23400
A
B
C

3 フレーム (S=1/272)


14F
13F
12F
11F
10F
9F
8F
7F
6F
5F
4F
3F
2F
1F
52550
4000
4025
4500
16200
7200
23400
A
B
C

4 フレーム (S=1/272)


14F
13F
12F
11F
10F
9F
8F
7F
6F
5F
4F
3F
2F
1F
52550
4000
4025
4500
16200
7200
23400
A
B
C

5 フレーム (S=1/272)


14F
13F
12F
11F
10F
9F
8F
7F
6F
5F
4F
3F
2F
1F
52550
4000
4025
4500
16200
7200
23400
A
B
C

6 フレーム (S=1/272)

A-4.8.2　はり断面計算結果

（１）ＲＣはり断面計算結果　　（検定計算）

判定
最大曲げ応力度比 最大せん断応力度比

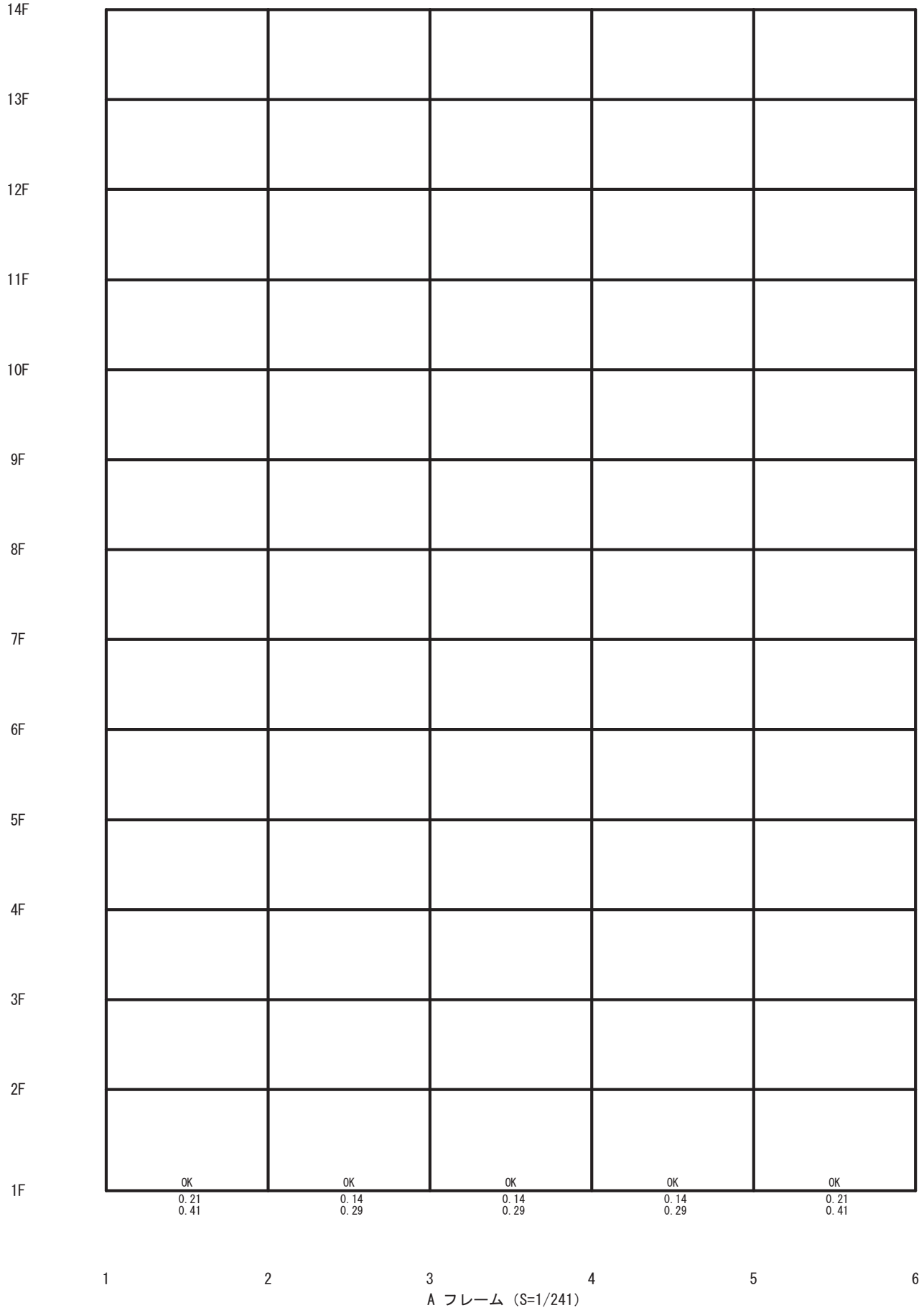
14F
13F
12F
11F
10F
9F
8F
7F
6F
5F
4F
3F
2F
1F
OK
0.21
0.41
OK
0.14
0.29
OK
0.14
0.29
OK
0.14
0.29
OK
0.21
0.41
1
2
3
4
5
6

A フレーム (S=1/241)

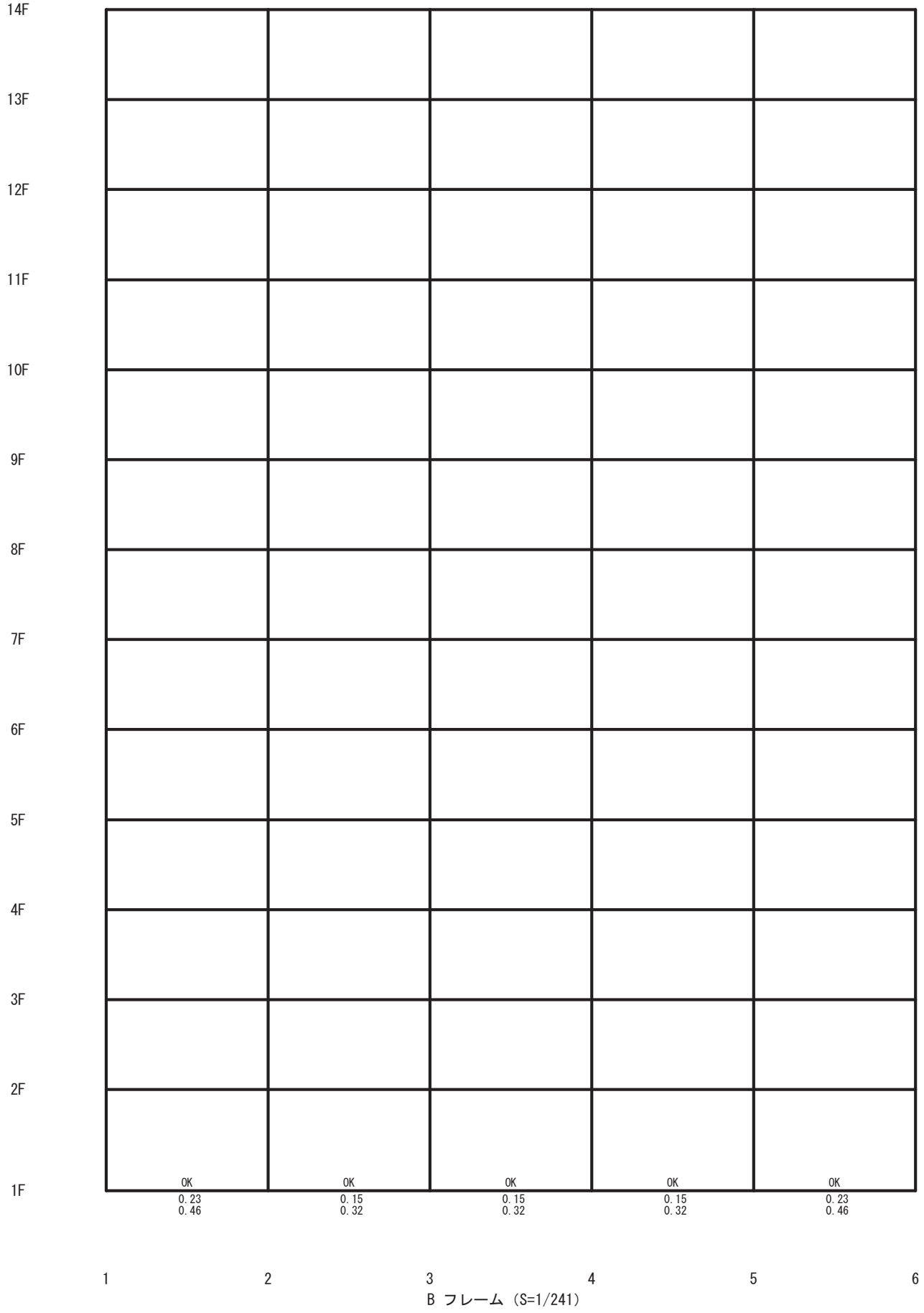
14F
13F
12F
11F
10F
9F
8F
7F
6F
5F
4F
3F
2F
1F
OK
0.23
0.46
OK
0.15
0.32
OK
0.15
0.32
OK
0.15
0.32
OK
0.23
0.46
1
2
3
4
5
6

B フレーム (S=1/241)

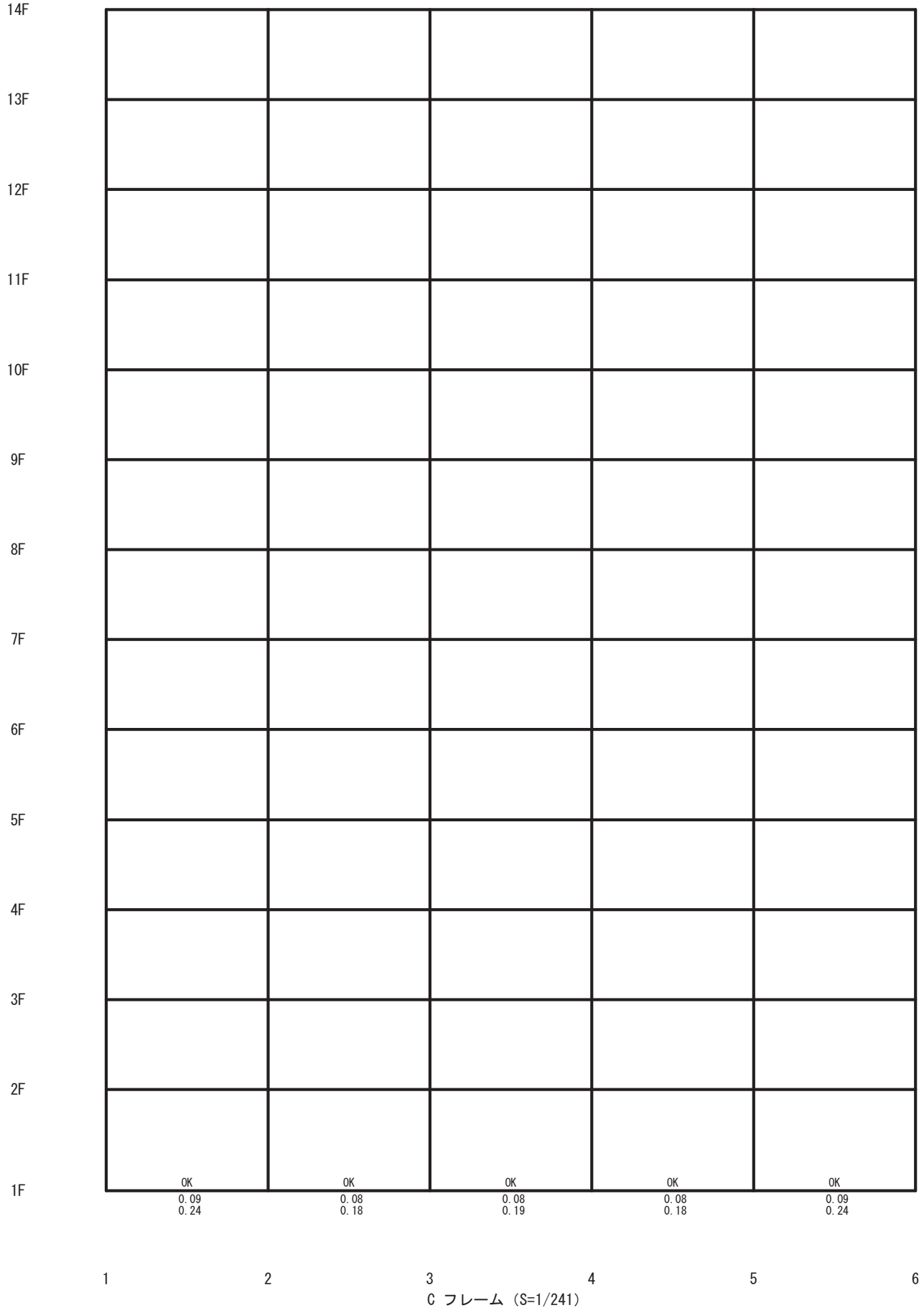
14F
13F
12F
11F
10F
9F
8F
7F
6F
5F
4F
3F
2F
1F
OK
0.09
0.24
OK
0.08
0.18
OK
0.08
0.19
OK
0.08
0.18
OK
0.09
0.24
1
2
3
4
5
6

C フレーム (S=1/241)


14F
13F
12F
11F
10F
9F
8F
7F
6F
5F
4F
3F
2F
1F
OK
0.32
0.37
OK
0.22
0.29
A
B
C

1 フレーム (S=1/241)

14F
13F
12F
11F
10F
9F
8F
7F
6F
5F
4F
3F
2F
1F
OK
0.43
0.46
OK
0.29
0.36
A
B
C

2 フレーム (S=1/241)

14F
13F
12F
11F
10F
9F
8F
7F
6F
5F
4F
3F
2F
1F
OK
0.43
0.46
OK
0.29
0.36
A
B
C

3 フレーム (S=1/241)

14F
13F
12F
11F
10F
9F
8F
7F
6F
5F
4F
3F
2F
1F
OK
0.43
0.45
OK
0.29
0.36
A
B
C

4 フレーム (S=1/241)

14F
13F
12F
11F
10F
9F
8F
7F
6F
5F
4F
3F
2F
1F
OK
0.43
0.45
OK
0.28
0.36
A
B
C

5 フレーム (S=1/241)


14F
13F
12F
11F
10F
9F
8F
7F
6F
5F
4F
3F
2F
1F
OK
0.32
0.37
OK
0.22
0.28
A
B
C

6 フレーム (S=1/241)

（２）Ｓはり断面計算結果　　（検定計算）

判定
最大曲げ応力度比 最大せん断応力度比

	1	2	3	4	5	6
14F	OK 0.19 0.09	OK 0.50 0.19	OK 0.38 0.16	OK 0.50 0.19	OK 0.19 0.09	
13F	OK 0.38 0.14	OK 0.68 0.24	OK 0.61 0.22	OK 0.67 0.24	OK 0.37 0.14	
12F	OK 0.49 0.18	OK 0.77 0.27	OK 0.72 0.26	OK 0.77 0.27	OK 0.49 0.18	
11F	OK 0.39 0.14	OK 0.57 0.21	OK 0.50 0.19	OK 0.57 0.21	OK 0.39 0.14	
10F	OK 0.43 0.16	OK 0.61 0.23	OK 0.56 0.21	OK 0.61 0.23	OK 0.43 0.16	
9F	OK 0.49 0.18	OK 0.65 0.24	OK 0.60 0.23	OK 0.65 0.24	OK 0.49 0.18	
8F	OK 0.54 0.19	OK 0.68 0.25	OK 0.64 0.24	OK 0.68 0.25	OK 0.54 0.19	
7F	OK 0.59 0.21	OK 0.71 0.26	OK 0.67 0.25	OK 0.70 0.26	OK 0.59 0.21	
6F	OK 0.63 0.22	OK 0.72 0.27	OK 0.69 0.26	OK 0.71 0.27	OK 0.63 0.22	
5F	OK 0.65 0.24	OK 0.72 0.27	OK 0.70 0.26	OK 0.72 0.27	OK 0.65 0.24	
4F	OK 0.67 0.25	OK 0.72 0.27	OK 0.71 0.27	OK 0.72 0.27	OK 0.67 0.24	
3F	OK 0.69 0.25	OK 0.69 0.26	OK 0.69 0.26	OK 0.69 0.26	OK 0.69 0.25	
2F	OK 0.62 0.23	OK 0.60 0.23	OK 0.61 0.23	OK 0.60 0.23	OK 0.62 0.23	
1F						

A フレーム (S=1/241)

	1	2	3	4	5	6
14F	OK 0.26 0.13	OK 0.62 0.25	OK 0.48 0.22	OK 0.63 0.25	OK 0.25 0.13	
13F	OK 0.50 0.19	OK 0.82 0.31	OK 0.75 0.29	OK 0.84 0.31	OK 0.48 0.18	
12F	OK 0.62 0.23	OK 0.93 0.34	OK 0.88 0.32	OK 0.95 0.35	OK 0.61 0.23	
11F	OK 0.49 0.18	OK 0.68 0.26	OK 0.60 0.24	OK 0.69 0.26	OK 0.48 0.17	
10F	OK 0.54 0.20	OK 0.73 0.28	OK 0.67 0.26	OK 0.74 0.28	OK 0.53 0.19	
9F	OK 0.61 0.22	OK 0.77 0.29	OK 0.72 0.28	OK 0.78 0.30	OK 0.60 0.22	
8F	OK 0.66 0.24	OK 0.80 0.31	OK 0.76 0.29	OK 0.81 0.31	OK 0.65 0.23	
7F	OK 0.70 0.25	OK 0.83 0.31	OK 0.78 0.30	OK 0.83 0.32	OK 0.69 0.25	
6F	OK 0.75 0.27	OK 0.84 0.32	OK 0.81 0.31	OK 0.84 0.32	OK 0.74 0.26	
5F	OK 0.76 0.28	OK 0.84 0.32	OK 0.82 0.31	OK 0.85 0.33	OK 0.76 0.28	
4F	OK 0.78 0.29	OK 0.83 0.32	OK 0.82 0.31	OK 0.84 0.32	OK 0.77 0.28	
3F	OK 0.80 0.29	OK 0.80 0.31	OK 0.80 0.31	OK 0.81 0.31	OK 0.79 0.29	
2F	OK 0.71 0.26	OK 0.69 0.27	OK 0.71 0.28	OK 0.69 0.27	OK 0.70 0.26	
1F						

B フレーム (S=1/241)

	1	2	3	4	5
14F	OK 0.27 0.14	OK 0.31 0.14	OK 0.28 0.14	OK 0.36 0.15	OK 0.23 0.12
13F	OK 0.42 0.12	OK 0.50 0.20	OK 0.51 0.20	OK 0.41 0.12	OK 0.38 0.11
12F	OK 0.50 0.14	OK 0.59 0.23	OK 0.60 0.23	OK 0.47 0.14	OK 0.46 0.13
11F	OK 0.41 0.10	OK 0.40 0.15	OK 0.40 0.15	OK 0.37 0.10	OK 0.37 0.10
10F	OK 0.45 0.12	OK 0.44 0.16	OK 0.44 0.16	OK 0.40 0.11	OK 0.42 0.11
9F	OK 0.49 0.13	OK 0.47 0.17	OK 0.47 0.17	OK 0.43 0.12	OK 0.46 0.12
8F	OK 0.54 0.14	OK 0.51 0.18	OK 0.52 0.18	OK 0.46 0.13	OK 0.51 0.13
7F	OK 0.58 0.15	OK 0.55 0.19	OK 0.56 0.20	OK 0.49 0.13	OK 0.55 0.14
6F	OK 0.60 0.15	OK 0.55 0.20	OK 0.57 0.20	OK 0.49 0.13	OK 0.58 0.15
5F	OK 0.62 0.16	OK 0.61 0.21	OK 0.62 0.22	OK 0.53 0.15	OK 0.61 0.16
4F	OK 0.64 0.17	OK 0.65 0.23	OK 0.66 0.23	OK 0.55 0.15	OK 0.63 0.17
3F	OK 0.63 0.17	OK 0.63 0.22	OK 0.64 0.22	OK 0.53 0.15	OK 0.62 0.17
2F	OK 0.57 0.15	OK 0.56 0.20	OK 0.57 0.20	OK 0.46 0.13	OK 0.57 0.16
1F					

C フレーム (S=1/241)

	A	B	C
14F	OK 0.43 0.14		OK 0.22 0.13
13F	OK 0.57 0.12		OK 0.41 0.16
12F	OK 0.65 0.13		OK 0.48 0.18
11F	OK 0.72 0.14		OK 0.56 0.21
10F	OK 0.79 0.14		OK 0.62 0.22
9F	OK 0.84 0.15		OK 0.67 0.24
8F	OK 0.87 0.15		OK 0.72 0.25
7F	OK 0.90 0.16		OK 0.77 0.26
6F	OK 0.91 0.16		OK 0.77 0.26
5F	OK 0.86 0.15		OK 0.75 0.26
4F	OK 0.83 0.15		OK 0.75 0.26
3F	OK 0.81 0.15		OK 0.73 0.25
2F	OK 0.73 0.14		OK 0.68 0.24
1F			

1 フレーム (S=1/241)

	A	B	C
14F	OK 0.70 0.25		OK 0.42 0.24
13F	OK 0.80 0.21		OK 0.44 0.23
12F	OK 0.88 0.21		OK 0.51 0.23
11F	OK 0.80 0.22		OK 0.59 0.26
10F	OK 0.86 0.22		OK 0.65 0.28
9F	OK 0.91 0.23		OK 0.72 0.30
8F	OK 0.93 0.23		OK 0.67 0.29
7F	OK 0.96 0.23		OK 0.74 0.31
6F	OK 0.97 0.24		OK 0.75 0.32
5F	OK 0.85 0.23		OK 0.72 0.24
4F	OK 0.83 0.23		OK 0.80 0.26
3F	OK 0.81 0.23		OK 0.78 0.25
2F	OK 0.73 0.21		OK 0.72 0.23
1F			

2 フレーム (S=1/241)

	A	B	C
14F	OK 0.71 0.25		OK 0.41 0.24
13F	OK 0.80 0.21		OK 0.46 0.25
12F	OK 0.88 0.21		OK 0.54 0.24
11F	OK 0.80 0.22		OK 0.62 0.26
10F	OK 0.86 0.22		OK 0.69 0.29
9F	OK 0.91 0.23		OK 0.76 0.31
8F	OK 0.94 0.23		OK 0.70 0.30
7F	OK 0.96 0.23		OK 0.77 0.32
6F	OK 0.97 0.24		OK 0.78 0.33
5F	OK 0.85 0.23		OK 0.73 0.24
4F	OK 0.83 0.23		OK 0.82 0.26
3F	OK 0.81 0.23		OK 0.81 0.26
2F	OK 0.73 0.21		OK 0.75 0.24
1F			

3 フレーム (S=1/241)

	A	B	C
14F	OK 0.70 0.25		OK 0.37 0.23
13F	OK 0.80 0.21		OK 0.46 0.22
12F	OK 0.88 0.21		OK 0.53 0.22
11F	OK 0.80 0.22		OK 0.60 0.24
10F	OK 0.86 0.22		OK 0.67 0.26
9F	OK 0.91 0.23		OK 0.73 0.28
8F	OK 0.93 0.23		OK 0.68 0.28
7F	OK 0.96 0.23		OK 0.75 0.30
6F	OK 0.97 0.24		OK 0.76 0.30
5F	OK 0.85 0.23		OK 0.72 0.23
4F	OK 0.83 0.23		OK 0.80 0.25
3F	OK 0.81 0.23		OK 0.78 0.25
2F	OK 0.73 0.21		OK 0.71 0.23
1F			

4 フレーム (S=1/241)

	A	B	C
14F	OK 0.70 0.25		OK 0.37 0.23
13F	OK 0.79 0.21		OK 0.44 0.21
12F	OK 0.87 0.21		OK 0.50 0.21
11F	OK 0.79 0.22		OK 0.57 0.23
10F	OK 0.86 0.22		OK 0.63 0.25
9F	OK 0.90 0.23		OK 0.69 0.27
8F	OK 0.93 0.23		OK 0.66 0.27
7F	OK 0.95 0.23		OK 0.72 0.29
6F	OK 0.96 0.23		OK 0.73 0.29
5F	OK 0.84 0.23		OK 0.70 0.23
4F	OK 0.83 0.23		OK 0.78 0.24
3F	OK 0.81 0.23		OK 0.75 0.24
2F	OK 0.73 0.21		OK 0.68 0.22
1F			

5 フレーム (S=1/241)

	A	B	C
14F	OK 0.44 0.14		OK 0.22 0.13
13F	OK 0.57 0.12		OK 0.41 0.16
12F	OK 0.65 0.13		OK 0.48 0.18
11F	OK 0.72 0.14		OK 0.55 0.20
10F	OK 0.78 0.14		OK 0.62 0.22
9F	OK 0.83 0.15		OK 0.67 0.24
8F	OK 0.86 0.15		OK 0.71 0.25
7F	OK 0.89 0.16		OK 0.76 0.26
6F	OK 0.90 0.16		OK 0.76 0.26
5F	OK 0.85 0.15		OK 0.74 0.26
4F	OK 0.82 0.15		OK 0.74 0.26
3F	OK 0.81 0.15		OK 0.72 0.25
2F	OK 0.73 0.14		OK 0.67 0.24
1F			

6 フレーム (S=1/241)

A-4.8.3　柱断面計算結果

（１）Ｓ柱断面計算結果　（検定計算）

判定
最大曲げ応力度比
最大せん断応力度比

	1	2	3	4	5	6
14F	OK 0.45 0.07 OK	OK 0.69 0.12 OK	OK 0.61 0.13 OK	OK 0.61 0.13 OK	OK 0.68 0.12 OK	0.46 0.08
13F	OK 0.33 0.08 OK	OK 0.41 0.10 OK	OK 0.37 0.10 OK	OK 0.36 0.10 OK	OK 0.41 0.10 OK	0.33 0.08
12F	OK 0.40 0.10 OK	OK 0.51 0.13 OK	OK 0.48 0.14 OK	OK 0.48 0.14 OK	OK 0.51 0.13 OK	0.40 0.10
11F	OK 0.44 0.12 OK	OK 0.56 0.16 OK	OK 0.53 0.17 OK	OK 0.53 0.17 OK	OK 0.56 0.16 OK	0.43 0.12
10F	OK 0.48 0.15 OK	OK 0.61 0.19 OK	OK 0.59 0.20 OK	OK 0.59 0.20 OK	OK 0.61 0.19 OK	0.48 0.15
9F	OK 0.53 0.18 OK	OK 0.66 0.21 OK	OK 0.64 0.23 OK	OK 0.64 0.23 OK	OK 0.66 0.21 OK	0.53 0.18
8F	OK 0.58 0.22 OK	OK 0.70 0.24 OK	OK 0.68 0.26 OK	OK 0.68 0.26 OK	OK 0.70 0.24 OK	0.58 0.22
7F	OK 0.64 0.26 OK	OK 0.74 0.27 OK	OK 0.73 0.30 OK	OK 0.73 0.30 OK	OK 0.74 0.27 OK	0.64 0.26
6F	OK 0.70 0.30 OK	OK 0.76 0.30 OK	OK 0.75 0.33 OK	OK 0.76 0.33 OK	OK 0.76 0.31 OK	0.70 0.30
5F	OK 0.56 0.28 OK	OK 0.59 0.28 OK	OK 0.58 0.31 OK	OK 0.58 0.31 OK	OK 0.59 0.28 OK	0.56 0.28
4F	OK 0.62 0.31 OK	OK 0.62 0.31 OK	OK 0.61 0.33 OK	OK 0.61 0.33 OK	OK 0.62 0.31 OK	0.62 0.31
3F	OK 0.67 0.35 OK	OK 0.66 0.34 OK	OK 0.66 0.36 OK	OK 0.66 0.36 OK	OK 0.66 0.34 OK	0.67 0.35
2F	OK 0.85 0.38 OK	OK 0.82 0.37 OK	OK 0.84 0.39 OK	OK 0.84 0.39 OK	OK 0.82 0.37 OK	0.85 0.38
1F						

A フレーム (S=1/241)

	1	2	3	4	5	6
14F	OK 0.46 0.08 OK	OK 0.60 0.11 OK	OK 0.48 0.11 OK	OK 0.50 0.11 OK	OK 0.61 0.11 OK	0.45 0.08
13F	OK 0.36 0.08 OK	OK 0.41 0.10 OK	OK 0.36 0.11 OK	OK 0.37 0.11 OK	OK 0.42 0.11 OK	0.35 0.08
12F	OK 0.45 0.11 OK	OK 0.53 0.14 OK	OK 0.47 0.15 OK	OK 0.49 0.15 OK	OK 0.53 0.14 OK	0.44 0.11
11F	OK 0.48 0.14 OK	OK 0.58 0.18 OK	OK 0.54 0.20 OK	OK 0.55 0.19 OK	OK 0.59 0.17 OK	0.47 0.13
10F	OK 0.53 0.17 OK	OK 0.64 0.22 OK	OK 0.61 0.24 OK	OK 0.62 0.24 OK	OK 0.65 0.21 OK	0.52 0.17
9F	OK 0.56 0.21 OK	OK 0.69 0.26 OK	OK 0.67 0.29 OK	OK 0.68 0.28 OK	OK 0.69 0.25 OK	0.55 0.21
8F	OK 0.60 0.25 OK	OK 0.75 0.30 OK	OK 0.73 0.33 OK	OK 0.74 0.32 OK	OK 0.75 0.29 OK	0.60 0.25
7F	OK 0.67 0.29 OK	OK 0.80 0.34 OK	OK 0.78 0.38 OK	OK 0.79 0.37 OK	OK 0.79 0.33 OK	0.66 0.29
6F	OK 0.72 0.34 OK	OK 0.85 0.38 OK	OK 0.85 0.42 OK	OK 0.86 0.41 OK	OK 0.85 0.37 OK	0.71 0.33
5F	OK 0.59 0.31 OK	OK 0.67 0.35 OK	OK 0.68 0.39 OK	OK 0.68 0.38 OK	OK 0.67 0.34 OK	0.58 0.31
4F	OK 0.64 0.35 OK	OK 0.68 0.38 OK	OK 0.69 0.42 OK	OK 0.68 0.41 OK	OK 0.68 0.37 OK	0.63 0.35
3F	OK 0.70 0.40 OK	OK 0.74 0.42 OK	OK 0.71 0.46 OK	OK 0.71 0.45 OK	OK 0.74 0.41 OK	0.69 0.39
2F	OK 0.88 0.43 OK	OK 0.91 0.46 OK	OK 0.85 0.51 OK	OK 0.85 0.49 OK	OK 0.90 0.45 OK	0.87 0.43
1F						

B フレーム (S=1/241)

	1	2	3	4	5	6
14F	OK 0.35 0.05 OK	OK 0.38 0.06 OK	OK 0.41 0.06 OK	OK 0.45 0.07 OK	OK 0.40 0.07 OK	0.33 0.05
13F	OK 0.29 0.06 OK	OK 0.38 0.08 OK	OK 0.41 0.09 OK	OK 0.40 0.09 OK	OK 0.33 0.08 OK	0.28 0.06
12F	OK 0.38 0.09 OK	OK 0.49 0.12 OK	OK 0.52 0.13 OK	OK 0.52 0.12 OK	OK 0.43 0.11 OK	0.37 0.09
11F	OK 0.45 0.12 OK	OK 0.55 0.15 OK	OK 0.59 0.17 OK	OK 0.58 0.16 OK	OK 0.49 0.13 OK	0.43 0.12
10F	OK 0.51 0.15 OK	OK 0.61 0.19 OK	OK 0.66 0.21 OK	OK 0.63 0.19 OK	OK 0.53 0.16 OK	0.49 0.15
9F	OK 0.55 0.18 OK	OK 0.69 0.23 OK	OK 0.71 0.26 OK	OK 0.69 0.23 OK	OK 0.63 0.20 OK	0.53 0.18
8F	OK 0.52 0.17 OK	OK 0.71 0.23 OK	OK 0.71 0.25 OK	OK 0.71 0.23 OK	OK 0.66 0.20 OK	0.50 0.17
7F	OK 0.56 0.20 OK	OK 0.74 0.27 OK	OK 0.75 0.29 OK	OK 0.74 0.27 OK	OK 0.68 0.24 OK	0.54 0.20
6F	OK 0.58 0.23 OK	OK 0.83 0.31 OK	OK 0.85 0.34 OK	OK 0.83 0.31 OK	OK 0.77 0.27 OK	0.56 0.22
5F	OK 0.38 0.18 OK	OK 0.71 0.28 OK	OK 0.73 0.30 OK	OK 0.72 0.28 OK	OK 0.67 0.25 OK	0.37 0.18
4F	OK 0.41 0.20 OK	OK 0.71 0.31 OK	OK 0.73 0.34 OK	OK 0.71 0.32 OK	OK 0.66 0.28 OK	0.40 0.20
3F	OK 0.43 0.22 OK	OK 0.77 0.36 OK	OK 0.80 0.39 OK	OK 0.77 0.36 OK	OK 0.71 0.32 OK	0.42 0.21
2F	OK 0.60 0.24 OK	OK 0.83 0.40 OK	OK 0.87 0.43 OK	OK 0.83 0.40 OK	OK 0.77 0.35 OK	0.59 0.24
1F						

C フレーム (S=1/241)

§３．保有水平耐力計算結果

U-1 長期荷重時応力・層せん断力

U-1.3　層せん断力

U-1.3.1　地震時層せん断力算定の諸数値

地域係数	Z	1.000	
地盤種別		第 2 種地盤	
		Ｘ方向	Ｙ方向
標準せん断力係数	Co	1.000	1.000
１次固有周期	T	1.560(秒)	1.560(秒)
自動計算時の 最小せん断力係数	Ci	Ci = 0.615 (Rt = 0.615)	Ci = 0.615 (Rt = 0.615)
用途係数	U	1.000	

U-1.3.4　層重量・層せん断力係数

・Ds算定時、保有水平耐力時 共通

Ｘ方向正加力

層名	層重量 Wi	総重量 ΣW	層せん断力係数 Ci	層せん断力 Qi	分布形
14F	7237.46	7237.46	1.697	12281.05	2.757
13F	5823.63	13061.09	1.387	18120.45	2.254
12F	5823.63	18884.71	1.223	23092.39	1.987
11F	5882.71	24767.42	1.110	27494.55	1.804
10F	5882.71	30650.13	1.024	31384.44	1.664
9F	5882.71	36532.83	0.953	34821.59	1.549
8F	5903.02	42435.85	0.892	37851.88	1.449
7F	5910.32	48346.17	0.837	40489.88	1.361
6F	5910.32	54256.48	0.788	42748.60	1.280
5F	5998.57	60255.05	0.741	44666.04	1.205
4F	6047.71	66302.77	0.697	46226.72	1.133
3F	6047.71	72350.48	0.655	47421.25	1.065
2F	6069.13	78419.62	0.615	48258.23	1.000

Ｘ方向負加力

層名	層重量 Wi	総重量 ΣW	層せん断力係数 Ci	層せん断力 Qi	分布形
14F	7237.46	7237.46	1.697	12281.05	2.757
13F	5823.63	13061.09	1.387	18120.45	2.254
12F	5823.63	18884.71	1.223	23092.39	1.987
11F	5882.71	24767.42	1.110	27494.55	1.804
10F	5882.71	30650.13	1.024	31384.44	1.664
9F	5882.71	36532.83	0.953	34821.59	1.549
8F	5903.02	42435.85	0.892	37851.88	1.449
7F	5910.32	48346.17	0.837	40489.88	1.361
6F	5910.32	54256.48	0.788	42748.60	1.280
5F	5998.57	60255.05	0.741	44666.04	1.205
4F	6047.71	66302.77	0.697	46226.72	1.133
3F	6047.71	72350.48	0.655	47421.25	1.065
2F	6069.13	78419.62	0.615	48258.23	1.000

Ｙ方向正加力

層名	層重量 Wi	総重量 ΣW	層せん断力係数 Ci	層せん断力 Qi	分布形
14F	7237.46	7237.46	1.697	12281.05	2.757
13F	5823.63	13061.09	1.387	18120.45	2.254
12F	5823.63	18884.71	1.223	23092.39	1.987
11F	5882.71	24767.42	1.110	27494.55	1.804
10F	5882.71	30650.13	1.024	31384.44	1.664
9F	5882.71	36532.83	0.953	34821.59	1.549
8F	5903.02	42435.85	0.892	37851.88	1.449
7F	5910.32	48346.17	0.837	40489.88	1.361
6F	5910.32	54256.48	0.788	42748.60	1.280
5F	5998.57	60255.05	0.741	44666.04	1.205
4F	6047.71	66302.77	0.697	46226.72	1.133

層名	層重量 Wi	総重量 ΣW	層せん断力係数 Ci	層せん断力 Qi	分布形
3F	6047.71	72350.48	0.655	47421.25	1.065
2F	6069.13	78419.62	0.615	48258.23	1.000

Ｙ方向負加力

層名	層重量 Wi	総重量 ΣW	層せん断力係数 Ci	層せん断力 Qi	分布形
14F	7237.46	7237.46	1.697	12281.05	2.757
13F	5823.63	13061.09	1.387	18120.45	2.254
12F	5823.63	18884.71	1.223	23092.39	1.987
11F	5882.71	24767.42	1.110	27494.55	1.804
10F	5882.71	30650.13	1.024	31384.44	1.664
9F	5882.71	36532.83	0.953	34821.59	1.549
8F	5903.02	42435.85	0.892	37851.88	1.449
7F	5910.32	48346.17	0.837	40489.88	1.361
6F	5910.32	54256.48	0.788	42748.60	1.280
5F	5998.57	60255.05	0.741	44666.04	1.205
4F	6047.71	66302.77	0.697	46226.72	1.133
3F	6047.71	72350.48	0.655	47421.25	1.065
2F	6069.13	78419.62	0.615	48258.23	1.000

・各層に作用する外力　(kN)

Ｘ方向正加力

層名	層せん断力	外力
14F		12281.05
	12281.05	
13F		5839.41
	18120.45	
12F		4971.94
	23092.39	
11F		4402.16
	27494.55	
10F		3889.89
	31384.44	
9F		3437.14
	34821.59	
8F		3030.29
	37851.88	
7F		2638.00
	40489.88	
6F		2258.72
	42748.60	
5F		1917.44
	44666.04	
4F		1560.68
	46226.72	
3F		1194.54
	47421.25	
2F		836.97
	48258.23	
1F		0.00

Ｘ方向負加力

層名	層せん断力	外力
14F		12281.05
	12281.05	
13F		5839.41
	18120.45	
12F		4971.94
	23092.39	
11F		4402.16
	27494.55	
10F		3889.89
	31384.44	
9F		3437.14
	34821.59	
8F		3030.29
	37851.88	
7F		2638.00
	40489.88	
6F		2258.72
	42748.60	
5F		1917.44
	44666.04	
4F		1560.68
	46226.72	
3F		1194.54
	47421.25	
2F		836.97
	48258.23	
1F		0.00

Ｙ方向正加力

層名	層せん断力	外力
14F		12281.05
	12281.05	
13F		5839.41
	18120.45	
12F		4971.94
	23092.39	
11F		4402.16
	27494.55	
10F		3889.89
	31384.44	
9F		3437.14
	34821.59	
8F		3030.29
	37851.88	
7F		2638.00
	40489.88	
6F		2258.72
	42748.60	
5F		1917.44
	44666.04	
4F		1560.68
	46226.72	
3F		1194.54
	47421.25	
2F		836.97
	48258.23	
1F		0.00

Ｙ方向負加力

層名	層せん断力	外力
14F		12281.05
	12281.05	
13F		5839.41
	18120.45	
12F		4971.94
	23092.39	
11F		4402.16
	27494.55	
10F		3889.89
	31384.44	
9F		3437.14
	34821.59	
8F		3030.29
	37851.88	
7F		2638.00
	40489.88	
6F		2258.72
	42748.60	
5F		1917.44
	44666.04	
4F		1560.68
	46226.72	
3F		1194.54
	47421.25	
2F		836.97
	48258.23	
1F		0.00

U-3　Ｄs算定時計算結果

U-3.1　荷重－変位（Ｄs算定時）

U-3.1.1　荷重－変位図（せん断力変形図）（Ｄs算定時）

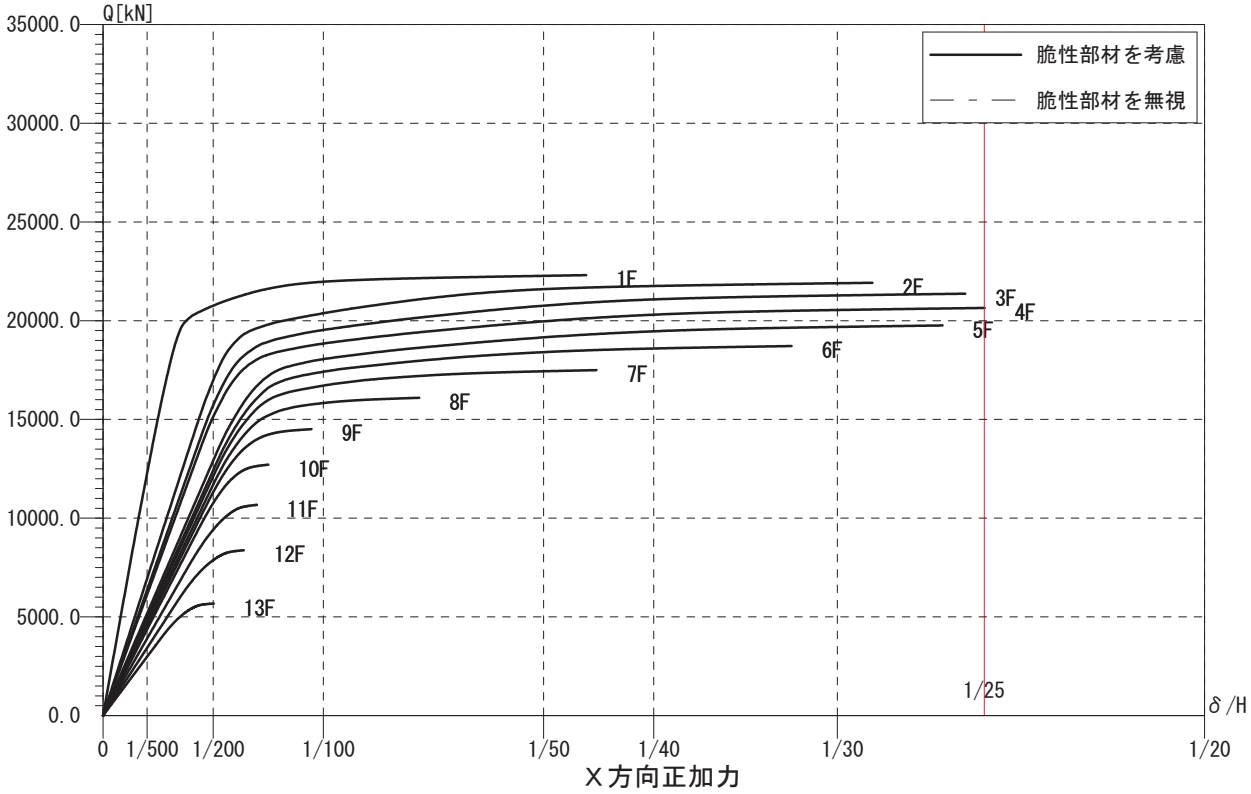

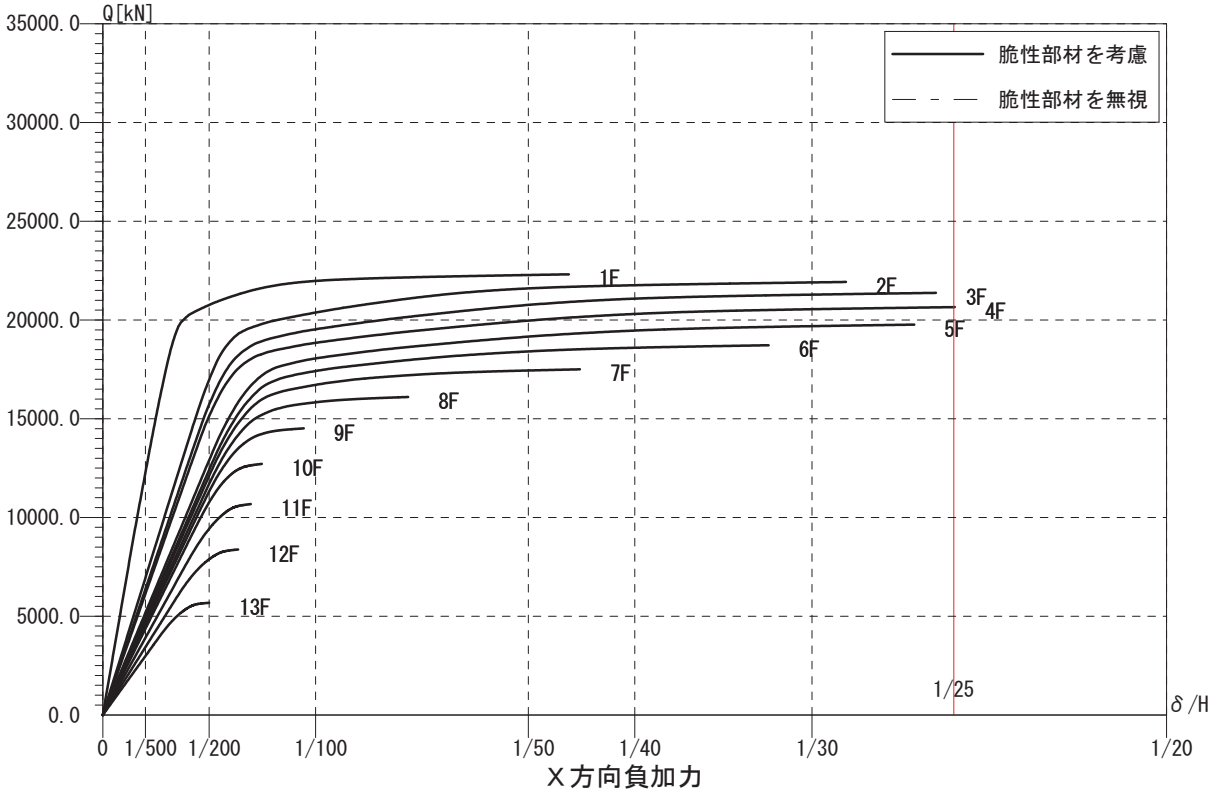

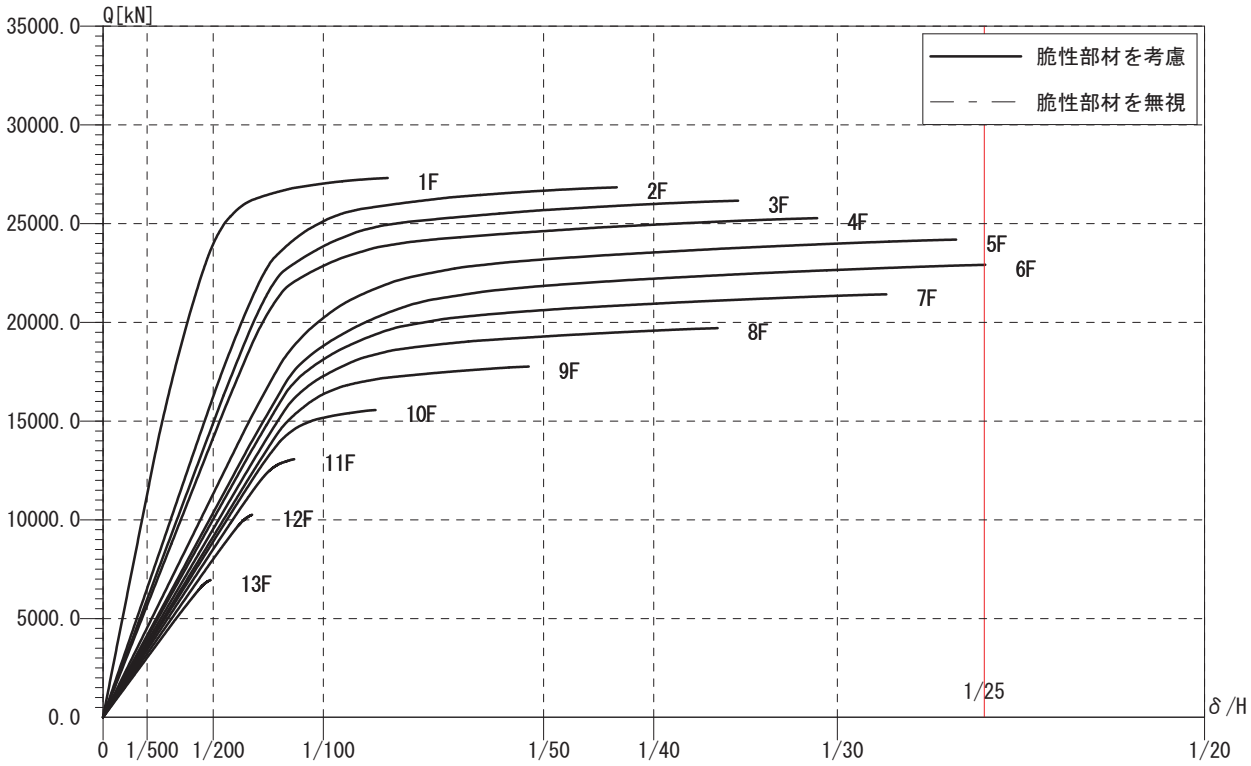

Y方向正加力

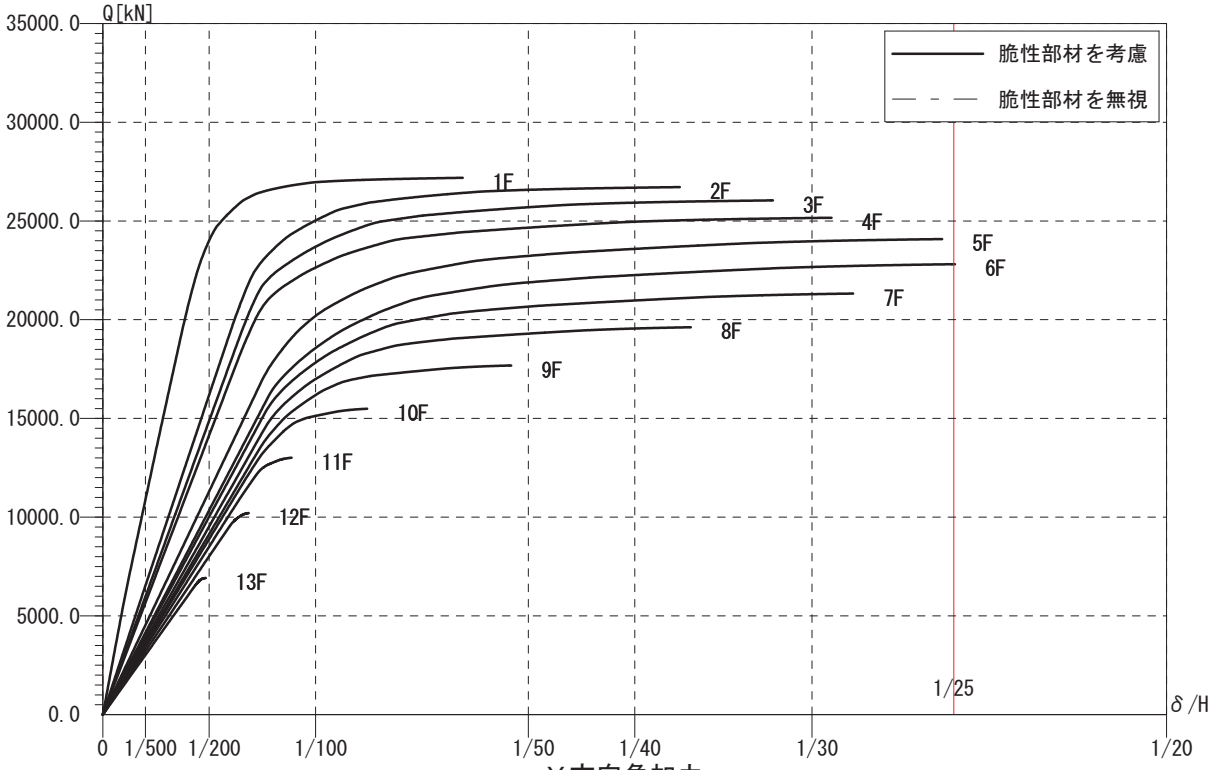

Y方向負加力

U-3.2　終局時部材応力（Ｄs算定時）

U-3.2.1　終局時部材応力図（水平荷重節点応力）（Ｄs算定時）

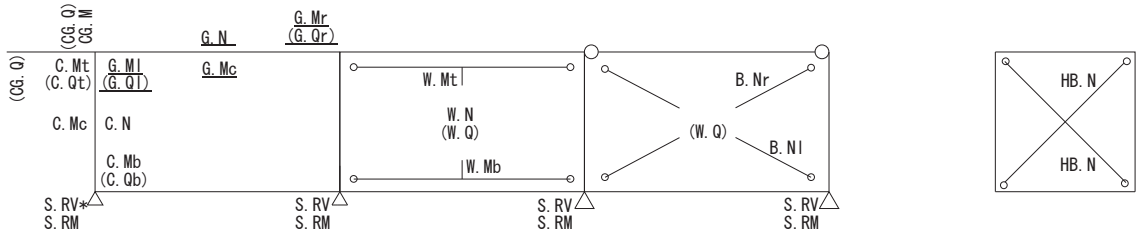

G.Ml　：はり左端部の曲げモーメント　(kN･m)
G.Mr　：はり右端部の曲げモーメント　(kN･m)
G.Mc　：はり中央の曲げモーメント　(kN･m)
G.N　：はり軸力　(KN)
（T:引張, C:圧縮, 0は非表示）
※剛床内のはり軸力は解析に考慮されないため表示されません

G.Ql　：はり左端部のせん断力　(kN)
G.Qr　：はり右端部のせん断力　(kN)

C.Mt　：柱頭の曲げモーメント　(kN･m)
C.Mb　：柱脚の曲げモーメント　(kN･m)
C.Mc　：柱中央の曲げモーメント　(kN･m)
C.N　：柱軸力（T:引張, C:圧縮）　(kN)
（※C.Nは0の場合、非表示）
C.Qt　：柱頭のせん断力　(kN)
C.Qb　：柱脚のせん断力　(kN)

CG.M　：片持ばりの曲げモーメント　(kN･m)
CG.Q　：片持ばりのせん断力　(kN)

W.Mt　：壁頭・柱頭の曲げモーメント　(kN･m)
W.Mb　：壁脚・柱脚の曲げモーメント　(kN･m)
W.N　：壁軸力（T:引張, C:圧縮）　(kN)
W.Q　：壁・ブレースのせん断力　(kN)
B.Nr　：ブレース右上がり部材軸力　(kN)
B.Nl　：ブレース左上がり部材軸力　(kN)

S.RV　：鉛直方向支点反力　(kN)
（ ■ :水平荷重時浮き上がり）
（ ＊ :水平荷重時圧縮破壊）
S.RM　：曲げ支点反力　(kN･m)

※S.RVの引張側の数値は浮上り抵抗重量を含まない数値です。
「基礎の鉛直バネの復元力特性」の浮上り抵抗重量と
比較確認を行ってください。

HB.N　：水平ブレースの部材軸力　(kN)
○　：ピン接合

水平荷重時節点応力（Ｘ方向 正加力）（立体ＭＳモデル）（Ｄs算定時）

14F					355.1 (54.7)				1089.5 (321.5)				706.8 (195.6)				1112.1 (299.2)				102.1 (11.6)		
		38.8 (69.3)	38.8 (54.7)	158.2	869.9 (322.4)	1225.0 (321.5)	67.8	1790.8 (731.4)	701.3 (195.6)	2.7	1748.6 (711.8)	1041.8 (299.2)	35.2	926.4 (347.3)	185.8 (11.6)	143.9	102.1 (7.5)	
	4000	99.8	47.3C		225.2	372.2T		328.0	128.2C		325.0	99.6T		231.8	312.6C		117.1	0.5T
			238.4 (69.3)		643.6 (196.2)	419.6 (322.4)		1163.9 (333.6)	1134.8 (731.4)		1132.7 (325.8)	1098.6 (711.8)		1108.4 (318.2)	462.8 (347.3)		968.4 (253.4)	132.2 (7.5)
13F		1007.6 (415.4)	769.2 (196.2)	62.8	1462.1 (630.6)	1238.1 (333.6)	37.1	1242.3 (543.1)	1213.2 (325.8)	40.3	1216.7 (529.9)	1182.6 (318.2)	37.1	1501.7 (650.1)	856.0 (253.4)	56.2	1100.6 (461.2)	
	4000	176.8	160.1T		200.9	511.5T		156.0	138.2C		156.9	84.5T		201.4	385.3C		178.2	268.2C
			653.9 (415.4)		1454.6 (421.1)	1060.4 (630.6)		1162.0 (333.0)	930.2 (543.1)		1132.6 (325.8)	902.9 (529.9)		1110.6 (318.7)	1098.9 (650.1)		1770.0 (477.0)	744.2 (461.2)
12F		923.4 (416.3)	1577.3 (421.1)	61.4	1629.9 (792.4)	1235.7 (333.0)	36.8	1445.0 (835.9)	1213.1 (325.8)	40.3	1413.9 (819.0)	1184.2 (318.7)	36.8	1676.3 (814.2)	1664.6 (477.0)	52.7	1025.8 (463.4)	
	4025	85.6	599.6T		35.1	429.4T		237.3	146.0C		234.2	68.9T		37.8	239.2C		93.3	767.6C
			752.3 (416.3)		1389.0 (430.0)	1559.6 (792.4)		2139.2 (604.2)	1919.6 (835.9)		2099.8 (594.3)	1882.4 (819.0)		2068.9 (584.7)	1600.7 (814.2)		1931.5 (494.0)	839.2 (463.4)
11F		954.4 (398.2)	1706.6 (430.0)	158.8	2040.8 (910.6)	2211.3 (604.2)	36.1	2399.0 (1105.0)	2179.4 (594.3)	39.8	2358.4 (1085.0)	2141.0 (584.7)	36.0	2093.3 (937.5)	1625.1 (494.0)	153.2	1092.3 (473.4)	
	4000	158.0	1050.9T		219.6	612.3T		189.0	155.8C		188.4	49.1T		218.3	345.6C		145.4	1287.0C
			638.4 (398.2)		2273.3 (669.2)	1601.6 (910.6)		2137.2 (603.7)	2021.0 (1105.0)		2099.3 (594.3)	1981.5 (1085.0)		2070.5 (585.2)	1656.7 (937.5)		2707.8 (720.8)	801.5 (473.4)
10F		1906.8 (769.2)	2545.2 (669.2)	135.9	2881.4 (1236.6)	2209.7 (603.7)	36.3	2296.2 (935.0)	2180.0 (594.3)	40.4	2260.7 (917.1)	2142.9 (585.2)	36.2	2895.6 (1234.1)	2481.8 (720.8)	113.0	1906.3 (730.2)	
	4000	368.4	1750.0T		408.2	561.6T		426.1	163.2C		426.4	27.8T		427.3	232.5C		445.9	2041.7C
			1170.0 (769.2)		4233.0 (1213.0)	2064.9 (1236.6)		2133.6 (602.9)	1443.9 (935.0)		2099.0 (594.3)	1407.9 (917.1)		2072.9 (586.0)	2041.0 (1234.1)		4051.9 (1138.0)	1014.5 (730.2)
9F		3330.3 (1025.3)	4500.3 (1213.0)	133.7	4375.1 (1585.3)	2207.0 (602.9)	36.7	2869.8 (925.1)	2180.2 (594.3)	40.6	2837.5 (909.3)	2146.4 (586.0)	36.7	4173.5 (1477.1)	4141.6 (1138.0)	44.9	3037.4 (913.0)	
	4000	1279.7	3012.4T		1204.5	19.7C		1019.5	164.9C		1018.9	3.0T		1219.3	282.5T		1211.3	3233.0C
			770.8 (1025.3)		4454.8 (1249.9)	1966.0 (1585.3)		2129.7 (601.9)	830.8 (925.1)		2098.8 (594.4)	799.7 (909.3)		2075.8 (587.0)	1735.0 (1477.1)		4068.9 (1142.6)	614.7 (913.0)
8F		3773.9 (1089.4)	4544.7 (1249.9)	45.0	4693.0 (1660.8)	2204.2 (601.9)	37.2	3479.5 (1055.5)	2180.6 (594.4)	40.9	3449.4 (1040.4)	2150.3 (587.0)	37.2	4498.9 (1541.6)	4158.1 (1142.6)	44.6	3454.2 (1022.0)	
	4000	1595.1	4324.8T		1371.4	634.1C		1368.6	163.4C		1368.5	23.5C		1415.7	794.8T		1410.2	4441.6C
			583.8 (1089.4)		4435.7 (1244.6)	1950.1 (1660.8)		2125.3 (600.9)	742.4 (1055.5)		2098.4 (594.3)	712.4 (1040.4)		2078.8 (588.0)	1667.6 (1541.6)		4088.2 (1148.0)	633.7 (1022.0)
7F		3941.5 (1211.3)	4525.3 (1244.6)	44.8	4686.5 (1724.3)	2201.0 (600.9)	37.8	3563.7 (1145.1)	2180.8 (594.3)	41.2	3540.6 (1134.0)	2154.5 (588.0)	37.9	4588.4 (1605.8)	4177.2 (1148.0)	44.5	3454.5 (1112.3)	
	4000	1518.9	5635.3T		1237.9	1242.1C		1273.6	160.4C		1272.6	50.1C		1376.9	1308.8T		1229.9	5658.7C
			903.7 (1211.3)		4411.3 (1237.7)	2210.7 (1724.3)		2120.1 (599.6)	1016.5 (1145.1)		2098.0 (594.3)	995.4 (1134.0)		2082.3 (589.1)	1834.7 (1605.8)		4113.6 (1154.9)	994.8 (1112.3)
6F		3596.1 (1320.0)	4499.8 (1237.7)	44.3	4397.8 (1737.1)	2197.2 (599.6)	38.5	3284.7 (1244.5)	2181.1 (594.3)	41.6	3261.9 (1234.0)	2159.3 (589.1)	38.5	4449.1 (1726.1)	4201.5 (1154.9)	44.0	3118.7 (1150.3)	
	4025	939.5	6941.7T		901.9	1840.6C		780.2	155.9C		778.4	77.1C		975.2	1822.6T		803.6	6885.9C
			1717.1 (1320.0)		4468.8 (1253.2)	2594.1 (1737.1)		2152.3 (608.4)	1724.3 (1244.5)		2132.4 (603.4)	1705.0 (1234.0)		2117.2 (598.6)	2498.6 (1726.1)		4191.5 (1176.1)	1511.4 (1150.3)
5F		2837.4 (1317.4)	4554.5 (1253.2)	42.9	4102.6 (1900.5)	2227.9 (608.4)	37.8	2640.4 (1268.7)	2212.4 (603.4)	40.0	2620.2 (1258.7)	2192.8 (598.6)	37.8	3895.3 (1813.3)	4276.7 (1176.1)	42.6	2680.0 (1230.0)	
	4000	202.6	8255.9T		301.6	2452.0C		103.1	154.7C		102.7	104.8C		268.7	2349.0T		219.9	8132.1C
			2432.2 (1317.4)		4448.0 (1247.6)	3499.4 (1900.5)		2148.5 (607.6)	2434.2 (1268.7)		2131.8 (603.4)	2414.8 (1258.7)		2118.4 (599.3)	3357.9 (1813.3)		4210.7 (1181.7)	2240.2 (1230.0)
4F		2102.8 (1350.3)	4535.0 (1247.6)	43.5	3174.9 (1894.8)	2226.3 (607.6)	38.9	1927.0 (1321.6)	2212.8 (603.4)	40.5	1913.3 (1315.2)	2196.3 (599.3)	38.9	3057.9 (1830.1)	4297.3 (1181.7)	43.3	1970.6 (1306.9)	
	4000	597.9	9557.2T		614.7	3060.6C		716.1	154.4C		717.0	132.4C		602.4	2880.9T		643.3	9379.2C
			3298.6 (1350.3)		4411.4 (1237.2)	4404.4 (1894.8)		2142.3 (606.1)	3359.2 (1321.6)		2131.0 (603.3)	3347.4 (1315.2)		2122.0 (600.5)	4262.7 (1830.1)		4247.3 (1191.6)	3257.2 (1306.9)
3F		1197.9 (1511.1)	4496.5 (1237.2)	42.6	2228.6 (1907.1)	2221.6 (606.1)	39.6	995.4 (1359.9)	2212.4 (603.3)	40.7	984.9 (1353.7)	2201.3 (600.5)	39.7	2191.4 (1976.1)	4332.1 (1191.6)	42.4	990.1 (1205.7)	
	4000	1824.4	10847.4T		1585.5	3663.0C		1724.3	153.6C		1722.6	158.7C		1760.7	3421.8T		1421.4	10634.3C
			4846.6 (1511.1)		4371.5 (1226.8)	5399.6 (1907.1)		2135.8 (604.5)	4444.0 (1359.9)		2129.4 (603.1)	4430.0 (1353.7)		2125.5 (601.7)	5712.9 (1976.1)		4279.8 (1201.4)	3832.9 (1205.7)
2F		384.8 (1359.7)	4461.8 (1226.8)	45.1	1188.6 (1673.9)	2216.8 (604.5)	40.7	96.0 (1488.3)	2212.7 (603.1)	41.7	93.7 (1486.7)	2206.9 (601.7)	40.7	782.5 (1843.3)	4370.0 (1201.4)	45.1	446.9 (981.5)	
	4500	3444.2	12107.5T		2577.7	4270.0C		3444.7	154.0C		3438.7	176.4C		3365.0	3989.8T		1761.4	11873.3C
			6503.6 (1359.7)		3147.0 (1340.4)	6343.9 (1673.9)		3150.4 (881.6)	6793.4 (1488.3)		3159.5 (944.8)	6783.6 (1486.7)		3433.6 (980.2)	7512.5 (1843.3)		3969.7 (1117.9)	3969.7 (981.5)
1F		13470.4 0.0	6503.6 (1340.4)	1678.3	4696.9 0.0	2196.9 (881.6)	23.2	69.8 0.0	3643.0 (944.8)	241.8	123.2 0.0	3624.1 (980.2)	95.3	4141.2 0.0	4079.0 (1117.9)	54.6	12985.5 0.0	

52550

7200　7200　7200　7200　7200

36000

1　2　3　4　5　6

A フレーム（S=1/272）

水平荷重時節点応力（Ｘ方向 正加力）（立体ＭＳモデル）（Ｄs算定時）

14F							241.0 (18.5)					1137.7 (333.4)					758.0 (210.3)					1068.6 (301.5)					271.3 (34.4)		
			107.4 (8.1)	107.4 (18.5)	174.2	1022.1 (386.9)		1263.1 (333.4)	62.7	1894.0 (757.5)		756.3 (210.3)	0.8	1860.6 (736.1)		1102.5 (301.5)	17.0	1044.7 (397.4)		23.9 (34.4)	147.6	271.3 (63.6)		
			123.7	81.1C		248.3		415.7T		379.0		119.5C		388.3		84.8T		250.0		294.6C		144.0	45.7T	
				140.0 (8.1)		941.6 (281.2)		525.5 (386.9)		1164.4 (338.4)		1136.0 (757.5)		1094.5 (320.4)		1083.9 (736.1)		1062.3 (310.4)		544.7 (397.4)		1314.4 (348.6)	16.7 (63.6)	
13F	4000																							
			1223.3 (513.7)	1083.3 (281.2)	70.8	1688.1 (733.5)		1272.0 (338.4)	53.8	1241.0 (538.1)		1212.6 (320.4)	59.0	1183.2 (510.5)		1172.6 (310.4)	55.1	1713.4 (746.4)		1195.8 (348.6)	59.3	1331.1 (566.8)		
			196.0	123.9T		221.2		554.8T		164.7		133.1C		162.2		65.9T		220.5		289.9C		197.5	205.8C	
				831.3 (513.7)		1870.4 (538.6)		1245.7 (733.5)		1162.1 (337.7)		911.5 (538.1)		1095.4 (320.7)		858.9 (510.5)		1065.8 (311.3)		1272.4 (746.4)		2232.8 (605.1)	936.1 (566.8)	
12F	4000																							
			1175.9 (531.2)	2007.2 (538.6)	68.4	1893.7 (913.5)		1269.0 (337.7)	53.5	1463.9 (840.2)		1213.3 (320.7)	58.9	1412.2 (811.3)		1175.7 (311.3)	55.0	1917.6 (922.8)		2124.1 (605.1)	54.3	1296.7 (587.0)		
			106.8	588.6T		55.4		434.0T		227.0		146.1C		220.5		47.7T		60.5		27.9C		115.4	717.3C	
				962.3 (531.2)		1859.4 (565.8)		1783.0 (913.5)		2148.3 (610.8)		1917.9 (840.2)		2058.2 (587.4)		1853.2 (811.3)		2016.1 (574.9)		1796.6 (922.8)		2491.2 (646.9)	1065.9 (587.0)	
11F	4025																							
			1252.1 (541.9)	2214.4 (565.8)	177.5	2326.1 (1043.1)		1249.7 (610.8)	50.7	2401.7 (1096.4)		1171.3 (587.4)	56.5	2328.4 (1060.1)		1123.5 (574.9)	53.7	2386.1 (1081.5)		2166.6 (646.9)	162.3	1425.2 (636.9)		
			168.4	1078.1T		240.0		562.1T		208.9		165.2C		208.1		27.0T		223.0		13.0T		151.5	1267.9C	
				915.4 (541.9)		2855.7 (831.8)		1846.2 (1043.1)		2145.1 (610.1)		1983.8 (1096.4)		2057.9 (587.6)		1912.1 (1060.1)		2018.9 (575.8)		1940.0 (1081.5)		3294.7 (882.4)	1122.2 (636.9)	
10F	4000																							
			2217.8 (864.0)	3133.1 (831.8)	138.7	3256.9 (1384.3)		2247.4 (610.1)	51.1	2334.3 (924.7)		2173.0 (587.6)	57.6	2272.4 (894.2)		2126.6 (575.8)	53.9	3137.8 (1280.5)		3058.9 (882.4)	117.9	2172.5 (785.3)		
			489.8	1832.2T		488.2		424.8T		484.8		184.7C		484.0		7.0T		576.7		290.4T		601.8	2052.7C	
				1238.1 (864.0)		4543.0 (1279.8)		2280.5 (1384.3)		2139.4 (608.7)		1364.7 (924.7)		2058.8 (588.0)		1304.3 (894.2)		2023.5 (577.2)		1984.3 (1280.5)		3956.5 (1117.1)	968.8 (785.3)	
9F	4000																							
			3433.7 (1061.1)	4671.8 (1279.8)	64.4	4505.8 (1652.6)		2243.3 (608.7)	51.9	2949.4 (949.8)		2174.7 (588.0)	57.9	2887.1 (916.8)		2132.6 (577.2)	54.5	4125.8 (1442.5)		4086.6 (1117.1)	65.0	2987.7 (885.2)		
			1311.5	3032.9T		1200.6		162.6C		1049.8		206.5C		1053.5		11.6C		1240.8		802.3T		1217.4	3070.9C	
				810.7 (1061.1)		4518.8 (1273.0)		2104.7 (1652.6)		2133.0 (607.2)		849.8 (949.8)		2059.8 (588.4)		780.2 (916.8)		2028.6 (578.9)		1644.2 (1442.5)		3980.0 (1123.5)	553.0 (885.2)	
8F	4000																							
			3836.1 (1111.9)	4646.8 (1273.0)	64.0	4652.8 (1688.1)		2238.7 (607.2)	52.8	3459.9 (1055.5)		2176.7 (588.4)	58.5	3418.8 (1030.1)		2139.2 (578.9)	55.3	4493.5 (1522.3)		4109.2 (1123.5)	64.6	3427.0 (1005.3)		
			1612.4	4227.7T		1276.6		702.1C		1348.9		218.4C		1358.7		37.4C		1448.9		1290.3T		1416.3	4096.7C	
				611.4 (1111.9)		4490.8 (1265.1)		2099.5 (1688.1)		2125.7 (605.5)		762.2 (1055.5)		2061.0 (588.9)		701.5 (1030.1)		2034.6 (580.8)		1595.6 (1522.3)		4007.0 (1130.9)	594.3 (1005.3)	
7F	4000																							
			4006.9 (1233.8)	4618.3 (1265.1)	63.8	4624.9 (1745.8)		2233.6 (605.5)	53.9	3542.8 (1143.5)		2179.3 (588.9)	59.1	3506.4 (1120.1)		2146.9 (580.8)	56.1	4574.5 (1588.1)		4135.6 (1130.9)	64.3	3412.7 (1082.1)		
			1539.4	5418.3T		1133.3		1235.6C		1255.8		223.5C		1266.2		61.7C		1398.3		1779.9T		1248.4	5135.2C	
				928.1 (1233.8)		4455.3 (1255.1)		2358.3 (1745.8)		2117.3 (603.5)		1031.2 (1143.5)		2062.7 (589.6)		973.9 (1120.1)		2041.6 (583.0)		1778.0 (1588.1)		4041.9 (1140.4)	915.9 (1082.1)	
6F	4000																							
			3652.9 (1363.5)	4581.1 (1255.1)	62.9	4324.5 (1741.8)		2227.5 (603.5)	55.1	3268.5 (1257.5)		2182.3 (589.6)	59.8	3244.5 (1243.8)		2155.7 (583.0)	57.1	4432.3 (1735.2)		4168.6 (1140.4)	63.4	3126.0 (1167.5)		
			908.9	6604.9T		819.2		1767.1C		737.7		220.9C		741.3		81.0C		940.1		2281.2T		776.5	6191.2C	
				1835.2 (1363.5)		4508.5 (1269.3)		2686.1 (1741.8)		2147.8 (611.7)		1793.0 (1257.5)		2098.7 (599.0)		1761.9 (1243.8)		2078.4 (592.8)		2552.1 (1735.2)		4122.7 (1162.2)	1573.1 (1167.5)	
5F	4025																							
			2795.1 (1315.2)	4630.3 (1269.3)	60.9	4079.1 (1903.4)		2256.6 (611.7)	54.4	2569.2 (1252.1)		2214.4 (599.0)	57.8	2526.9 (1232.3)		2190.0 (592.8)	55.8	3771.5 (1774.1)		4245.1 (1162.2)	61.2	2549.6 (1186.9)		
			164.7	7810.3T		272.4		2197.8C		64.9		190.2C		62.2		113.6C		223.3		2731.4T		175.8	7269.9C	
				2465.6 (1315.2)		4479.3 (1261.4)		3534.3 (1903.4)		2141.1 (610.4)		2439.4 (1252.1)		2100.0 (599.7)		2402.5 (1232.3)		2082.2 (594.3)		3324.9 (1774.1)		4148.2 (1169.5)	2198.0 (1186.9)	
4F	4000																							
			2137.0 (1367.7)	4602.6 (1261.4)	61.7	3198.8 (1906.2)		2253.8 (610.4)	56.4	1919.3 (1315.6)		2217.6 (599.7)	58.8	1894.2 (1303.2)		2196.7 (594.3)	57.3	3029.3 (1815.6)		4272.0 (1169.5)	61.9	1950.2 (1301.9)		
			598.5	9016.2T		613.6		2604.3C		711.9		151.0C		712.2		144.6C		601.9		3182.1T		653.5	8361.7C	
				3334.0 (1367.7)		4428.1 (1246.8)		4426.0 (1906.2)		2131.3 (608.0)		3343.1 (1315.6)		2103.0 (600.6)		3318.5 (1303.2)		2091.0 (597.0)		4233.1 (1815.6)		4198.7 (1183.1)	3257.2 (1301.9)	
3F	4000																							
			1214.9 (1560.3)	4548.9 (1246.8)	60.4	2248.5 (1901.6)		2246.5 (608.0)	57.6	1009.6 (1411.1)		2221.4 (600.6)	59.2	991.9 (1404.0)		2207.5 (597.0)	58.2	2177.8 (2011.2)		4319.9 (1183.1)	60.6	941.5 (1214.3)		
			1905.7	10220.3T		1554.6		3026.4C		1812.5		107.3C		1816.0		161.6C		1844.7		3668.1T		1487.1	9478.1C	
				5026.4 (1560.3)		4372.4 (1232.0)		5357.7 (1901.6)		2121.2 (605.5)		4634.6 (1411.1)		2106.0 (601.6)		4624.0 (1404.0)		2100.7 (599.0)		5867.1 (2011.2)		4246.8 (1197.0)	3915.8 (1214.3)	
2F	4500																							
			528.6 (1397.0)	4497.3 (1232.0)	62.7	1253.0 (1635.8)		2238.4 (605.5)	58.6	287.5 (1356.3)		2225.8 (601.6)	59.9	299.5 (1356.3)		2218.6 (599.9)	58.9	605.4 (1777.0)		4371.9 (1197.0)	62.8	330.5 (972.1)		
			3671.8	11421.2T		2427.6		3512.4C		3339.1		74.6C		3351.1		167.2C		3392.9		4200.1T		1856.6	10632.5C	
				6815.0 (1397.0)		2952.5 (1356.6)		6108.1 (1635.8)		2871.5 (837.1)		6390.7 (1356.3)		2877.9 (888.5)		6402.7 (1356.3)		3229.5 (938.1)		7391.2 (1777.0)		4043.7 (1139.6)	4043.7 (972.1)	
1F			12727.2 0.0	6815.0 (1356.6)	1931.3	4092.4 0.0		9155.7 (837.1)	142.1	84.9 0.0		9519.1 (888.5)	320.6	188.8 0.0		9524.8 (938.1)	147.7	4319.9 0.0		4161.7 (1139.6)	59.0	11823.9 0.0		

52550

	7200	7200	7200	7200	7200

36000

1　2　3　4　5　6

B フレーム（S=1/272）

水平荷重時節点応力（Ｘ方向 正加力）（立体ＭＳモデル）（Ｄs算定時）

14F					150.0 (53.0)			340.0 (98.8)			261.8 (77.8)			476.6 (127.1)			212.6 (42.2)	
			231.7 (91.8)	231.7 (53.0)	40.8	521.3 (243.8)	371.3 (98.8)	15.7	638.1 (306.3)	298.1 (77.8)	18.2	700.5 (324.6)	438.7 (127.1)	18.9	568.0 (255.5)	91.5 (42.2)	60.6	212.6 (85.2)	
			48.0	108.1T		33.7	13.9C		25.5	22.3C		51.2	59.8T		56.9	55.6C		42.2	111.1C
				135.6 (91.8)		367.5 (110.3)	453.9 (243.8)		653.2 (186.2)	587.1 (306.3)		669.8 (184.1)	598.0 (324.6)		605.8 (165.3)	454.2 (255.5)		426.5 (112.0)	128.2 (85.2)
13F	4000		291.3 (134.4)	426.9 (110.3)	29.7	601.1 (303.9)	687.5 (186.2)	17.1	721.6 (366.9)	655.4 (184.1)	7.2	656.0 (329.3)	584.2 (165.3)	10.8	531.8 (264.1)	380.2 (112.0)	23.2	298.3 (137.9)	
			22.4	283.6T		6.7	21.9C		12.2	26.6C		2.6	57.4T		3.7	67.4C		22.4	305.0C
				246.5 (134.4)		494.8 (147.8)	614.4 (303.9)		794.2 (225.1)	745.9 (366.9)		772.9 (215.6)	661.3 (329.3)		612.1 (173.9)	524.5 (264.1)		577.8 (153.0)	253.4 (137.9)
12F			323.2 (175.7)	569.7 (147.8)	37.4	706.7 (383.5)	826.3 (225.1)	16.1	827.7 (448.3)	779.5 (215.6)	3.3	751.7 (410.9)	640.0 (173.9)	14.0	611.6 (333.3)	524.0 (153.0)	26.9	324.4 (175.4)	
			30.3	486.9T		65.1	30.7C		74.6	39.5C		75.4	32.9T		59.1	44.3C		28.5	529.3C
				383.8 (175.7)		688.5 (211.3)	836.8 (383.5)		1035.4 (295.3)	976.9 (448.3)		1056.6 (290.2)	902.4 (410.9)		817.8 (231.4)	729.9 (333.3)		795.7 (209.3)	381.5 (175.4)
11F	4025		449.2 (214.6)	833.0 (211.3)	72.2	942.2 (477.2)	1090.5 (295.3)	27.5	1091.7 (557.0)	1033.2 (290.2)	11.7	1002.5 (504.7)	848.4 (231.4)	15.3	799.4 (395.1)	711.5 (209.3)	42.1	414.2 (190.8)	
			19.9	753.1T		12.2	38.5C		22.2	48.9C		6.8	7.5C		9.1	19.6C		32.5	809.5C
				409.4 (214.6)		837.0 (245.8)	966.7 (477.2)		1225.6 (349.4)	1136.1 (557.0)		1295.8 (352.4)	1016.1 (504.7)		817.9 (231.5)	781.2 (395.1)		800.9 (226.5)	349.1 (190.8)
10F			523.3 (207.9)	932.7 (245.8)	47.8	1160.6 (562.7)	1290.2 (349.4)	32.3	1331.0 (685.5)	1241.6 (352.4)	27.1	1128.5 (534.2)	848.8 (231.5)	15.4	866.4 (388.6)	829.7 (226.5)	14.4	451.8 (172.7)	
			107.5	1046.7T		35.2	34.1C		40.0	50.9C		60.1	108.1C		89.2	27.1T		106.4	1099.8C
				308.4 (207.9)		895.6 (253.3)	1090.2 (562.7)		1412.2 (402.5)	1410.9 (685.5)		1359.0 (381.5)	1008.3 (534.2)		820.2 (232.1)	688.1 (388.6)		805.1 (227.6)	239.0 (172.7)
9F	4000		619.5 (180.3)	927.9 (253.3)	16.1	1291.1 (533.7)	1485.7 (402.5)	36.7	1389.1 (638.5)	1387.8 (381.5)	14.4	1201.9 (489.5)	851.2 (232.1)	15.5	965.7 (358.1)	833.5 (227.6)	14.2	566.1 (152.6)	
			259.0	1329.6T		223.6	2.6T		112.1	77.6C		223.0	233.0C		249.4	87.5T		260.9	1373.0C
				101.6 (180.3)		891.0 (251.9)	843.8 (533.7)		1409.2 (402.1)	1164.8 (638.5)		1361.8 (389.7)	755.9 (489.5)		821.5 (232.5)	466.8 (358.1)		807.8 (228.3)	44.3 (152.6)
8F			821.4 (217.4)	923.0 (251.9)	16.0	1532.8 (591.7)	1485.6 (402.1)	38.2	1688.6 (717.3)	1444.2 (389.7)	41.2	1458.4 (553.7)	852.4 (232.5)	15.5	1190.8 (405.4)	836.1 (228.3)	14.1	763.5 (188.2)	
			386.6	1597.4T		349.5	7.2C		254.0	105.9C		350.9	355.0C		380.0	183.3T		387.2	1632.9C
				48.1 (217.4)		886.6 (250.7)	833.8 (591.7)		1406.4 (401.6)	1180.7 (717.3)		1363.3 (390.4)	756.5 (553.7)		823.0 (232.9)	430.8 (405.4)		810.6 (229.1)	10.8 (188.2)
7F	52550		870.0 (253.2)	918.2 (250.7)	15.8	1538.1 (621.2)	1485.4 (401.6)	39.5	1673.0 (736.6)	1447.3 (390.4)	42.0	1460.5 (583.7)	853.8 (232.9)	15.4	1231.0 (447.0)	838.8 (229.1)	14.1	821.4 (228.0)	
			363.7	1856.7T		295.7	18.2C		199.9	138.2C		293.1	476.1C		337.1	286.2T		365.3	1885.3C
				142.6 (253.2)		877.4 (248.1)	946.6 (621.2)		1401.7 (400.5)	1273.3 (736.6)		1368.0 (391.8)	874.3 (583.7)		826.6 (233.9)	556.9 (447.0)		816.3 (230.6)	90.8 (228.0)
6F	4000		766.1 (280.2)	908.7 (248.1)	15.6	1412.7 (596.1)	1481.9 (400.5)	40.1	1581.1 (686.6)	1452.6 (391.8)	42.3	1351.3 (566.4)	857.6 (233.9)	15.5	1113.6 (449.0)	843.9 (230.6)	13.8	725.6 (260.3)	
			202.2	2104.4T		213.2	25.4C		199.3	173.2C		211.4	599.5C		210.0	390.8T		201.7	2128.0C
				361.6 (280.2)		889.4 (251.1)	986.4 (596.1)		1423.1 (406.5)	1182.4 (686.6)		1390.2 (397.8)	928.4 (566.4)		839.9 (237.3)	693.6 (449.0)		830.5 (234.4)	322.1 (260.3)
5F	4025		557.0 (269.5)	918.6 (251.1)	14.6	1406.9 (691.2)	1503.9 (406.5)	40.4	1714.5 (841.4)	1473.9 (397.8)	41.8	1330.4 (653.6)	868.7 (237.3)	14.4	1003.3 (490.9)	857.0 (234.4)	13.2	508.4 (247.0)	
			18.0	2358.5T		24.6	130.3C		31.7	231.5C		23.2	710.6C		21.5	558.2T		14.4	2375.8C
				520.9 (269.5)		885.6 (250.0)	1357.8 (691.2)		1420.5 (406.3)	1651.1 (841.4)		1390.7 (398.3)	1284.1 (653.6)		840.9 (237.5)	960.2 (490.9)		833.0 (235.1)	479.6 (247.0)
4F	4000		393.2 (346.9)	914.2 (250.0)	14.3	1032.8 (684.7)	1504.9 (406.3)	42.2	1246.3 (797.6)	1476.8 (398.3)	43.1	975.8 (654.1)	869.1 (237.5)	14.1	740.3 (532.7)	859.6 (235.1)	13.3	353.4 (322.5)	
			300.7	2610.2T		336.7	249.7C		348.9	293.9C		332.3	822.3C		325.1	730.7T		291.6	2623.2C
				994.6 (346.9)		874.6 (246.8)	1706.1 (684.7)		1415.4 (405.0)	1944.1 (797.6)		1396.7 (400.0)	1640.5 (654.1)		845.4 (238.8)	1390.5 (532.7)		840.5 (237.1)	936.5 (322.5)
3F	4000		92.0 (238.4)	902.5 (246.8)	14.0	669.3 (666.4)	1500.8 (405.0)	42.7	954.5 (832.0)	1483.2 (400.0)	43.3	630.0 (650.4)	873.8 (238.8)	14.2	321.4 (466.8)	866.4 (237.1)	13.0	96.0 (249.8)	
			568.9	2846.8T		663.5	336.9C		709.4	353.8C		670.7	946.7C		612.2	879.4T		595.5	2863.3C
				1045.7 (238.4)		862.3 (243.8)	1996.2 (666.4)		1408.7 (403.4)	2373.4 (832.0)		1403.2 (402.0)	1971.5 (650.4)		850.2 (240.3)	1545.7 (466.8)		845.2 (238.7)	1095.1 (249.8)
2F	4000		152.5 (779.0)	893.2 (243.8)	15.4	361.7 (892.9)	1495.6 (403.4)	43.4	526.7 (922.1)	1491.3 (402.0)	44.1	311.6 (853.3)	879.9 (240.3)	14.9	177.9 (865.2)	873.4 (238.7)	14.1	249.9 (666.4)	
			1905.4	3088.5T		1647.2	333.2C		1548.1	392.7C		1608.3	1088.2C		1768.7	974.5T		1749.2	3107.0C
				3658.2 (779.0)		1848.4 (764.8)	3656.1 (892.9)		1679.6 (484.4)	3622.9 (922.1)		1676.6 (502.8)	3528.2 (853.3)		1572.1 (475.5)	3715.3 (865.2)		3248.5 (748.9)	3248.5 (666.4)
1F	4500		3881.3 0.0	3658.2 (764.8)	904.9	585.1 0.0	1807.8 (484.4)	64.1	333.6 0.0	1943.3 (502.8)	133.4	1062.0 0.0	1851.6 (475.5)	139.8	1315.8 0.0	2143.3 (748.9)	552.6	3809.8 0.0	

7200　7200　7200　7200　7200

36000

1　2　3　4　5　6

C フレーム（S=1/272）

水平荷重時節点応力（Ｘ方向 負加力）（立体ＭＳモデル）（Ｄs算定時）

					183.7 (11.2)				1040.3 (298.5)				698.5 (194.8)				1222.2 (321.2)				38.9 (54.6)			
14F			103.4 (6.7)	103.4 (11.2)	143.6	925.5 (347.2)	1109.2 (298.5)	34.5	1744.7 (710.3)	704.4 (194.8)	2.9	1788.7 (730.5)	1090.2 (321.2)	66.0	867.7 (321.6)	354.6 (54.6)	157.9	38.9 (69.0)						
	4000		116.7	0.1T		231.2	311.9C		324.1	99.3T		327.7	128.0C		224.4	371.6T		99.2	48.4C					
				130.0 (6.7)		854.6 (252.9)	463.2 (347.2)		1178.8 (317.2)	1096.5 (710.3)		1210.0 (324.9)	1133.3 (730.5)		1234.3 (332.6)	418.9 (321.6)		765.1 (195.2)	237.3 (69.0)					
13F			1096.5 (459.4)	966.5 (252.9)	56.0	1496.0 (647.7)	1104.7 (317.2)	37.1	1211.9 (527.7)	1129.5 (324.9)	40.3	1236.9 (540.8)	1160.1 (332.6)	37.1	1455.5 (627.7)	640.0 (195.2)	62.5	1002.5 (413.1)						
	4000		177.6	267.6C		200.7	385.3C		156.4	84.8T		155.3	135.3C		200.2	509.9T		176.2	156.3T					
				741.2 (459.4)		1660.5 (475.8)	1094.7 (647.7)		1180.7 (317.7)	899.1 (527.7)		1210.2 (325.0)	926.3 (540.8)		1232.2 (332.0)	1055.2 (627.7)		1570.8 (419.4)	650.0 (413.1)					
12F			1024.2 (462.5)	1765.5 (475.8)	52.5	1672.9 (812.4)	1107.0 (317.7)	36.8	1411.2 (817.3)	1129.6 (325.0)	40.3	1442.4 (834.3)	1158.5 (332.0)	36.8	1625.5 (790.2)	1448.5 (419.4)	61.2	920.8 (415.0)						
	4025		93.4	765.1C		37.9	240.2C		233.6	69.7T		236.6	140.8C		35.2	427.7T		85.6	592.3T					
				837.4 (462.5)		1622.6 (493.2)	1597.0 (812.4)		2136.1 (583.3)	1878.3 (817.3)		2175.4 (593.2)	1915.7 (834.3)		2206.3 (602.9)	1555.2 (790.2)		1700.9 (428.4)	749.7 (415.0)					
11F			1090.9 (472.7)	1928.3 (493.2)	152.9	2089.5 (935.5)	2063.9 (583.3)	36.1	2353.5 (1082.3)	2095.8 (593.2)	39.8	2394.0 (1102.3)	2134.3 (602.9)	36.0	2035.0 (907.5)	1383.9 (428.4)	158.5	951.2 (396.3)						
	4000		145.6	1283.0C		218.4	346.9C		188.9	50.4T		189.5	148.0C		220.1	609.8T		158.5	1040.5T					
				799.7 (472.7)		2480.8 (720.4)	1652.6 (935.5)		2138.1 (583.8)	1975.7 (1082.3)		2176.0 (593.2)	2015.1 (1102.3)		2204.8 (602.4)	1594.9 (907.5)		2543.4 (668.8)	634.1 (396.3)					
10F			1906.3 (728.3)	2706.0 (720.4)	112.6	2893.8 (1231.5)	2065.6 (583.8)	36.3	2257.7 (914.1)	2095.2 (593.2)	40.4	2293.2 (932.0)	2132.3 (602.4)	36.2	2882.3 (1236.4)	2272.3 (668.8)	135.5	1909.2 (769.6)						
	4000		449.6	2036.2C		430.7	233.5C		429.5	29.6T		429.2	152.8C		409.5	557.3T		370.1	1737.3T					
				1007.0 (728.3)		4136.6 (1136.5)	2032.4 (1231.5)		2141.7 (584.7)	1398.7 (914.1)		2176.3 (593.2)	1434.9 (932.0)		2202.3 (601.6)	2063.3 (1236.4)		4507.8 (1215.0)	1169.0 (769.6)					
9F			3039.3 (911.7)	4046.3 (1136.5)	45.2	4172.5 (1475.1)	2068.3 (584.7)	36.7	2838.2 (907.3)	2095.1 (593.2)	40.6	2870.3 (923.0)	2128.9 (601.6)	36.7	4379.2 (1584.9)	4240.2 (1215.0)	133.8	3338.9 (1026.0)						
	4000		1215.8	3224.8C		1222.4	281.0T		1023.5	5.5T		1024.3	152.4C		1209.3	28.7C		1286.9	2999.7T					
				607.6 (911.7)		4152.8 (1141.1)	1727.7 (1475.1)		2145.6 (585.7)	791.1 (907.3)		2176.6 (593.2)	821.8 (923.0)		2199.6 (600.7)	1960.6 (1584.9)		4538.8 (1248.4)	765.0 (1026.0)					
8F			3455.3 (1021.1)	4062.9 (1141.1)	44.9	4496.3 (1539.6)	2071.2 (585.7)	37.2	3449.4 (1039.1)	2094.8 (593.2)	40.9	3479.9 (1054.1)	2125.1 (600.7)	37.2	4688.5 (1658.5)	4449.5 (1248.4)	44.6	3773.7 (1088.2)						
	4000		1413.1	4430.6C		1417.0	793.5T		1371.2	21.0C		1371.6	149.9C		1371.5	643.5C		1597.4	4308.3T					
				629.1 (1021.1)		4172.2 (1146.5)	1662.2 (1539.6)		2150.2 (586.8)	707.0 (1039.1)		2177.1 (593.3)	736.6 (1054.1)		2196.7 (599.7)	1945.4 (1658.5)		4519.6 (1243.1)	578.9 (1088.2)					
7F			3453.4 (1111.1)	4082.6 (1146.5)	44.8	4584.5 (1603.8)	2074.5 (586.8)	37.9	3537.9 (1132.5)	2094.6 (593.3)	41.2	3561.5 (1143.6)	2121.0 (599.7)	37.8	4681.3 (1722.6)	4430.6 (1243.1)	44.5	3940.8 (1210.7)						
	4000		1231.3	5645.1C		1376.9	1307.8T		1272.9	47.7C		1274.2	145.8C		1236.4	1251.6C		1519.4	5615.3T					
				990.8 (1111.1)		4196.8 (1153.5)	1830.7 (1603.8)		2155.4 (588.0)	992.0 (1132.5)		2177.6 (593.4)	1013.0 (1143.6)		2193.3 (598.5)	2208.5 (1722.6)		4494.5 (1236.3)	902.1 (1210.7)					
6F			3117.5 (1149.9)	4108.3 (1153.5)	44.2	4444.5 (1724.4)	2078.4 (588.0)	38.5	3258.0 (1232.5)	2094.5 (593.4)	41.6	3280.9 (1243.0)	2116.3 (598.5)	38.5	4391.4 (1734.8)	4406.6 (1236.3)	44.0	3592.5 (1318.9)						
	4025		803.3	6869.7C		974.1	1821.8T		777.5	74.7C		779.3	140.1C		900.0	1850.4C		938.3	6918.4T					
				1511.0 (1149.9)		4270.9 (1174.5)	2496.2 (1724.4)		2188.6 (597.5)	1703.0 (1232.5)		2208.5 (602.4)	1722.3 (1243.0)		2223.7 (607.2)	2591.4 (1734.8)		4548.2 (1251.6)	1716.0 (1318.9)					
5F			2674.3 (1228.6)	4185.2 (1174.5)	42.9	3887.7 (1811.1)	2113.0 (597.5)	37.8	2614.1 (1257.1)	2128.5 (602.4)	40.0	2634.3 (1267.0)	2148.1 (607.2)	37.8	4095.4 (1898.3)	4463.0 (1251.6)	42.6	2832.3 (1316.3)						
	4000		217.0	8112.8C		265.6	2349.0T		100.0	103.1C		100.4	138.2C		298.8	2461.0C		199.7	8229.4T					
				2240.3 (1228.6)		4291.7 (1180.1)	3356.6 (1811.1)		2192.5 (598.2)	2414.2 (1257.1)		2209.1 (602.4)	2433.6 (1267.0)		2222.5 (606.5)	3497.8 (1898.3)		4529.0 (1246.0)	2432.8 (1316.3)					
4F			1964.5 (1306.3)	4204.8 (1180.1)	43.5	3049.7 (1828.3)	2114.6 (598.2)	38.9	1906.5 (1313.7)	2128.2 (602.4)	40.5	1920.2 (1320.1)	2144.6 (606.5)	38.9	3167.1 (1893.4)	4442.4 (1246.0)	43.3	2096.2 (1349.3)						
	4000		648.1	9356.7C		606.8	2881.4T		721.0	130.7C		720.1	137.0C		619.7	3069.2C		602.4	9527.8T					
				3260.7 (1306.3)		4328.3 (1190.5)	4263.4 (1828.3)		2198.6 (599.7)	3348.5 (1313.7)		2209.9 (602.6)	3360.4 (1320.1)		2218.9 (605.4)	4406.4 (1893.4)		4492.4 (1236.1)	3301.0 (1349.3)					
3F			982.5 (1204.9)	4243.2 (1190.5)	42.5	2184.2 (1977.3)	2119.3 (599.7)	39.6	978.7 (1355.3)	2128.5 (602.6)	40.7	989.1 (1361.3)	2139.6 (605.4)	39.7	2220.1 (1905.1)	4407.6 (1236.1)	42.4	1191.4 (1512.4)						
	4000		1427.3	10609.4C		1770.4	3423.1T		1731.8	156.9C		1733.6	135.6C		1590.1	3671.2C		1833.4	10815.7T					
				3837.1 (1204.9)		4368.0 (1200.8)	5725.0 (1977.3)		2205.5 (601.3)	4442.4 (1355.3)		2211.4 (602.7)	4456.2 (1361.3)		2215.4 (604.1)	5400.2 (1905.1)		4459.7 (1226.3)	4858.1 (1512.4)					
2F			440.7 (981.1)	4277.7 (1200.8)	45.1	767.1 (1838.8)	2124.1 (601.3)	40.7	108.8 (1482.2)	2128.1 (602.7)	41.7	110.9 (1484.5)	2133.9 (604.1)	40.7	1184.6 (1671.2)	4369.5 (1226.3)	45.1	398.4 (1356.8)						
	4500		1766.8	11846.7C		3370.3	3992.1T		3443.8	174.8C		3451.1	136.2C		2575.6	4278.4C		3451.3	12073.8T					
				3974.3 (981.1)		4076.8 (1118.2)	7507.7 (1838.8)		3621.3 (979.5)	6778.9 (1482.2)		3641.9 (944.4)	6791.3 (1484.5)		3192.6 (880.8)	6335.8 (1671.2)		6504.2 (1339.9)	6504.2 (1356.8)					
1F		12958.6 0.0		3974.3 (1118.2)	51.2	4144.7 0.0	3430.9 (979.5)	95.2	121.8 0.0	3157.6 (944.4)	242.2	51.8 0.0	3149.4 (880.8)	21.6	4706.2 0.0	3143.2 (1339.9)	1680.5	13435.2 0.0						

52550

7200	7200	7200	7200	7200

36000

1　2　3　4　5　6

A フレーム (S=1/272)

水平荷重時節点応力（Ｘ方向 負加力）（立体ＭＳモデル）（Ｄs算定時）

14F					13.9 (45.1)			1084.0 (299.8)			734.7 (204.8)			1270.1 (334.6)			84.3 (25.2)	
		310.6 (81.6)	310.6 (45.1)	148.4	1088.7 (417.4)	1074.8 (299.8)	4.6	1824.0 (729.0)	740.0 (204.8)	2.6	1873.7 (755.7)	1139.0 (334.6)	65.6	1004.1 (379.5)	266.0 (25.2)	175.1	84.3 (17.9)	
	4000	147.5	35.7T		253.9	300.2C		366.0	104.0T		362.4	106.9C		245.2	409.9T		120.1	87.6C
			15.6 (81.6)		1245.2 (362.5)	580.8 (417.4)		1178.3 (312.4)	1092.1 (729.0)		1248.2 (330.3)	1148.9 (755.7)		1280.4 (340.4)	513.7 (379.5)		1043.3 (270.0)	155.9 (17.9)
13F																		
		1349.3 (576.0)	1364.9 (362.5)	59.8	1735.1 (757.3)	1070.7 (312.4)	53.8	1216.4 (524.6)	1130.2 (330.3)	59.0	1269.4 (550.6)	1170.1 (340.4)	55.1	1667.4 (723.8)	900.7 (270.0)	71.3	1199.2 (502.4)	
	4000	197.3	228.8C		220.6	309.2C		167.3	97.4T		168.2	87.2C		219.8	541.3T		194.5	106.4T
			954.7 (576.0)		2166.4 (617.0)	1294.0 (757.3)		1180.6 (313.1)	881.8 (524.6)		1247.3 (330.1)	933.0 (550.6)		1277.0 (339.4)	1227.7 (723.8)		1965.1 (526.7)	810.3 (502.4)
12F																		
		1321.3 (598.4)	2276.0 (617.0)	54.8	1946.1 (936.2)	1073.7 (313.1)	53.5	1428.3 (820.9)	1129.4 (330.1)	58.9	1481.4 (850.3)	1167.0 (339.4)	55.0	1876.4 (905.3)	1827.2 (526.7)	68.9	1154.8 (521.2)	
	4025	117.0	751.2C		62.0	62.5C		223.8	91.2T		229.9	67.6C		54.5	413.2T		105.9	559.5T
			1087.4 (598.4)		2211.3 (659.5)	1822.0 (936.2)		2126.9 (576.7)	1875.9 (820.9)		2217.1 (600.2)	1941.2 (850.3)		2259.2 (612.6)	1767.4 (905.3)		2171.8 (553.8)	942.9 (521.2)
11F																		
		1450.0 (649.5)	2537.4 (659.5)	163.0	2414.9 (1095.9)	2025.6 (576.7)	50.7	2355.0 (1073.1)	2104.0 (600.2)	56.5	2427.7 (1109.1)	2151.8 (612.6)	53.7	2307.3 (1033.8)	1815.5 (553.8)	178.2	1228.9 (530.5)	
	4000	151.1	1313.3C		223.1	37.2C		208.8	79.7T		209.6	50.1C		239.7	533.2T		167.9	1037.5T
			1147.9 (649.5)		3095.2 (892.6)	1968.7 (1095.9)		2130.2 (577.5)	1937.4 (1073.1)		2217.4 (600.0)	2008.5 (1109.1)		2256.4 (611.8)	1828.0 (1033.8)		3092.9 (820.4)	893.2 (530.5)
10F																		
		2183.6 (785.9)	3331.5 (892.6)	118.2	3154.4 (1284.3)	2027.9 (577.5)	51.1	2295.0 (904.5)	2102.3 (600.0)	57.6	2357.6 (935.7)	2148.7 (611.8)	53.9	3242.6 (1377.3)	2814.1 (820.4)	139.4	2199.7 (855.2)	
	4000	611.8	2107.1C		585.8	221.4T		486.1	68.1T		486.2	31.4C		488.0	386.5T		489.3	1780.6T
			960.0 (785.9)		4064.5 (1111.1)	1982.7 (1284.3)		2135.9 (578.9)	1322.9 (904.5)		2216.5 (599.6)	1385.1 (935.7)		2251.9 (610.4)	2266.6 (1377.3)		4650.9 (1273.9)	1221.1 (855.2)
9F																		
		2975.6 (879.7)	3935.6 (1111.1)	64.4	4113.8 (1440.5)	2032.0 (578.9)	51.9	2913.7 (928.1)	2100.7 (599.6)	57.9	2974.1 (959.1)	2142.8 (610.4)	54.5	4506.1 (1649.2)	4520.8 (1273.9)	65.1	3429.9 (1056.6)	
	4000	1216.2	3118.2C		1232.8	698.3T		1057.5	54.9T		1055.9	11.7C		1207.6	214.0C		1316.7	2975.7T
			543.2 (879.7)		4088.9 (1118.0)	1648.2 (1440.5)		2142.4 (580.4)	798.6 (928.1)		2215.7 (599.2)	862.2 (959.1)		2246.8 (608.8)	2090.8 (1649.2)		4627.7 (1267.5)	796.5 (1056.6)
8F																		
		3417.6 (1002.9)	3960.9 (1118.0)	64.0	4477.4 (1520.8)	2036.7 (580.4)	52.8	3442.6 (1040.7)	2098.7 (599.2)	58.5	3489.7 (1064.4)	2136.3 (608.8)	55.3	4654.5 (1685.1)	4498.5 (1267.5)	64.6	3831.3 (1107.9)	
	4000	1411.8	4137.5C		1435.9	1144.6T		1361.0	43.3T		1360.9	24.3T		1284.2	773.8C		1615.4	4165.4T
			594.0 (1002.9)		4117.2 (1126.0)	1605.7 (1520.8)		2149.8 (582.2)	720.4 (1040.7)		2214.5 (598.7)	767.9 (1064.4)		2240.9 (606.9)	2086.0 (1685.1)		4601.0 (1260.2)	600.5 (1107.9)
7F																		
		3395.7 (1078.9)	3989.7 (1126.0)	63.7	4553.4 (1585.7)	2041.9 (582.2)	53.9	3525.6 (1129.8)	2096.2 (598.7)	59.1	3575.3 (1153.6)	2128.7 (606.9)	56.1	4627.3 (1743.8)	4472.4 (1260.2)	64.3	4000.5 (1230.6)	
	4000	1237.9	5170.1C		1382.1	1594.0T		1266.0	35.2T		1268.2	62.7T		1139.7	1328.6C		1539.4	5351.4T
			919.9 (1078.9)		4152.9 (1136.1)	1789.3 (1585.7)		2158.3 (584.2)	993.6 (1129.8)		2212.9 (598.1)	1038.9 (1153.6)		2234.0 (604.7)	2347.9 (1743.8)		4566.3 (1250.8)	921.7 (1230.6)
6F																		
		3107.2 (1160.9)	4027.2 (1136.1)	62.9	4411.7 (1728.6)	2048.1 (584.2)	55.1	3258.0 (1250.7)	2093.4 (598.1)	59.8	3293.9 (1268.1)	2119.9 (604.7)	57.0	4325.6 (1741.4)	4439.6 (1250.8)	63.4	3644.6 (1359.9)	
	4025	771.0	6221.1C		933.0	2058.6T		741.0	32.7T		741.9	102.4T		821.1	1880.8C		907.8	6534.0T
			1565.2 (1160.9)		4231.3 (1158.5)	2545.8 (1728.6)		2193.2 (594.1)	1776.0 (1250.7)		2242.3 (606.8)	1810.1 (1268.1)		2262.6 (613.0)	2683.5 (1741.4)		4617.1 (1265.5)	1829.0 (1359.9)
5F																		
		2544.4 (1184.9)	4109.6 (1158.5)	60.8	3769.9 (1773.6)	2084.4 (594.1)	54.4	2543.8 (1241.3)	2126.6 (606.8)	57.8	2583.1 (1260.0)	2151.0 (613.0)	55.8	4073.7 (1901.8)	4494.7 (1265.5)	61.2	2788.1 (1312.9)	
	4000	174.5	7295.4C		222.6	2456.1T		61.3	34.3T		63.2	181.2T		270.1	2348.8C		162.4	7735.9T
			2195.3 (1184.9)		4260.5 (1166.4)	3324.7 (1773.6)		2199.9 (595.4)	2421.3 (1241.3)		2241.0 (606.2)	2456.7 (1260.0)		2258.8 (611.5)	3533.5 (1901.8)		4591.7 (1258.3)	2463.4 (1312.9)
4F																		
		1942.0 (1300.1)	4137.2 (1166.4)	61.6	3023.0 (1815.2)	2087.2 (595.4)	56.4	1902.1 (1308.8)	2123.4 (606.2)	58.8	1928.6 (1322.2)	2144.3 (611.5)	57.3	3193.2 (1905.7)	4467.9 (1258.3)	61.9	2128.3 (1365.4)	
	4000	658.3	8383.4C		607.5	2853.9T		715.5	38.0T		715.8	268.2T		618.2	2793.9C		602.5	8938.9T
			3258.6 (1300.1)		4311.7 (1180.9)	4237.9 (1815.2)		2209.6 (597.8)	3333.2 (1308.8)		2238.0 (605.2)	3360.2 (1322.2)		2250.0 (608.8)	4429.6 (1905.7)		4541.1 (1244.6)	3333.3 (1365.4)
3F																		
		932.3 (1207.0)	4190.9 (1180.9)	60.4	2168.3 (2005.8)	2094.5 (597.8)	57.6	996.0 (1409.8)	2119.6 (605.2)	59.2	1011.3 (1416.9)	2133.5 (608.8)	58.2	2240.2 (1900.5)	4419.9 (1244.6)	60.6	1207.8 (1561.4)	
	4000	1481.7	9497.1C		1843.4	3296.3T		1823.6	47.4T		1822.5	351.9T		1560.9	3246.7C		1915.0	10140.8T
			3895.7 (1207.0)		4367.2 (1195.7)	5855.0 (2005.8)		2219.6 (600.3)	4643.1 (1409.8)		2234.9 (604.2)	4656.3 (1416.9)		2240.2 (605.9)	5362.0 (1900.5)		4493.3 (1230.7)	5037.8 (1561.4)
2F																		
		346.1 (969.6)	4241.8 (1195.7)	62.7	614.7 (1770.2)	2102.5 (600.3)	58.6	308.5 (1355.1)	2115.0 (604.2)	59.9	299.0 (1384.3)	2122.3 (605.9)	58.9	1246.0 (1634.0)	4367.7 (1230.7)	62.8	544.5 (1393.4)	
	4500	1835.4	10650.0C		3368.3	3798.6T		3357.5	58.7T		3413.8	414.5T		2430.4	3752.1C		3679.6	11340.5T
			4017.0 (969.6)		4138.0 (1132.6)	7351.3 (1770.2)		3520.6 (935.3)	6406.6 (1355.1)		3595.9 (900.3)	6528.5 (1384.3)		3159.2 (846.1)	6106.8 (1634.0)		6814.7 (1355.9)	6814.7 (1393.4)
1F																		
		11834.1 0.0	4017.0 (1132.6)	60.5	3916.8 0.0	3213.3 (935.3)	153.6	24.7 0.0	2886.0 (900.3)	354.9	410.2 0.0	2932.7 (846.1)	113.2	4323.4 0.0	2947.6 (1355.9)	1933.5	12645.7 0.0	

52550

7200	7200	7200	7200	7200

36000

1　2　3　4　5　6

B フレーム（S=1/272）

水平荷重時節点応力（Ｘ方向 負加力）（立体ＭＳモデル）（Ｄs算定時）

52550

階	層高	1	2	3	4	5	6	
14F			186.3 (63.1)		361.9 (102.5)		235.0 (69.5)	470.8 (125.6)	189.8 (35.9)
	4000	268.0 (108.7)	268.0 (63.1) / 40.8 / 562.5 (264.3)	376.2 (102.5) / 7.2 / 627.3 (301.4)	265.4 (69.5) / 15.2 / 668.7 (308.6)	433.7 (125.6) / 18.5 / 539.5 (241.3)	68.7 (35.9) / 60.6 / 189.8 (75.2)	
		50.5	132.8C / 33.8	8.3T / 24.6	28.4T / 51.5	77.3C / 56.8	43.9T / 39.4	92.0T
			166.9 (108.7) / 408.6 (122.1)	494.8 (264.3) / 674.4 (190.7)	578.1 (301.4) / 634.9 (173.6)	565.8 (308.6) / 596.7 (162.8)	425.8 (241.3) / 395.6 (103.9)	111.1 (75.2)
13F								
	4000	303.8 (140.5)	470.8 (122.1) / 31.1 / 612.3 (306.1)	698.5 (190.7) / 12.0 / 711.1 (360.9)	614.8 (173.6) / 10.1 / 644.9 (327.3)	575.7 (162.8) / 10.5 / 523.2 (263.1)	352.4 (103.9) / 21.6 / 284.5 (129.9)	
		22.9	338.2C / 0.1	8.0T / 10.7	40.9T / 9.6	96.6C / 3.0	40.8T / 24.8	262.4T
			258.0 (140.5) / 534.2 (154.5)	612.1 (306.1) / 792.7 (218.7)	732.5 (360.9) / 770.7 (211.9)	664.2 (327.3) / 675.7 (183.8)	529.2 (263.1) / 541.5 (141.8)	234.9 (129.9)
12F								
	4025	320.0 (171.6)	577.9 (154.5) / 21.9 / 703.8 (385.0)	781.7 (218.7) / 5.5 / 815.4 (442.2)	755.2 (211.9) / 7.8 / 754.2 (408.8)	647.7 (183.8) / 14.0 / 625.9 (339.7)	479.4 (141.8) / 31.0 / 306.5 (166.4)	
		25.3	565.6C / 71.0	14.0T / 74.5	44.7T / 68.5	98.9C / 57.8	18.6T / 28.3	461.1T
			370.5 (171.6) / 696.9 (203.6)	845.9 (385.0) / 1073.9 (304.1)	964.3 (442.2) / 997.2 (272.9)	891.3 (408.8) / 891.5 (243.4)	741.5 (339.7) / 794.8 (204.0)	363.1 (166.4)
11F								
	4000	398.8 (183.3)	769.4 (203.6) / 36.2 / 966.7 (490.4)	1115.7 (304.1) / 20.9 / 1077.1 (548.6)	967.5 (272.9) / 14.8 / 966.8 (484.4)	861.0 (243.4) / 15.3 / 823.8 (411.5)	673.7 (204.0) / 60.5 / 431.7 (206.6)	
		32.2	842.0C / 14.0	12.4C / 20.2	73.5T / 1.9	102.0C / 0.8	10.8C / 18.5	721.1T
			334.3 (183.3) / 799.9 (218.7)	994.8 (490.4) / 1271.7 (359.6)	1117.4 (548.6) / 1252.8 (338.9)	970.7 (484.4) / 891.4 (243.3)	822.3 (411.5) / 907.7 (244.5)	394.6 (206.6)
10F								
	4000	440.2 (166.4)	774.5 (218.7) / 12.7 / 1122.5 (529.0)	1317.4 (359.6) / 22.8 / 1341.5 (690.4)	1187.3 (338.9) / 32.8 / 1142.6 (551.6)	860.5 (243.3) / 15.4 / 922.2 (417.6)	853.1 (244.5) / 27.3 / 513.0 (202.1)	
		107.4	1126.6C / 64.4	73.8C / 39.4	94.7T / 39.4	41.3C / 86.9	87.9C / 108.9	1015.0T
			225.4 (166.4) / 813.7 (221.5)	993.6 (529.0) / 1412.6 (386.8)	1420.2 (690.4) / 1498.4 (404.5)	1063.8 (551.6) / 889.1 (242.7)	748.3 (417.6) / 904.3 (247.2)	295.2 (202.1)
9F								
	4000	556.0 (147.0)	781.5 (221.5) / 16.1 / 1192.5 (483.4)	1372.4 (386.8) / 20.1 / 1406.0 (641.8)	1413.6 (404.5) / 42.4 / 1292.7 (529.4)	858.1 (242.7) / 15.5 / 1016.7 (383.8)	875.8 (247.2) / 14.2 / 609.1 (174.5)	
		262.1	1396.0C / 225.7	146.3C / 122.3	85.2T / 233.9	81.3T / 249.0	182.9C / 260.0	1293.6T
			31.9 (147.0) / 818.4 (222.9)	741.1 (483.4) / 1449.9 (392.1)	1161.4 (641.8) / 1497.3 (404.5)	824.8 (529.4) / 887.9 (242.3)	518.6 (383.8) / 901.6 (246.5)	89.0 (174.5)
8F								
	4000	754.5 (183.1)	786.4 (222.9) / 16.0 / 1450.9 (547.1)	1373.6 (392.1) / 38.2 / 1703.4 (720.1)	1414.9 (404.5) / 41.2 / 1529.4 (585.3)	856.9 (242.3) / 15.5 / 1242.6 (432.1)	873.3 (246.5) / 14.1 / 812.5 (212.4)	
		388.3	1652.9C / 356.8	181.4C / 263.3	84.6T / 358.9	188.0T / 378.3	319.0C / 387.8	1557.7T
			22.0 (183.1) / 822.9 (224.2)	737.4 (547.1) / 1452.8 (392.6)	1176.8 (720.1) / 1495.9 (403.9)	811.6 (585.3) / 886.4 (242.0)	485.9 (432.1) / 898.8 (245.8)	36.9 (212.4)
7F								
	4000	813.3 (223.9)	791.3 (224.2) / 15.8 / 1459.4 (579.6)	1373.8 (392.6) / 39.5 / 1687.9 (738.2)	1411.9 (403.9) / 42.0 / 1540.0 (616.8)	855.7 (242.0) / 15.4 / 1271.2 (468.2)	870.6 (245.8) / 14.1 / 861.9 (249.0)	
		365.6	1902.4C / 300.2	210.0C / 211.5	85.1T / 306.4	292.8T / 334.7	456.5C / 363.9	1813.8T
			82.2 (223.9) / 832.1 (226.8)	858.9 (579.6) / 1457.5 (393.7)	1264.9 (738.2) / 1491.3 (402.5)	927.2 (616.8) / 882.9 (240.9)	601.8 (468.2) / 893.2 (244.3)	134.0 (249.0)
6F								
	4025	718.6 (256.9)	800.8 (226.8) / 15.6 / 1350.5 (565.2)	1377.3 (393.7) / 40.1 / 1599.3 (693.4)	1406.6 (402.5) / 42.3 / 1415.9 (596.1)	851.8 (240.9) / 15.5 / 1146.7 (465.1)	865.6 (244.3) / 13.8 / 759.2 (276.8)	
		201.5	2143.3C / 213.1	238.2C / 203.9	86.6T / 216.3	397.2T / 210.7	592.7C / 202.0	2059.4T
			315.6 (256.9) / 845.6 (230.8)	924.2 (565.2) / 1478.9 (399.6)	1191.5 (693.4) / 1511.8 (408.3)	983.2 (596.1) / 895.1 (244.6)	725.3 (465.1) / 904.5 (247.6)	355.1 (276.8)
5F								
	4000	500.9 (243.7)	816.5 (230.8) / 14.6 / 1319.4 (648.3)	1398.1 (399.6) / 40.4 / 1715.6 (842.7)	1428.1 (408.3) / 41.9 / 1394.9 (685.9)	866.3 (244.6) / 14.4 / 1047.9 (513.7)	878.0 (247.6) / 13.2 / 549.4 (266.1)	
		13.6	2389.7C / 22.9	190.3C / 30.1	87.0T / 23.1	469.1T / 20.5	813.9C / 17.2	2311.2T
			473.8 (243.7) / 849.4 (232.0)	1273.7 (648.3) / 1481.5 (399.8)	1655.3 (842.7) / 1511.3 (407.8)	1348.7 (685.9) / 894.1 (244.4)	1006.9 (513.7) / 902.0 (246.9)	514.9 (266.1)
4F								
	4000	347.1 (319.7)	820.9 (232.0) / 14.3 / 972.8 (654.8)	1397.1 (399.8) / 42.2 / 1251.3 (801.2)	1425.2 (407.8) / 43.1 / 1028.5 (683.7)	865.9 (244.4) / 14.1 / 762.7 (542.4)	875.4 (246.9) / 13.3 / 387.1 (344.4)	
		292.4	2636.1C / 336.8	135.6C / 351.1	87.9T / 338.8	534.9T / 322.1	1049.2C / 301.7	2561.0T
			931.9 (319.7) / 860.4 (235.1)	1646.4 (654.8) / 1486.5 (401.1)	1953.5 (801.2) / 1505.3 (406.1)	1706.1 (683.7) / 889.6 (243.2)	1406.8 (542.4) / 894.5 (244.9)	990.5 (344.4)
3F								
	4000	99.4 (250.3)	832.5 (235.1) / 14.0 / 615.2 (638.8)	1401.1 (401.1) / 42.7 / 951.9 (830.1)	1418.8 (406.1) / 43.3 / 660.4 (661.3)	861.2 (243.2) / 14.2 / 351.4 (490.5)	868.6 (244.9) / 13.0 / 96.0 (238.3)	
		600.0	2876.2C / 662.5	111.7C / 708.4	89.4T / 662.3	606.2T / 629.6	1262.7C / 572.7	2796.7T
			1100.6 (250.3) / 872.7 (238.1)	1940.2 (638.8) / 1493.2 (402.7)	2368.7 (830.1) / 1498.8 (404.1)	1984.9 (661.3) / 884.8 (241.6)	1610.6 (490.5) / 889.8 (243.2)	1049.3 (238.3)
2F								
	4500	258.8 (661.4)	841.8 (238.1) / 15.4 / 338.8 (890.8)	1406.3 (402.7) / 43.4 / 535.1 (939.5)	1410.6 (404.1) / 44.1 / 368.9 (911.2)	855.0 (241.6) / 14.9 / 135.7 (813.0)	861.6 (243.2) / 14.1 / 159.5 (776.9)	
		1746.9	3120.6C / 1665.5	152.7C / 1578.7	89.4T / 1681.3	703.6T / 1693.5	1398.8C / 1907.6	3039.1T
			3234.9 (661.4) / 2109.8 (742.3)	3669.9 (890.8) / 1963.1 (489.3)	3692.6 (939.5) / 2019.4 (520.7)	3731.4 (911.2) / 1712.1 (475.6)	3522.7 (813.0) / 3655.7 (759.2)	3655.7 (776.9)
1F								
		3817.8 / 0.0	3234.9 (742.3) / 562.6 / 165.5 / 0.0	3560.1 (489.3) / 201.5 / 109.1 / 0.0	3729.5 (520.7) / 144.9 / 786.3 / 0.0	3712.0 (475.6) / 0.0 / 1652.2 / 0.0	3810.7 (759.2) / 922.5 / 3827.6 / 0.0	

7200　7200　7200　7200　7200

36000

C フレーム（S=1/272）

水平荷重時節点応力（Ｙ方向 正加力）（立体ＭＳモデル）（Ｄs算定時）



1 フレーム（S=1/272）

水平荷重時節点応力（Ｙ方向 正加力）（立体ＭＳモデル）（Ｄs算定時）



2 フレーム（S=1/272）

水平荷重時節点応力（Ｙ方向 正加力）（立体ＭＳモデル）（Ｄs算定時）



3 フレーム（S=1/272）

水平荷重時節点応力（Ｙ方向 正加力）（立体ＭＳモデル）（Ｄs算定時）



4 フレーム（S=1/272）

水平荷重時節点応力（Ｙ方向 正加力）（立体ＭＳモデル）（Ｄs算定時）



5 フレーム（S=1/272）

水平荷重時節点応力（Ｙ方向 正加力）（立体ＭＳモデル）（Ｄs算定時）



6 フレーム（S=1/272）

水平荷重時節点応力（Ｙ方向 負加力）（立体ＭＳモデル）（Ｄs算定時）



1 フレーム（S=1/272）

水平荷重時節点応力（Ｙ方向 負加力）（立体ＭＳモデル）（Ｄs算定時）



2 フレーム（S=1/272）

水平荷重時節点応力（Ｙ方向 負加力）（立体ＭＳモデル）（Ｄs算定時）



3 フレーム（S=1/272）

水平荷重時節点応力（Ｙ方向 負加力）（立体ＭＳモデル）（Ｄs算定時）



4 フレーム（S=1/272）

水平荷重時節点応力（Ｙ方向 負加力）（立体ＭＳモデル）（Ｄs算定時）



5 フレーム（S=1/272）

水平荷重時節点応力（Ｙ方向 負加力）（立体ＭＳモデル）（Ｄs算定時）



6 フレーム（S=1/272）

U-3.2.2　終局時部材応力図（長期考慮危険断面位置）（Ｄs算定時）

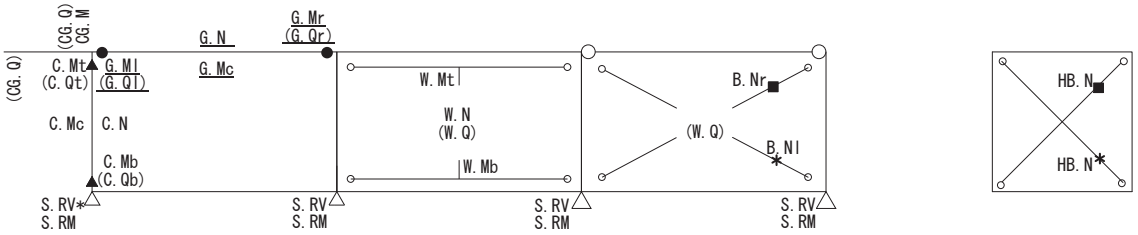

G.Ml　：はり左端部の曲げモーメント　(kN･m)
G.Mr　：はり右端部の曲げモーメント　(kN･m)
G.Mc　：はり中央の曲げモーメント　(kN･m)
G.N　：はり軸力　(kN)
（T:引張，C:圧縮，0は非表示）
※剛床内のはり軸力は解析に考慮されないため表示されません
G.Ql　：はり左端部のせん断力　(kN)
G.Qr　：はり右端部のせん断力　(kN)

C.Mt　：柱頭の曲げモーメント　(kN･m)
C.Mb　：柱脚の曲げモーメント　(kN･m)
C.Mc　：柱中央の曲げモーメント　(kN･m)
C.N　：柱軸力（T:引張，C:圧縮）　(kN)
（※C.Nは0の場合、非表示）
C.Qt　：柱頭のせん断力　(kN)
C.Qb　：柱脚のせん断力　(kN)

CG.M　：片持ばりの曲げモーメント　(kN･m)
CG.Q　：片持ばりのせん断力　(kN)

W.Mt　：壁頭・柱頭の曲げモーメント　(kN･m)
W.Mb　：壁脚・柱脚の曲げモーメント　(kN･m)
W.N　：壁軸力（T:引張，C:圧縮）　(kN)
W.Q　：壁・ブレースのせん断力　(kN)
B.Nr　：ブレース右上がり部材軸力　(kN)
B.Nl　：ブレース左上がり部材軸力　(kN)

S.RV　：鉛直方向支点反力　(kN)
（ ■ ：水平荷重時浮き上がり）
（ ＊ ：水平荷重時圧縮破壊）
S.RM　：曲げ支点反力　(kN･m)

※S.RVの引張側の数値は浮上り抵抗重量を含まない数値です。
「基礎の鉛直バネの復元力特性」の浮上り抵抗重量と
比較確認を行ってください。

HB.N　：水平ブレースの部材軸力　(kN)

●　：曲げ破壊
▲　：せん断破壊
■　：引張破壊
＊　：圧縮破壊
耐震壁の破壊表示
◎　：耐震壁の壁板のみの曲げ破壊
○　：ピン接合

長期考慮危険断面位置応力（Ｘ方向 正加力）（立体ＭＳモデル）（Ｄs算定時）

長期考慮危険断面位置応力（Ｘ方向 正加力）（立体ＭＳモデル）（Ｄs算定時）

長期考慮危険断面位置応力（Ｘ方向 正加力）（立体ＭＳモデル）（Ｄs算定時）



長期考慮危険断面位置応力（Ｘ方向 負加力）（立体ＭＳモデル）（Ｄs算定時）



長期考慮危険断面位置応力（Ｘ方向 負加力）（立体ＭＳモデル）（Ｄs算定時）



長期考慮危険断面位置応力（Ｘ方向 負加力）（立体ＭＳモデル）（Ｄs算定時）

長期考慮危険断面位置応力（Ｙ方向 正加力）（立体ＭＳモデル）（Ｄs算定時）

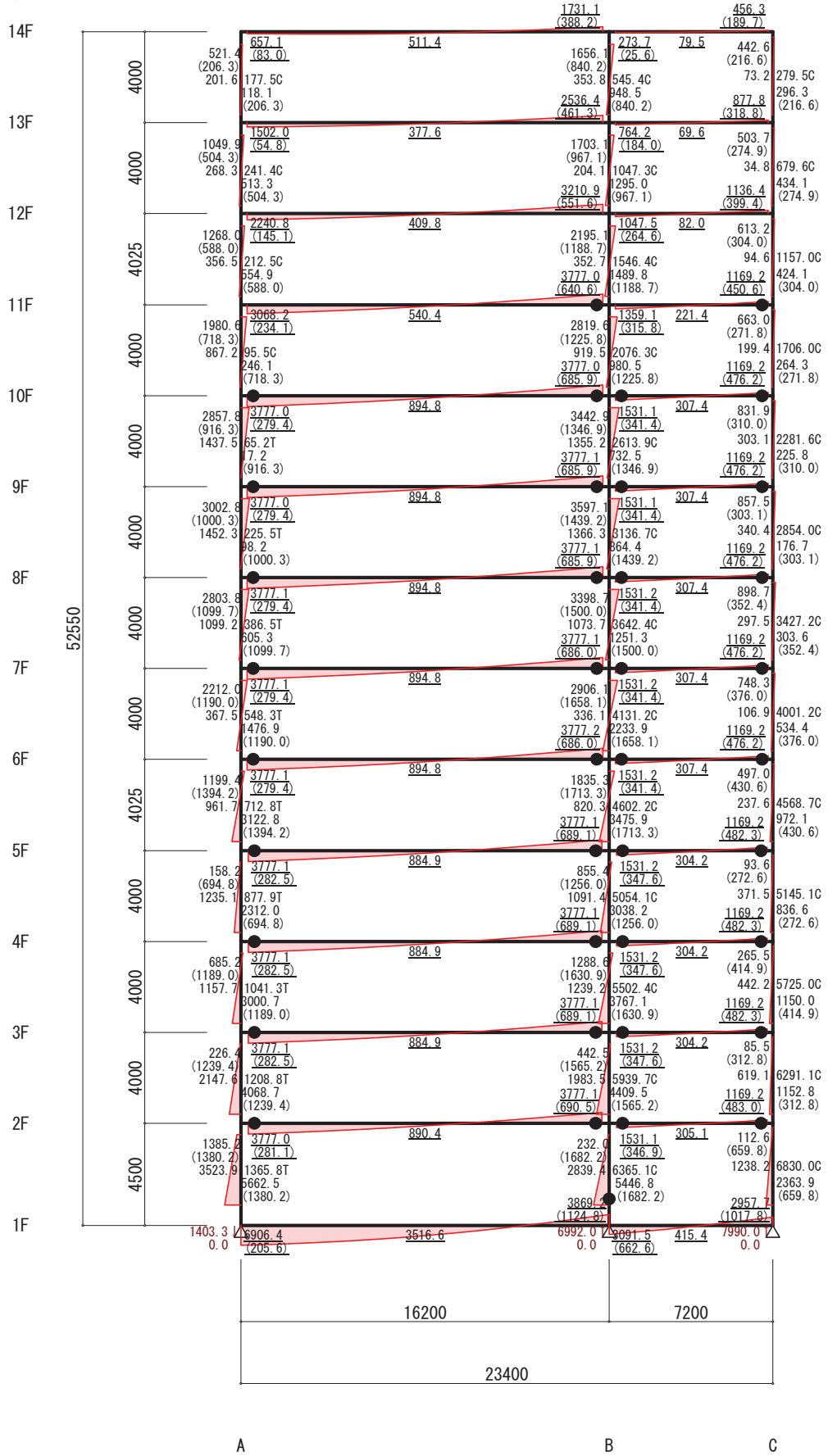

1 フレーム（S=1/272）

長期考慮危険断面位置応力（Ｙ方向 正加力）（立体ＭＳモデル）（Ｄs算定時）

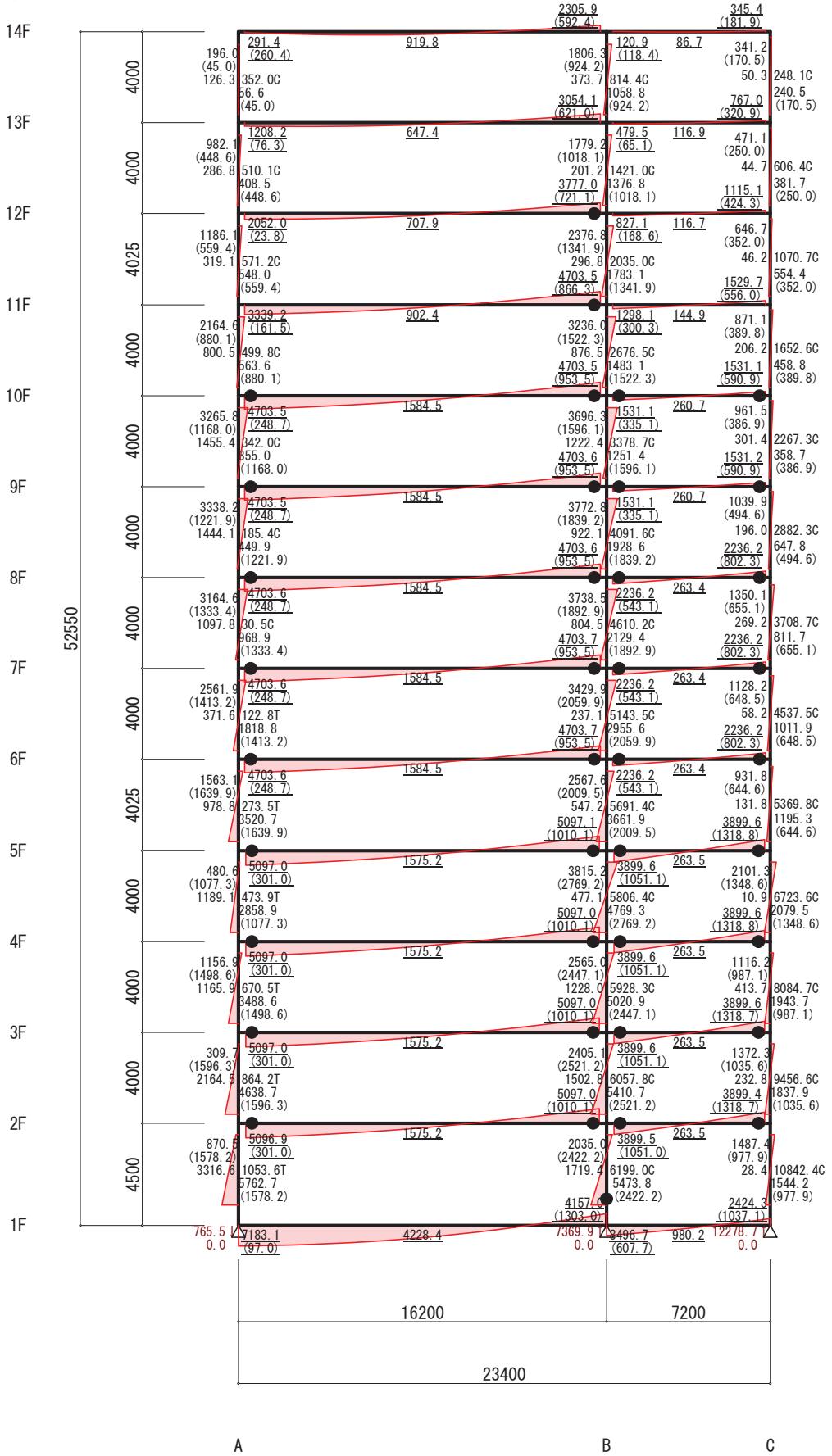

2 フレーム（S=1/272）

長期考慮危険断面位置応力（Ｙ方向 正加力）（立体ＭＳモデル）（Ｄs算定時）

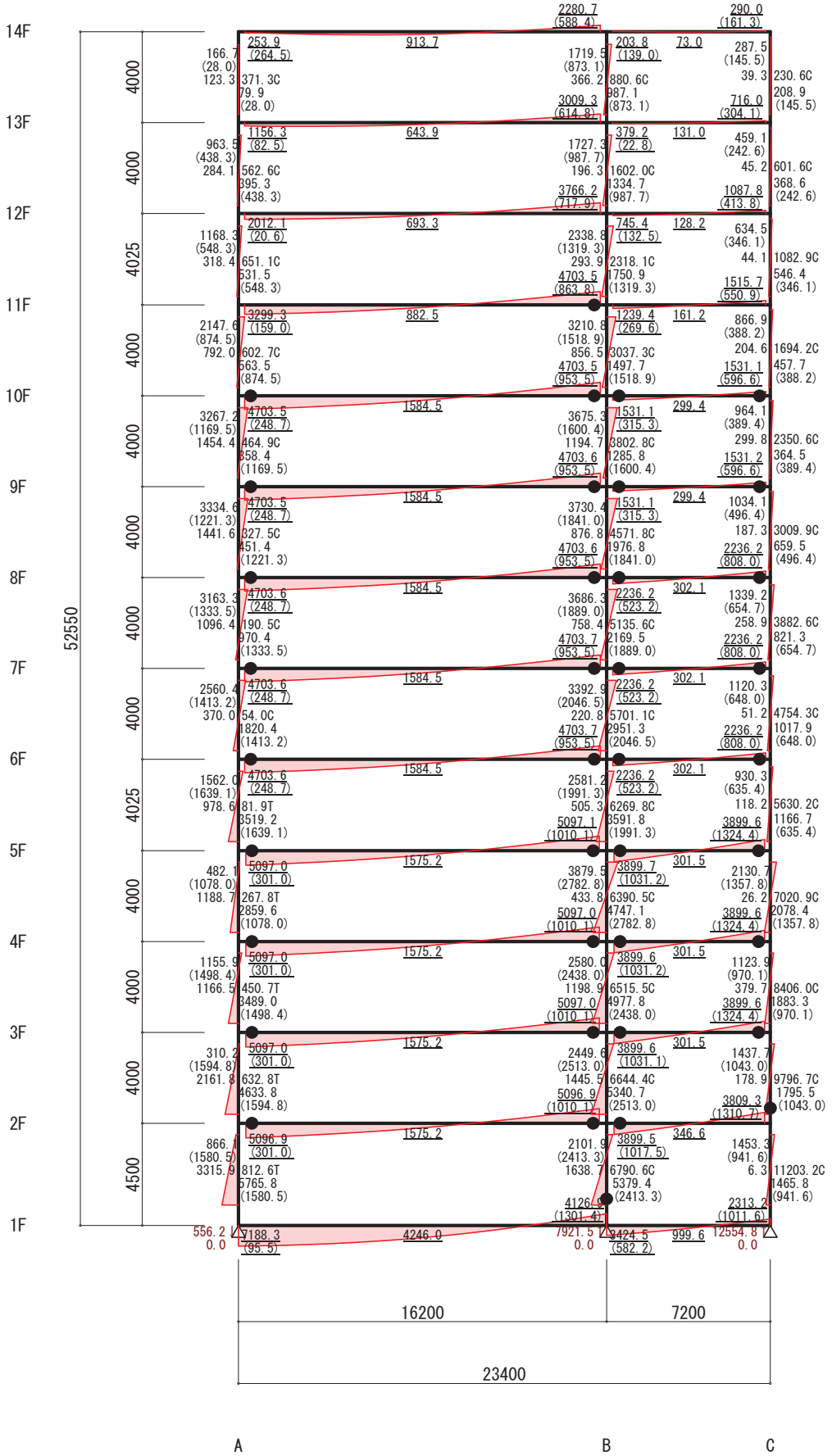

3 フレーム（S=1/272）

長期考慮危険断面位置応力（Ｙ方向 正加力）（立体ＭＳモデル）（Ｄs算定時）

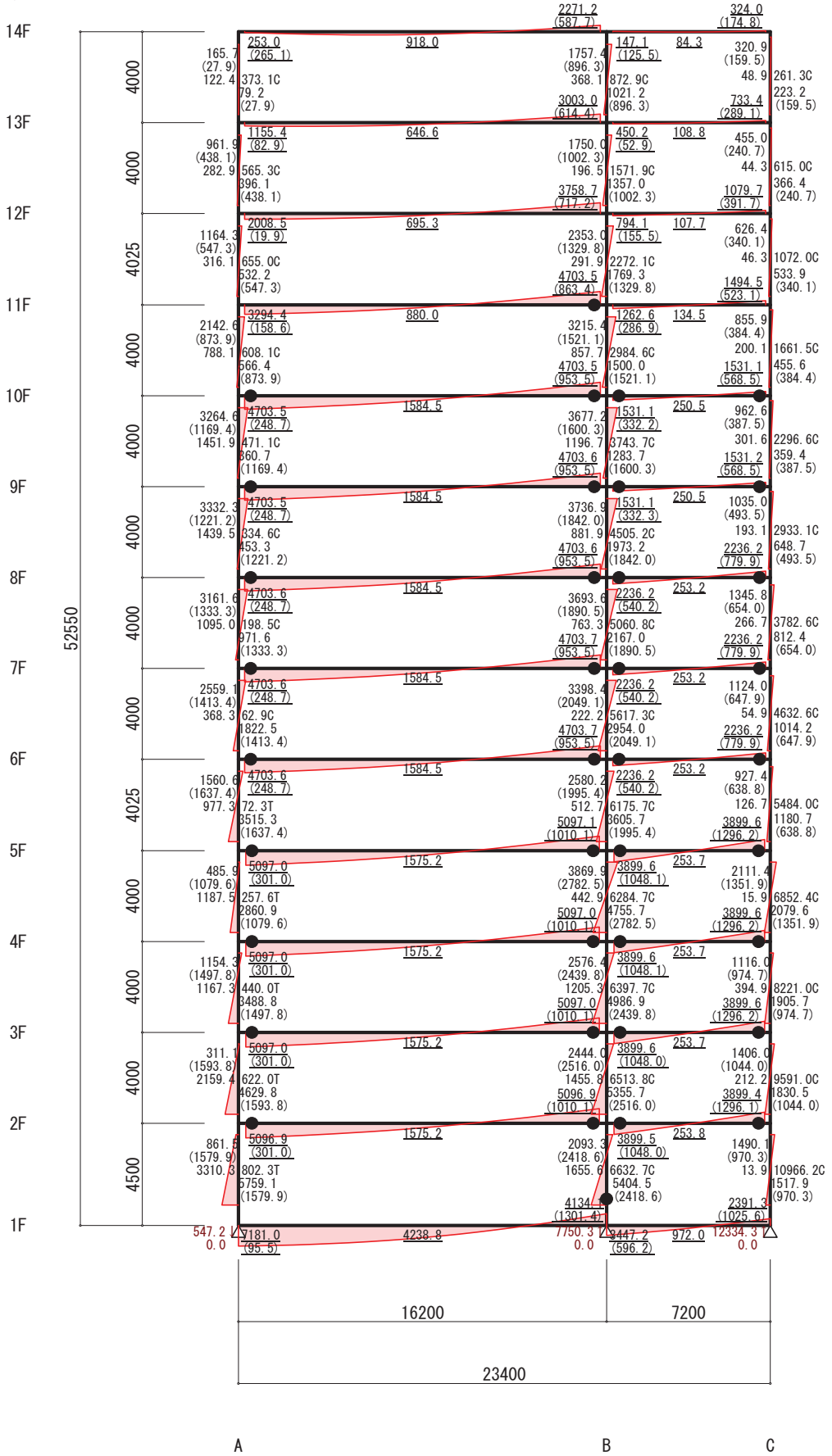

4 フレーム（S=1/272）

長期考慮危険断面位置応力（Ｙ方向 正加力）（立体ＭＳモデル）（Ｄs算定時）

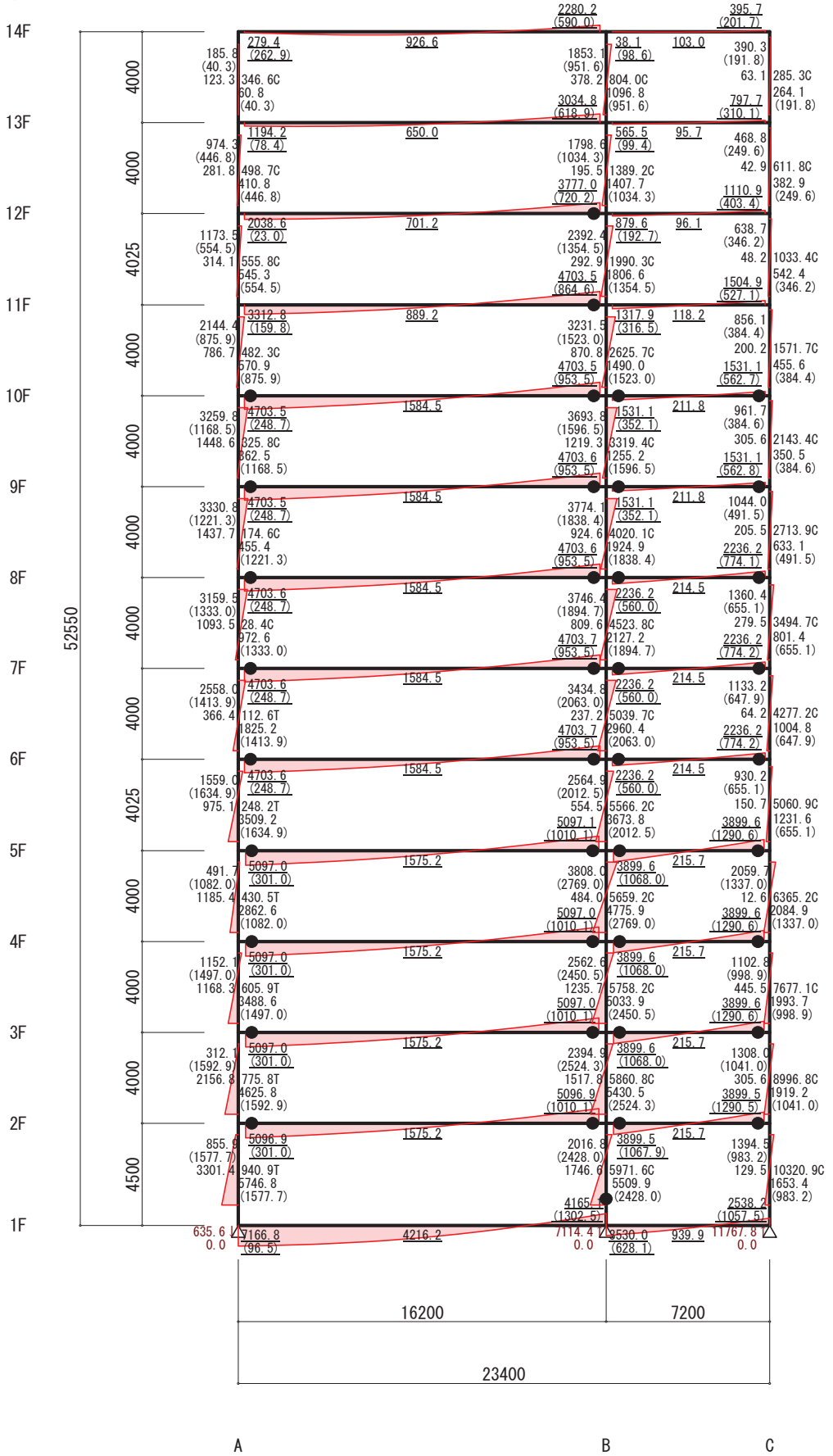

5 フレーム（S=1/272）

長期考慮危険断面位置応力（Ｙ方向 正加力）（立体ＭＳモデル）（Ｄs算定時）

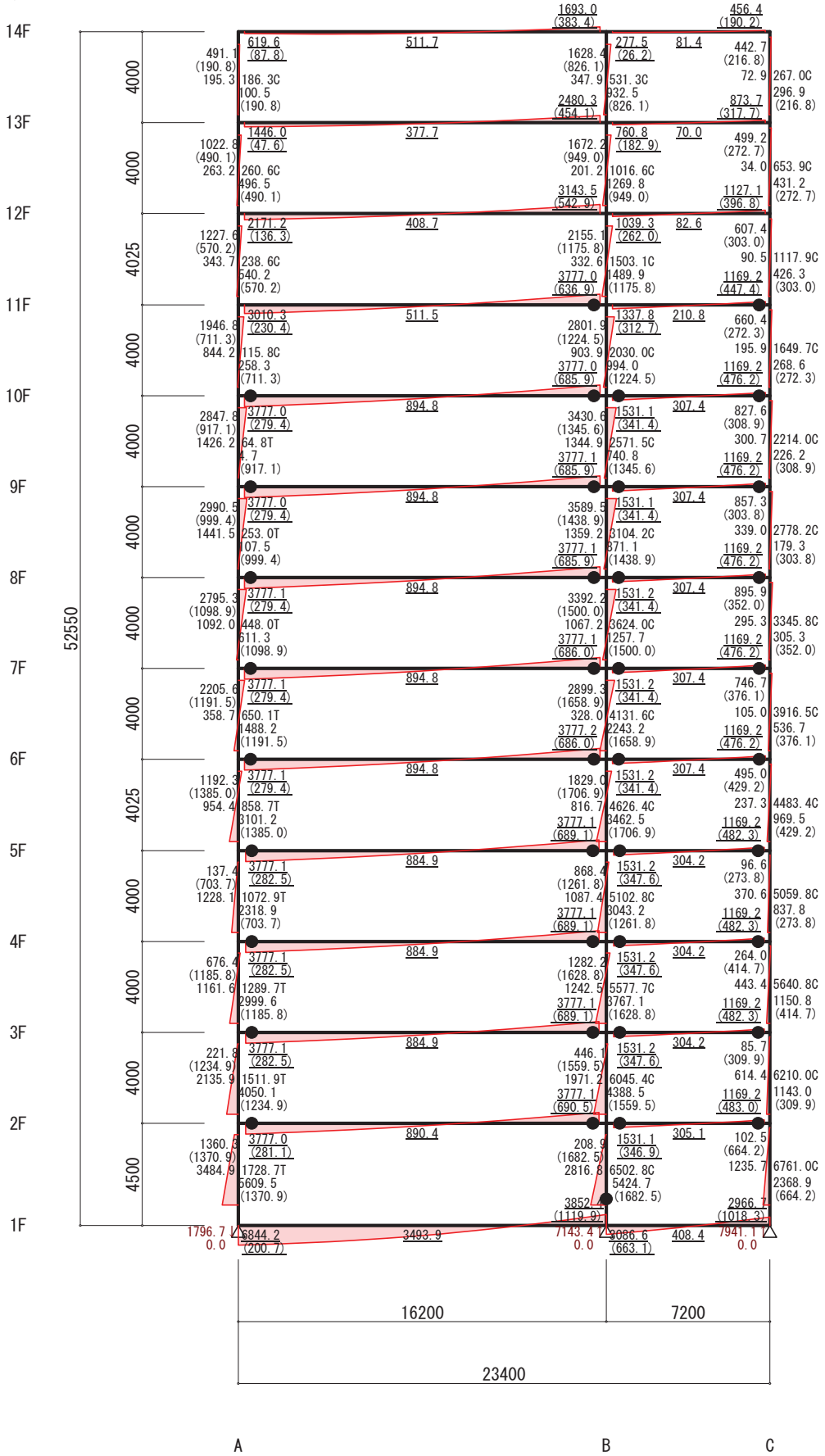

6 フレーム（S=1/272）

長期考慮危険断面位置応力（Ｙ方向 負加力）（立体ＭＳモデル）（Ｄs算定時）

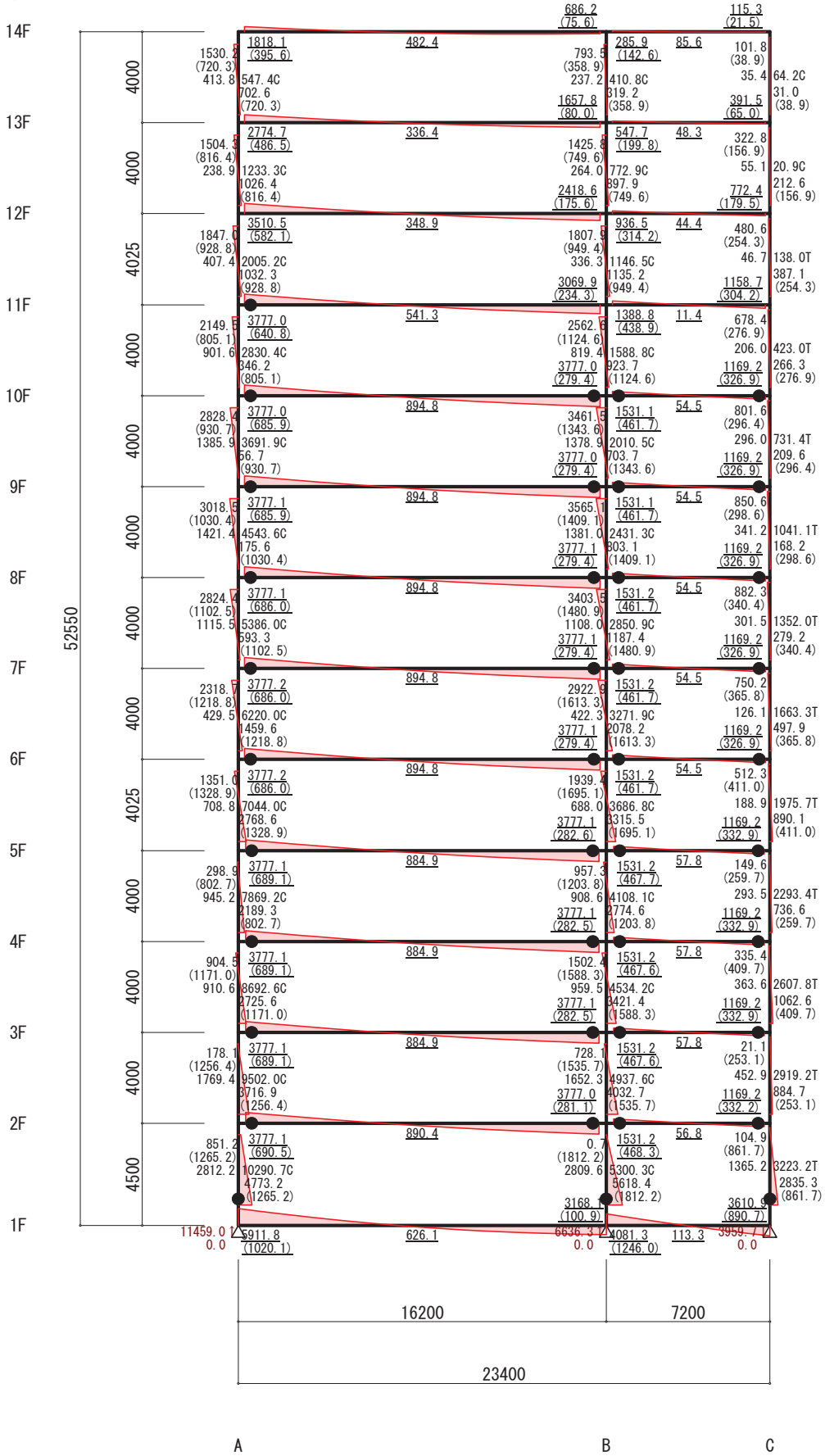

1 フレーム（S=1/272）

長期考慮危険断面位置応力（Ｙ方向 負加力）（立体ＭＳモデル）（Ｄs算定時）

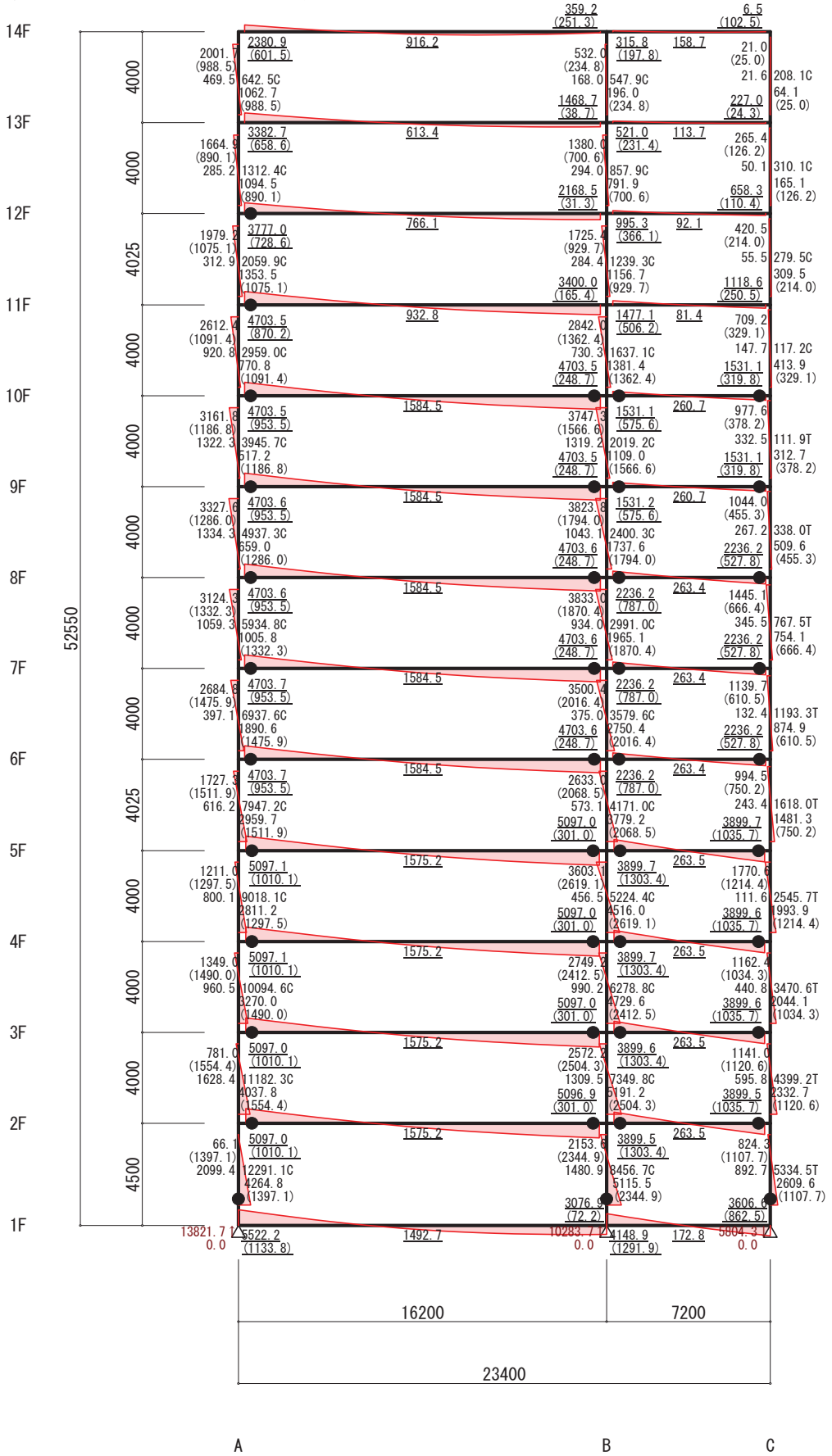

2 フレーム（S=1/272）

長期考慮危険断面位置応力（Ｙ方向 負加力）（立体ＭＳモデル）（Ｄs算定時）

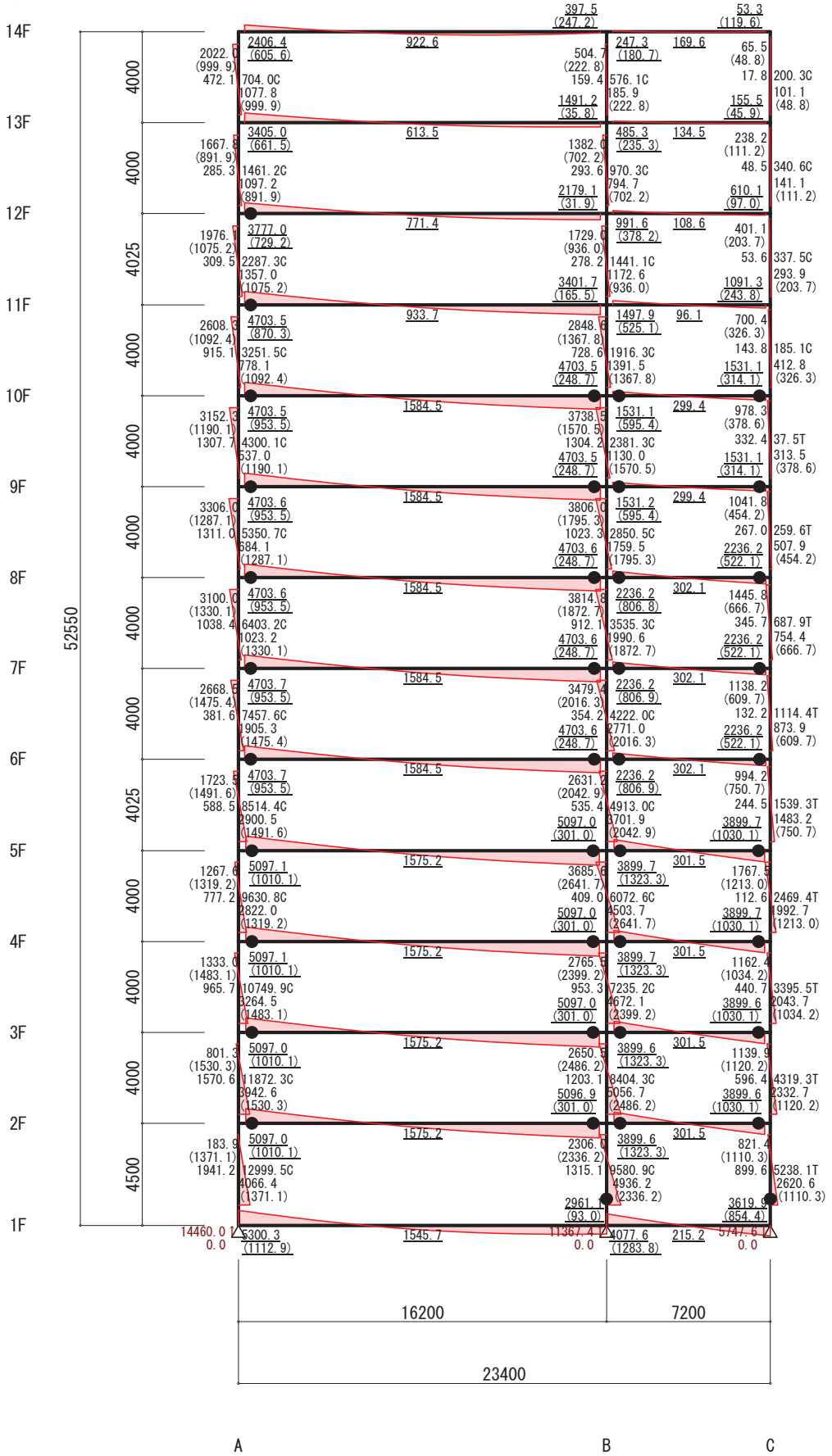

3 フレーム（S=1/272）

長期考慮危険断面位置応力（Ｙ方向 負加力）（立体ＭＳモデル）（Ｄs算定時）

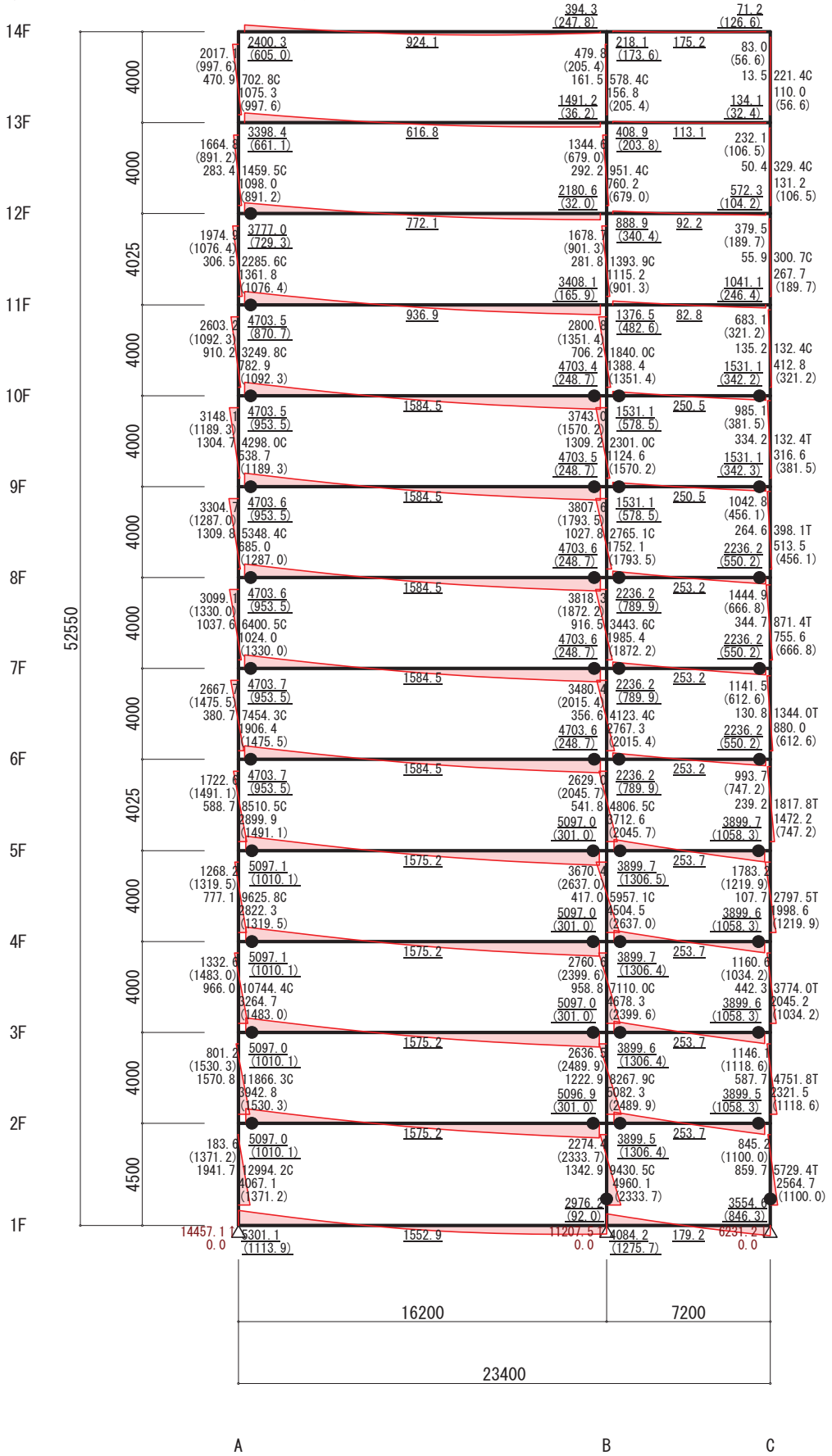

4 フレーム（S=1/272）

長期考慮危険断面位置応力（Ｙ方向 負加力）（立体ＭＳモデル）（Ｄs算定時）

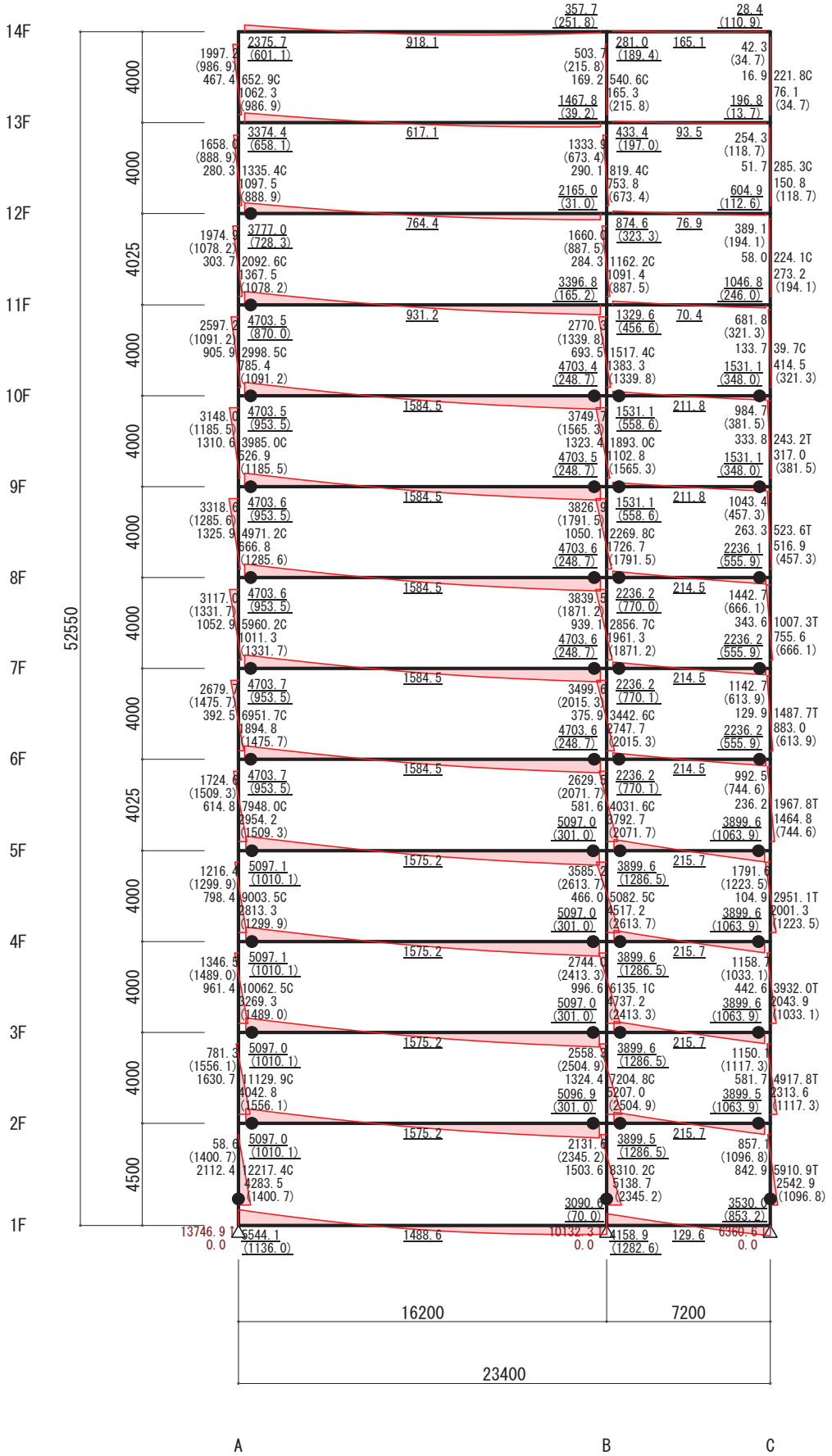

5 フレーム（S=1/272）

長期考慮危険断面位置応力（Ｙ方向 負加力）（立体ＭＳモデル）（Ｄs算定時）

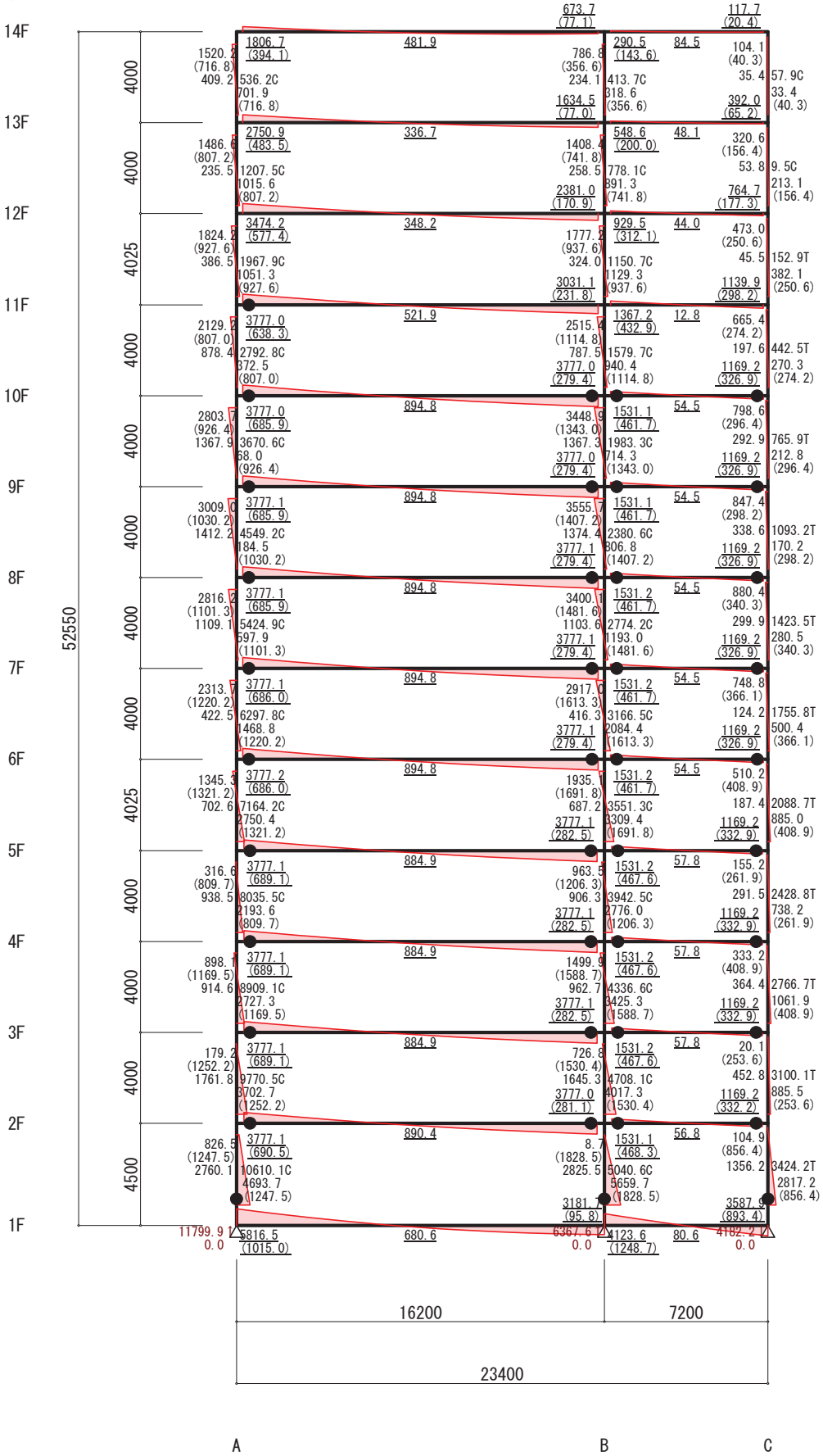

6 フレーム（S=1/272）

U-3.3　部材の終局強度（Ｄs算定時）

U-3.3.1　部材の終局強度図（Ｄs算定時）

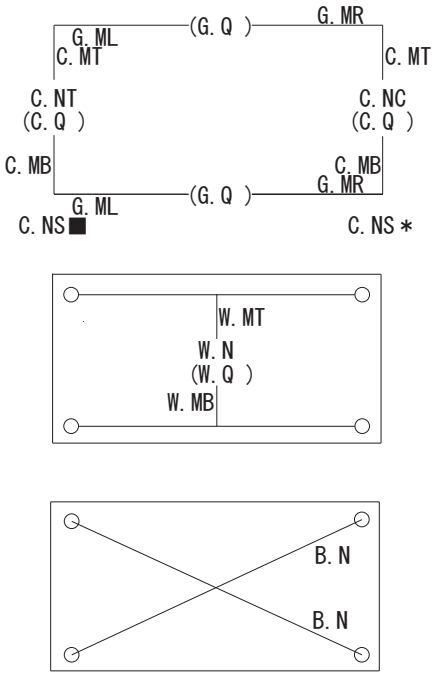

G.ML	：はり左端危険断面位置曲げ耐力	(kN･m)
G.MR	：はり左端危険断面位置曲げ耐力	(kN･m)
G.Q	：はりせん断耐力	(kN)
C.MT	：柱頭危険断面位置曲げ耐力	(kN･m)
C.MB	：柱脚危険断面位置曲げ耐力	(kN･m)
C.N	：柱軸耐力（T:引張、C:圧縮）	(kN)
C.Q	：柱のせん断耐力	(kN)
C.NS	：支点鉛直耐力 ■:浮上り、＊:圧壊	(kN)
W.MT	：壁柱 柱頭の曲げ耐力	(kN･m)
W.MB	：壁柱 柱脚の曲げ耐力	(kN･m)
W.Q	：壁・ブレースのせん断力	(kN)
W.N	：壁柱軸耐力（T:引張、C:圧縮）	(kN)
B.N	：ブレース部材軸耐力	(kN)

※
解析モデルが２方向ＭＳモデルの場合の
柱の曲げ耐力は２軸曲げを考慮した値です。

終局強度（Ｘ方向 正加力）（立体ＭＳモデル）（Ｄs算定時）



A フレーム (S=1/272)

終局強度（Ｘ方向 正加力）（立体ＭＳモデル）（Ｄs算定時）



B フレーム (S=1/272)

終局強度（Ｘ方向 正加力）（立体ＭＳモデル）（Ｄs算定時）



C フレーム (S=1/272)

終局強度（Ｘ方向 負加力）（立体ＭＳモデル）（Ｄs算定時）



終局強度（Ｘ方向 負加力）（立体ＭＳモデル）（Ｄs算定時）



終局強度（Ｘ方向 負加力）（立体ＭＳモデル）（Ｄs算定時）



C フレーム (S=1/272)

終局強度（Ｙ方向 正加力）（立体ＭＳモデル）（Ｄs算定時）

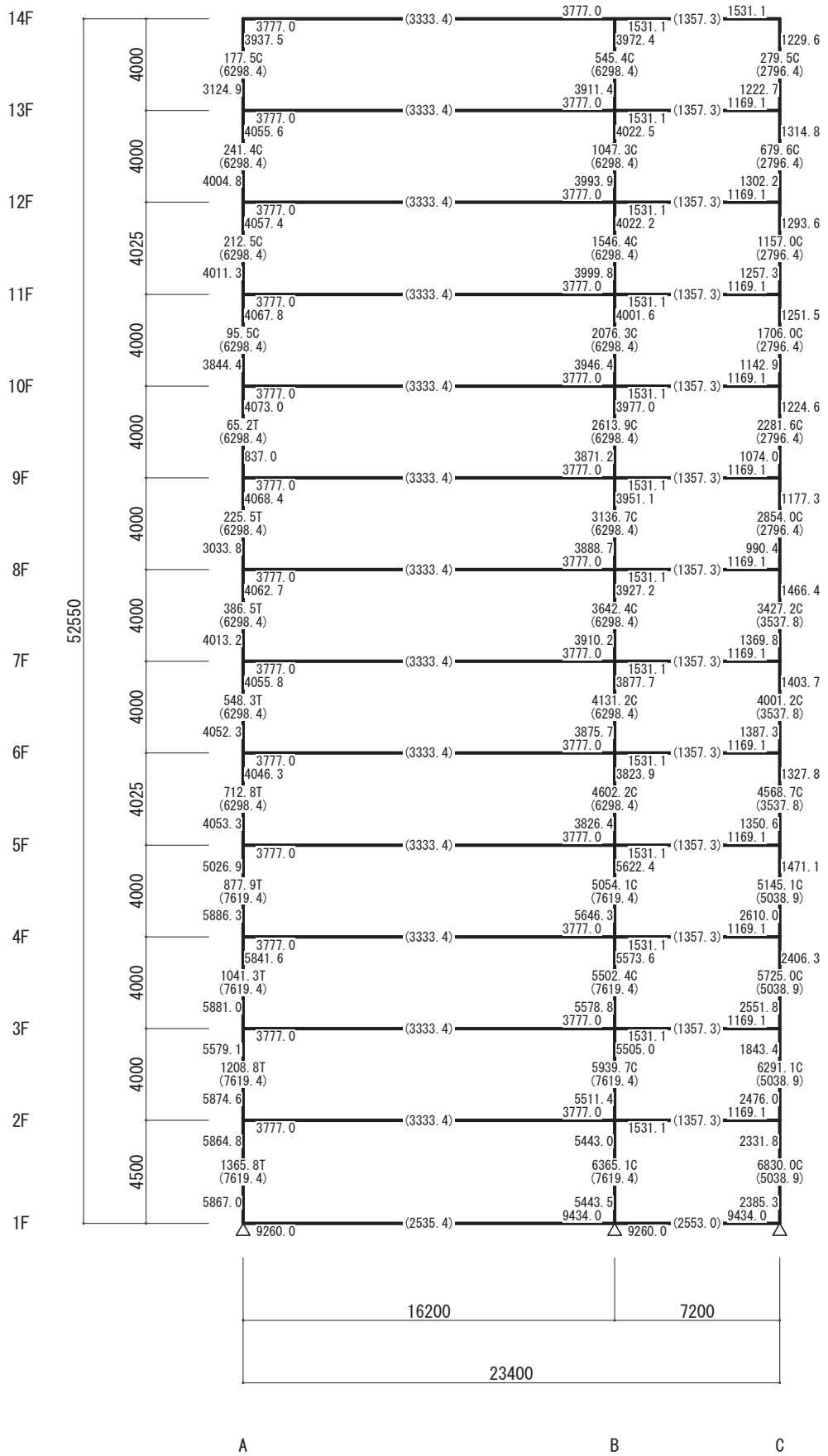

1 フレーム (S=1/272)

終局強度（Ｙ方向 正加力）（立体ＭＳモデル）（Ｄs算定時）



2 フレーム (S=1/272)

終局強度（Ｙ方向 正加力）（立体ＭＳモデル）（Ｄs算定時）



3 フレーム (S=1/272)

終局強度（Ｙ方向 正加力）（立体ＭＳモデル）（Ｄs算定時）



4 フレーム (S=1/272)

終局強度（Ｙ方向 正加力）（立体ＭＳモデル）（Ｄs算定時）



5 フレーム (S=1/272)

終局強度（Ｙ方向 正加力）（立体ＭＳモデル）（Ｄs算定時）

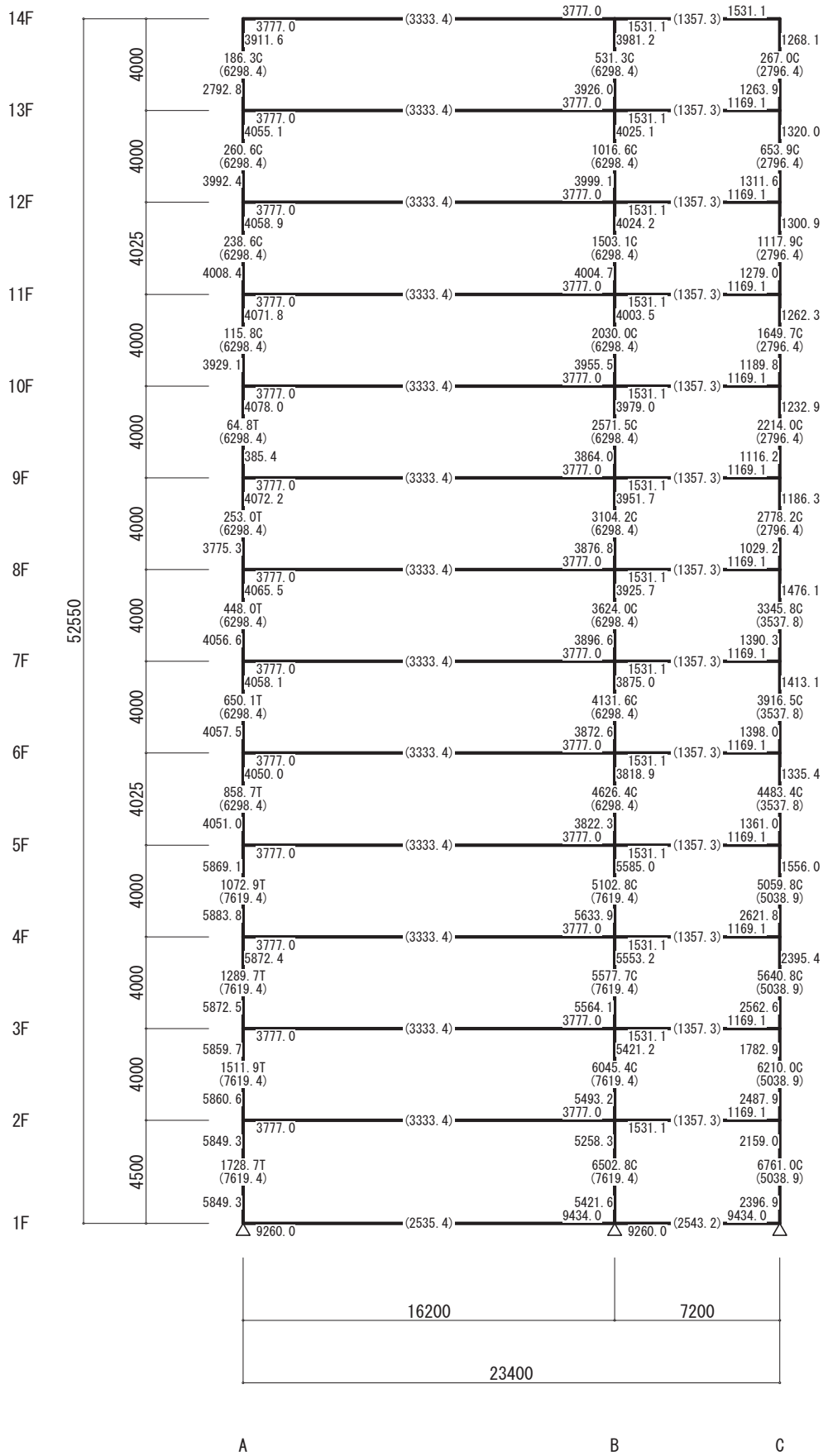

6 フレーム (S=1/272)

終局強度（Ｙ方向 負加力）（立体ＭＳモデル）（Ｄs算定時）

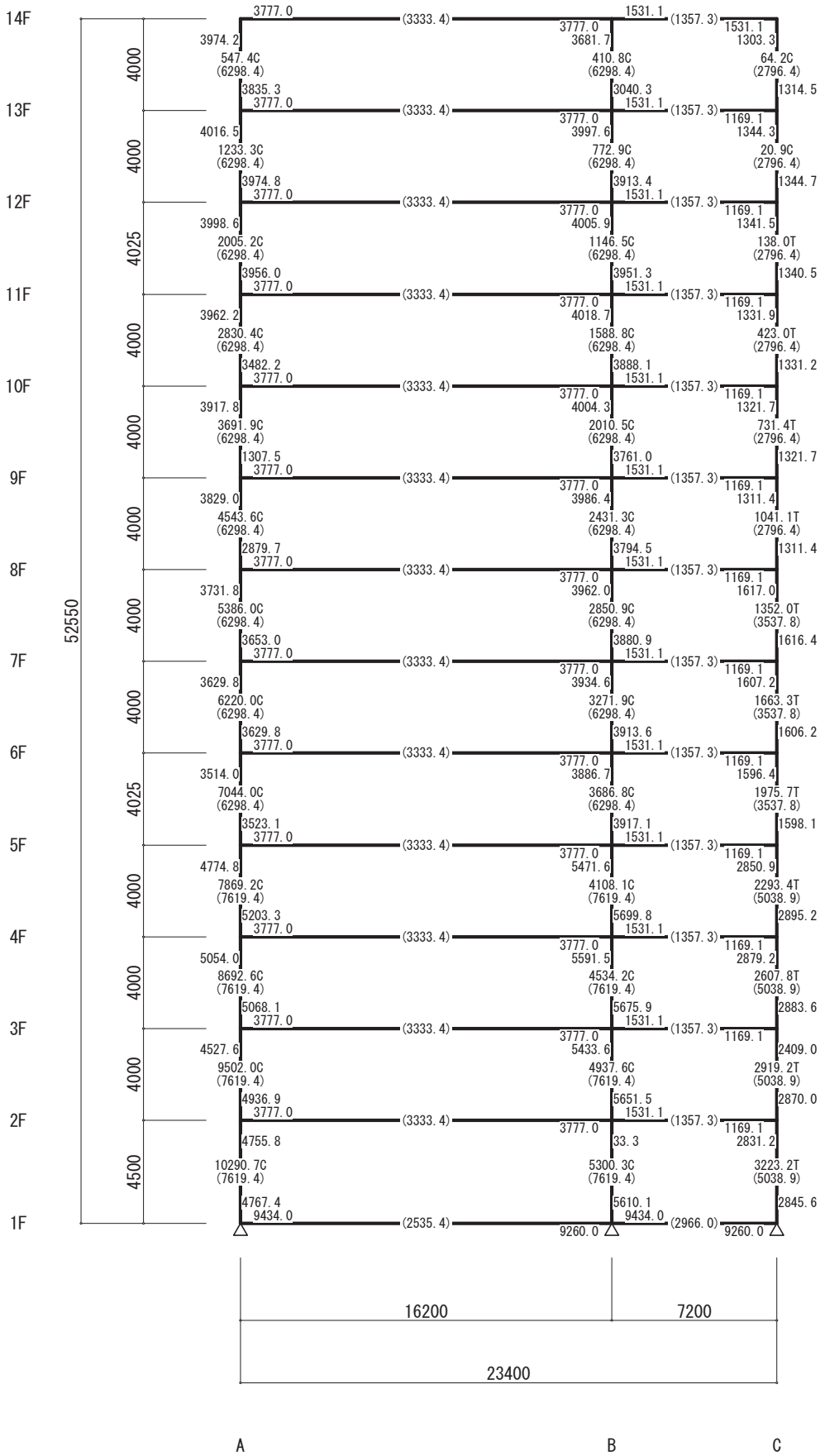

1 フレーム (S=1/272)

終局強度（Ｙ方向 負加力）（立体ＭＳモデル）（Ｄs算定時）

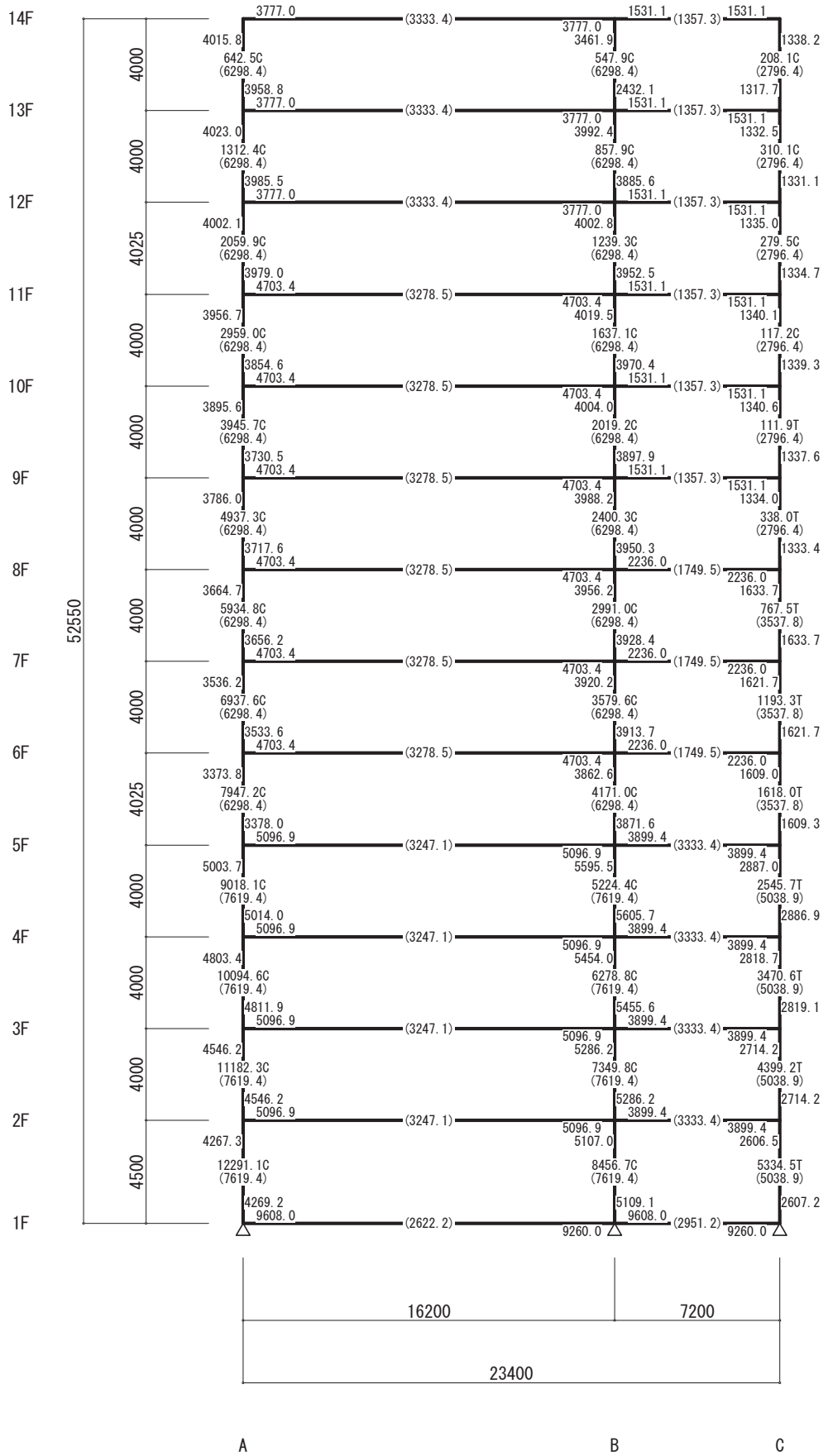

2 フレーム (S=1/272)

終局強度（Ｙ方向 負加力）（立体ＭＳモデル）（Ｄs算定時）

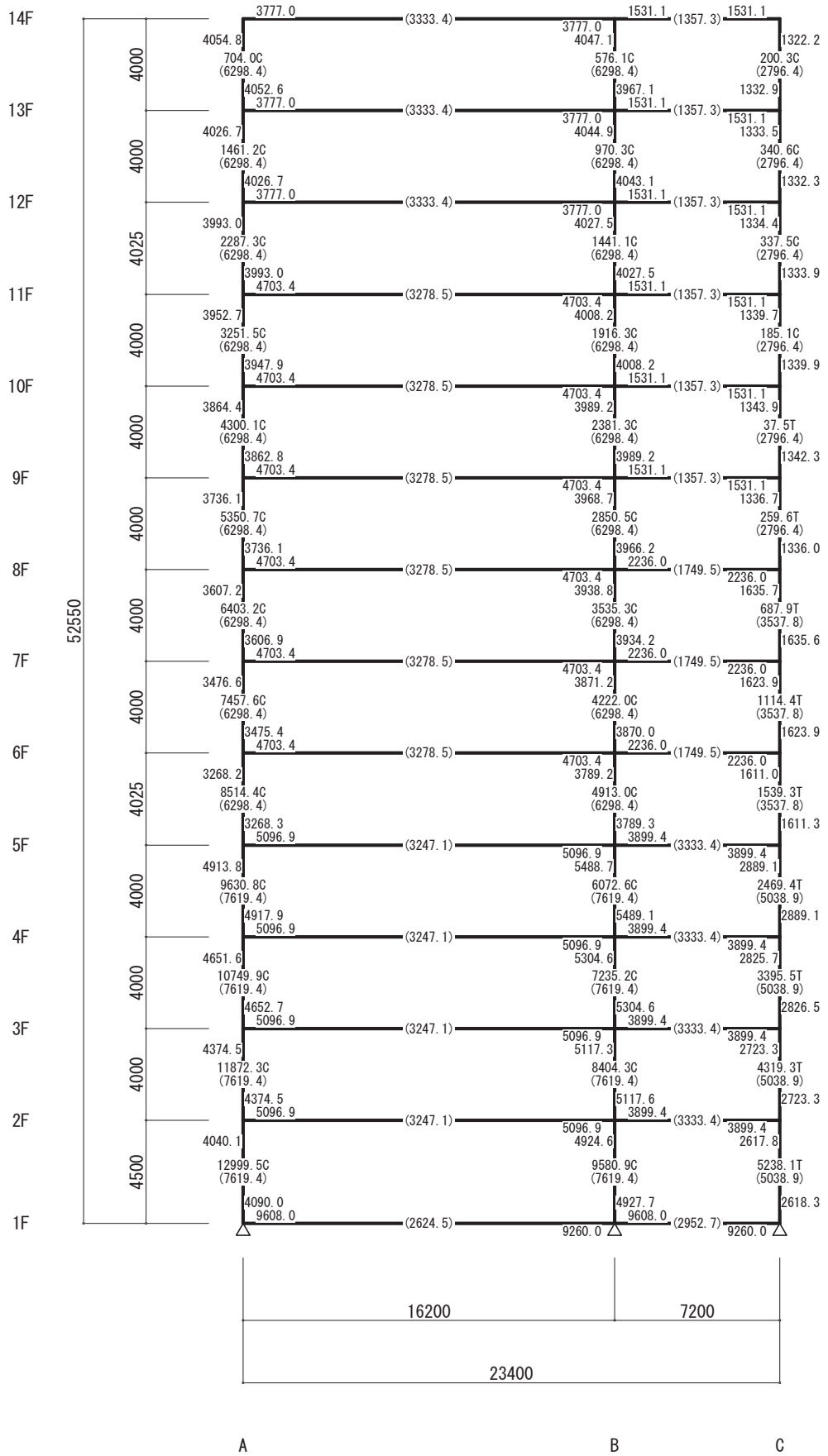

3 フレーム (S=1/272)

終局強度（Ｙ方向 負加力）（立体ＭＳモデル）（Ｄs算定時）

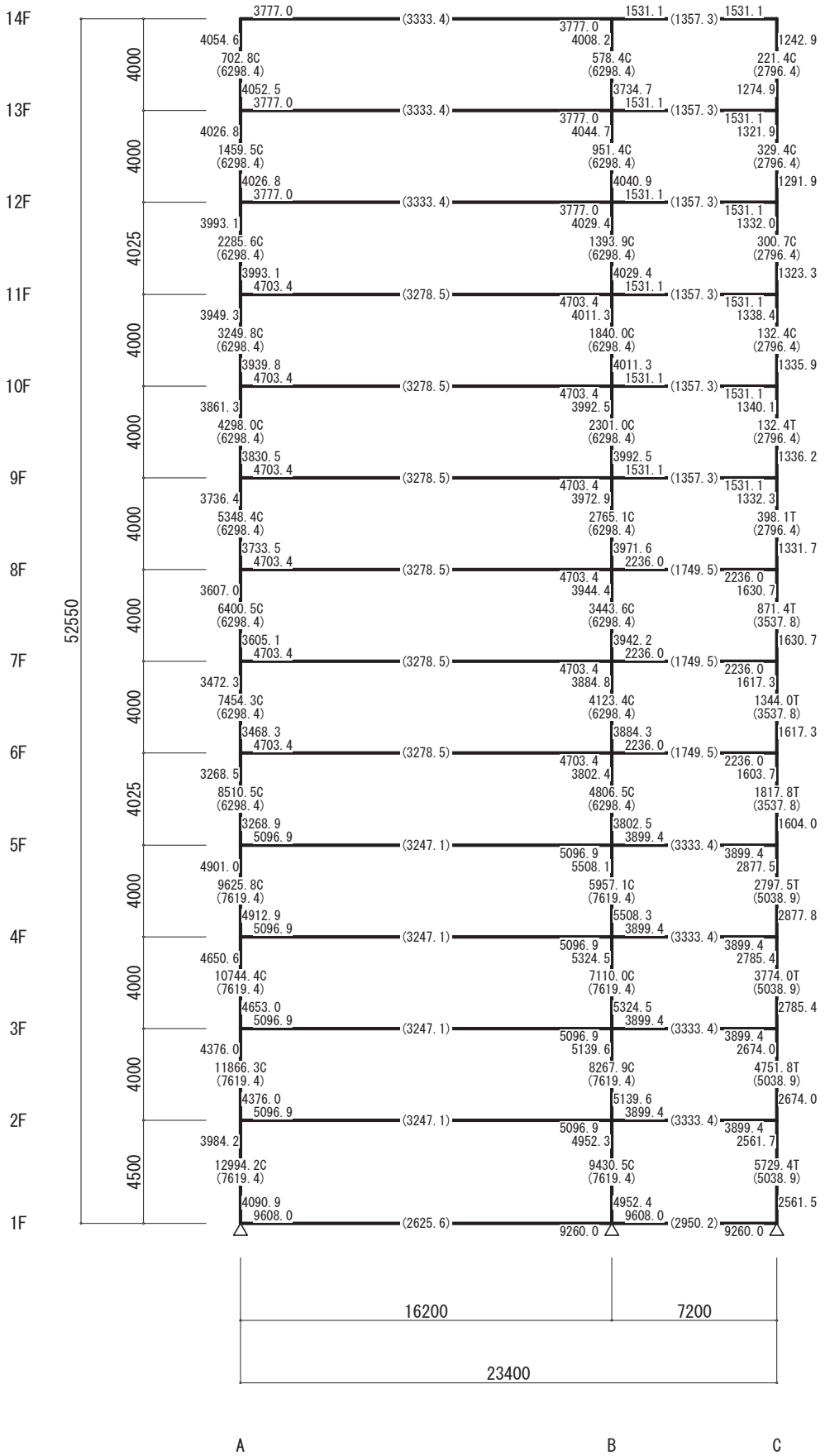

4 フレーム (S=1/272)

終局強度（Ｙ方向 負加力）（立体ＭＳモデル）（Ｄs算定時）

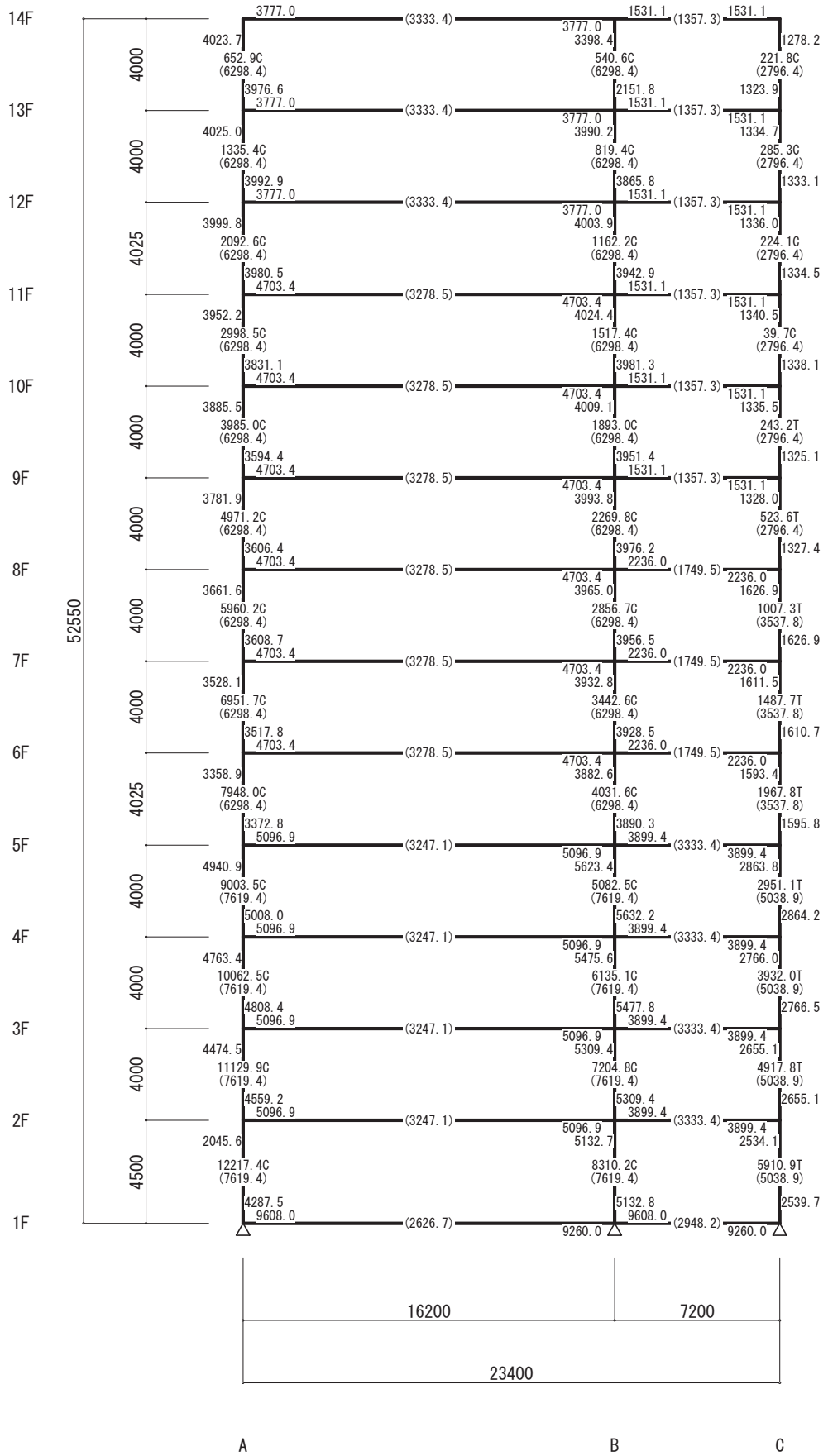

5 フレーム (S=1/272)

終局強度（Ｙ方向 負加力）（立体ＭＳモデル）（Ｄs算定時）

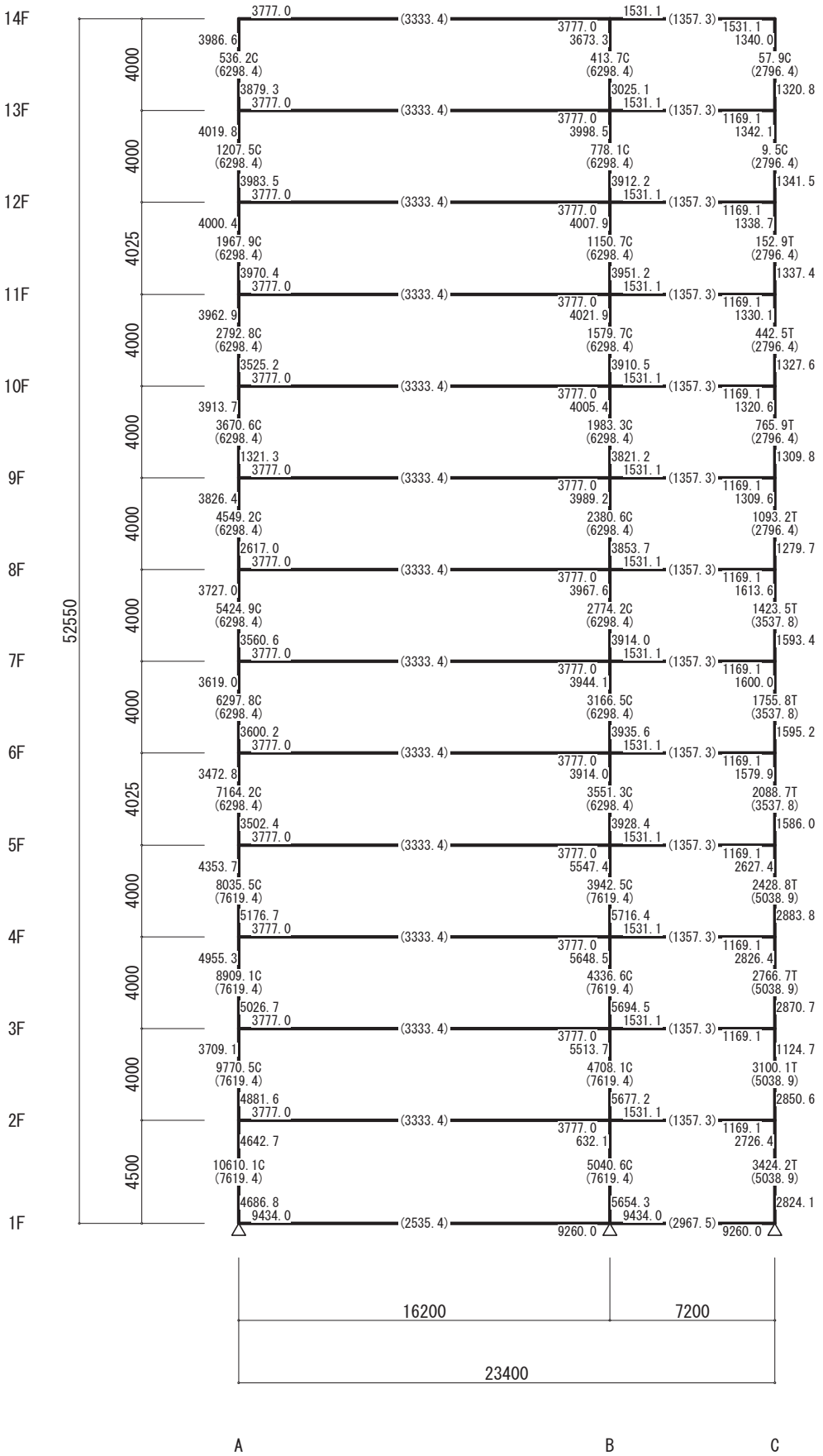

6 フレーム (S=1/272)

U-3.4　終局時ヒンジ図（Ｄs算定時）

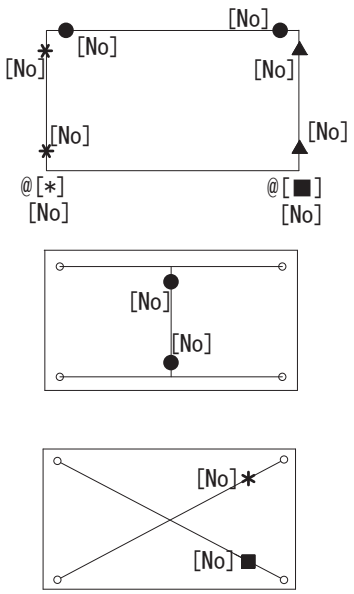

●　：曲げ破壊
▲　：せん断破壊
■　：引張破壊
＊　：圧縮破壊
耐震壁の破壊表示
◎　：耐震壁の壁板のみの曲げ破壊

[No]　：崩壊荷重ステップ数
@　：基礎鉛直バネ
[*]　：浮上り判定、■:浮上り、*:圧壊

ヒンジ図（Ｘ方向 正加力）（立体ＭＳモデル）（Ｄs算定時）

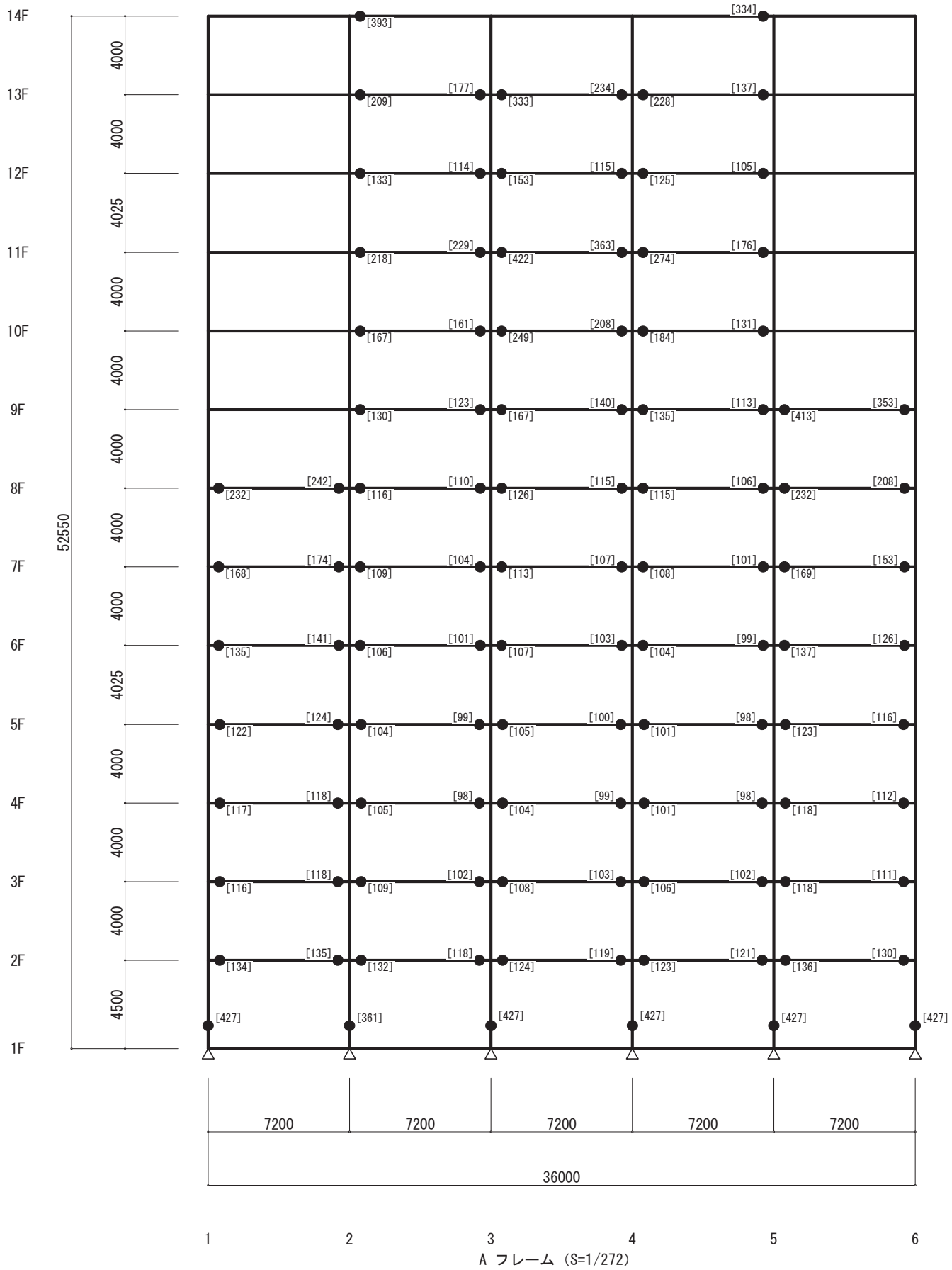

A フレーム (S=1/272)

ヒンジ図（Ｘ方向 正加力）（立体ＭＳモデル）（Ｄs算定時）

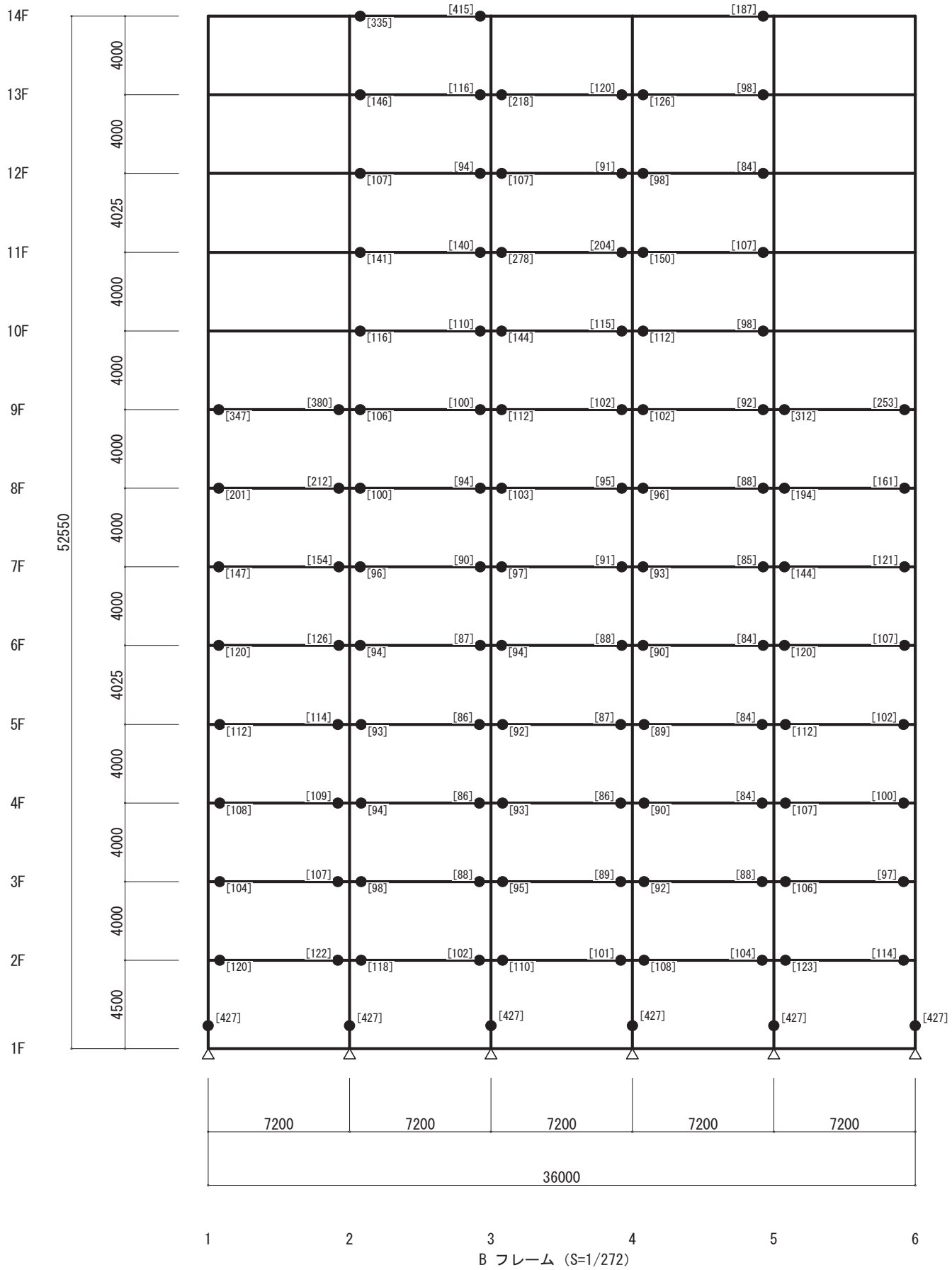

ヒンジ図（Ｘ方向 正加力）（立体ＭＳモデル）（Ｄs算定時）

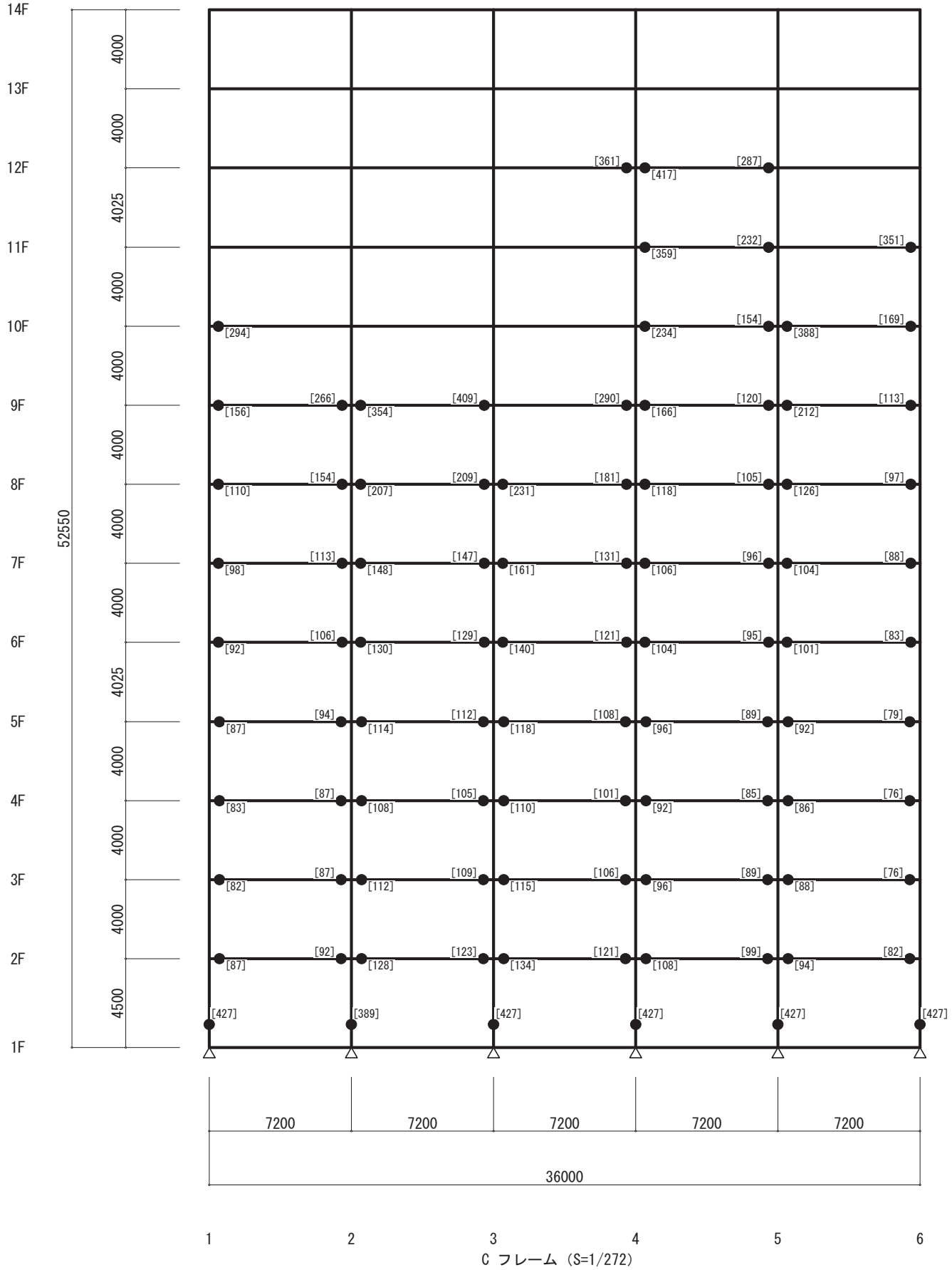

C フレーム（S=1/272）

ヒンジ図（Ｘ方向 負加力）（立体ＭＳモデル）（Ｄs算定時）

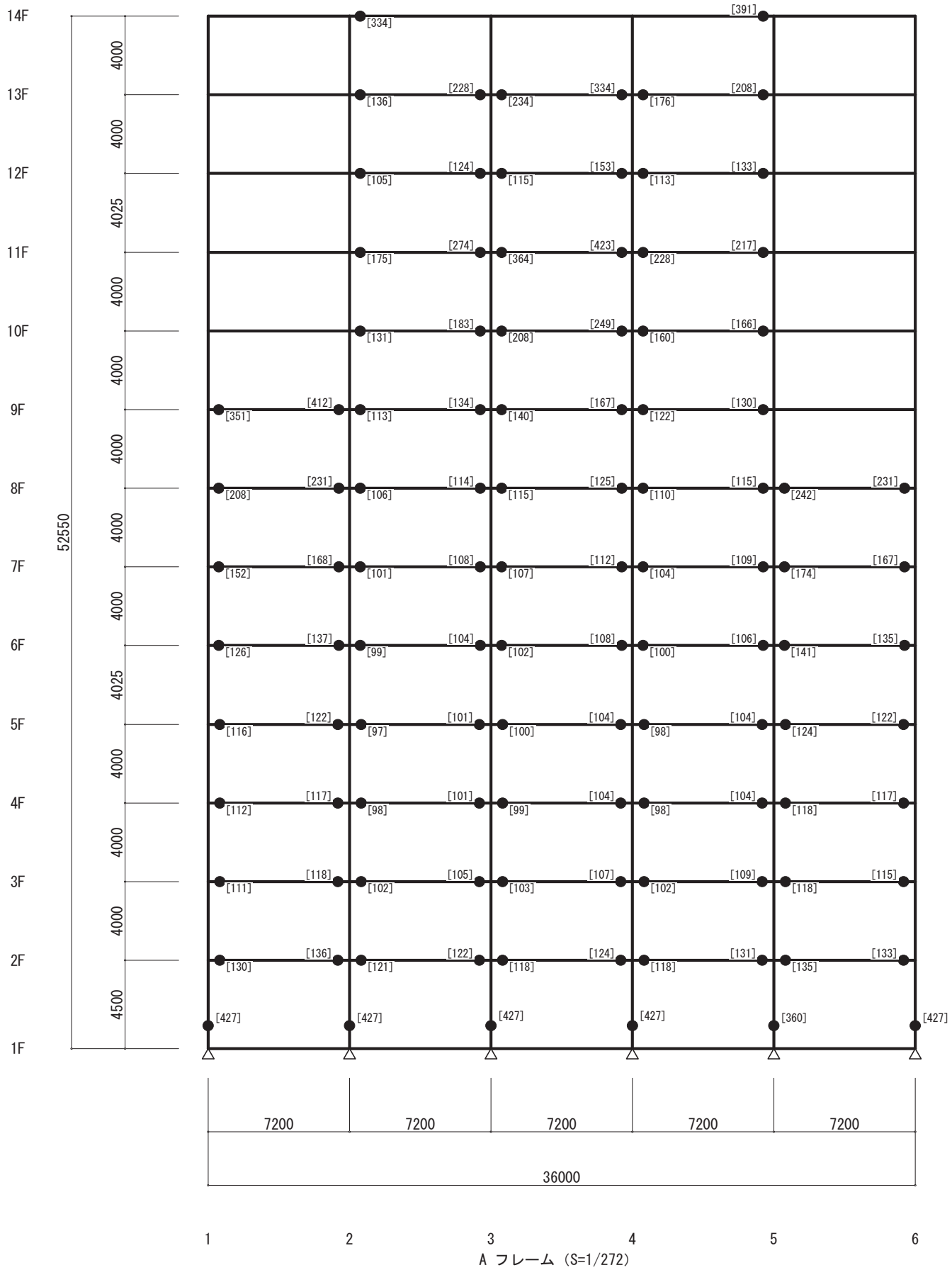

A フレーム (S=1/272)

ヒンジ図（Ｘ方向 負加力）（立体ＭＳモデル）（Ｄs算定時）

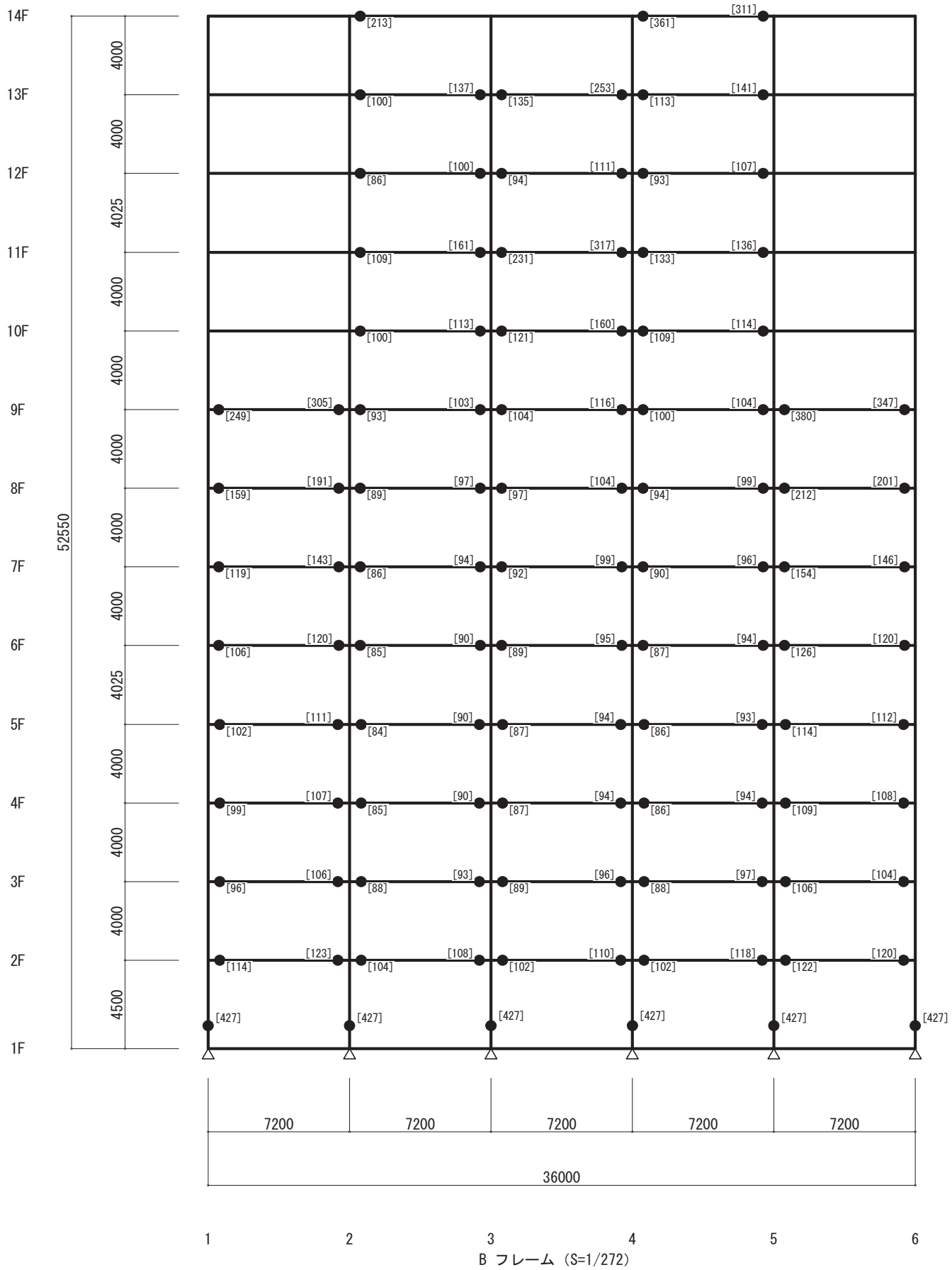

B フレーム（S=1/272）

ヒンジ図（Ｘ方向 負加力）（立体ＭＳモデル）（Ｄs算定時）

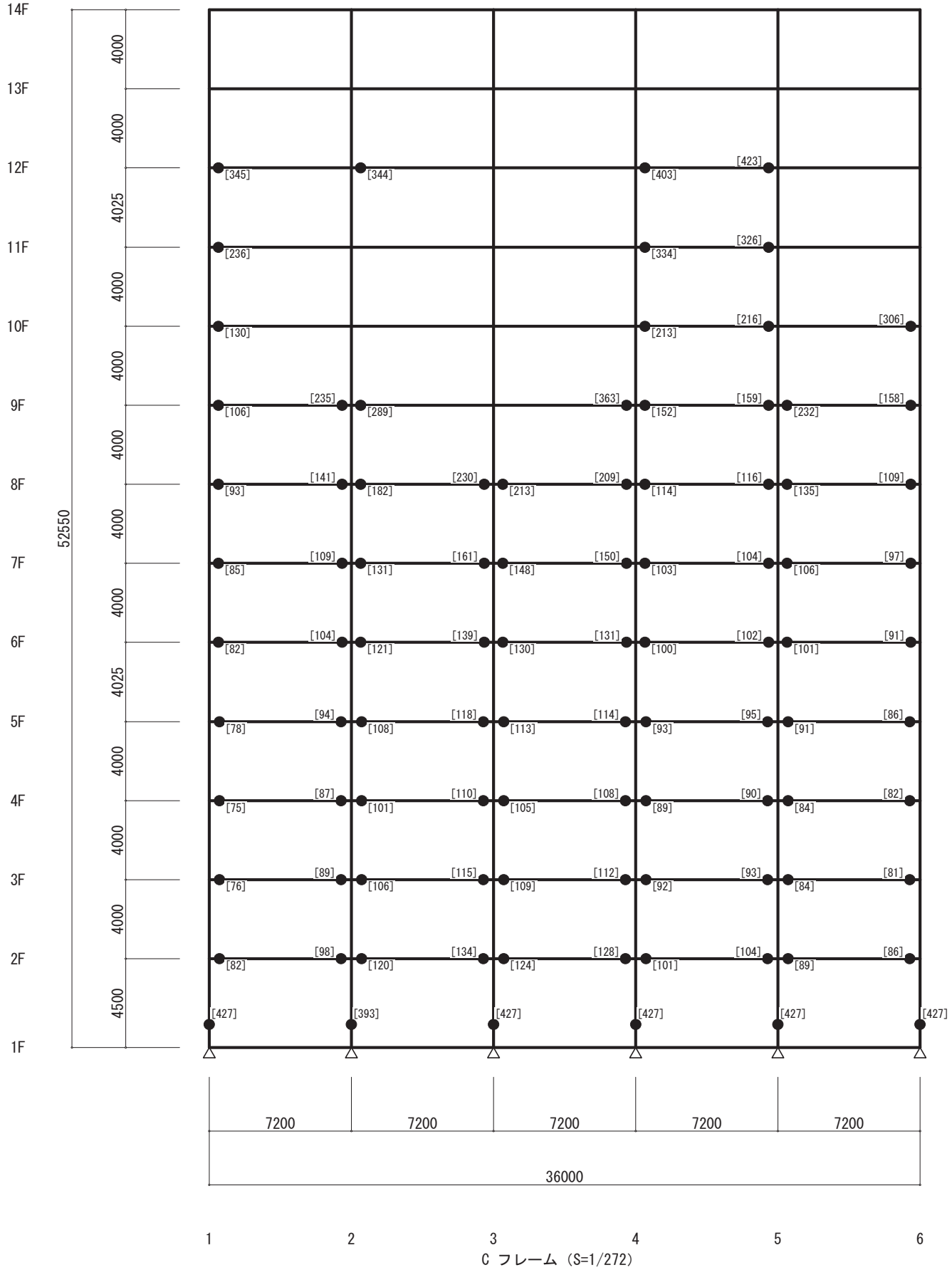

C フレーム（S=1/272）

ヒンジ図（Ｙ方向 正加力）（立体ＭＳモデル）（Ｄs算定時）

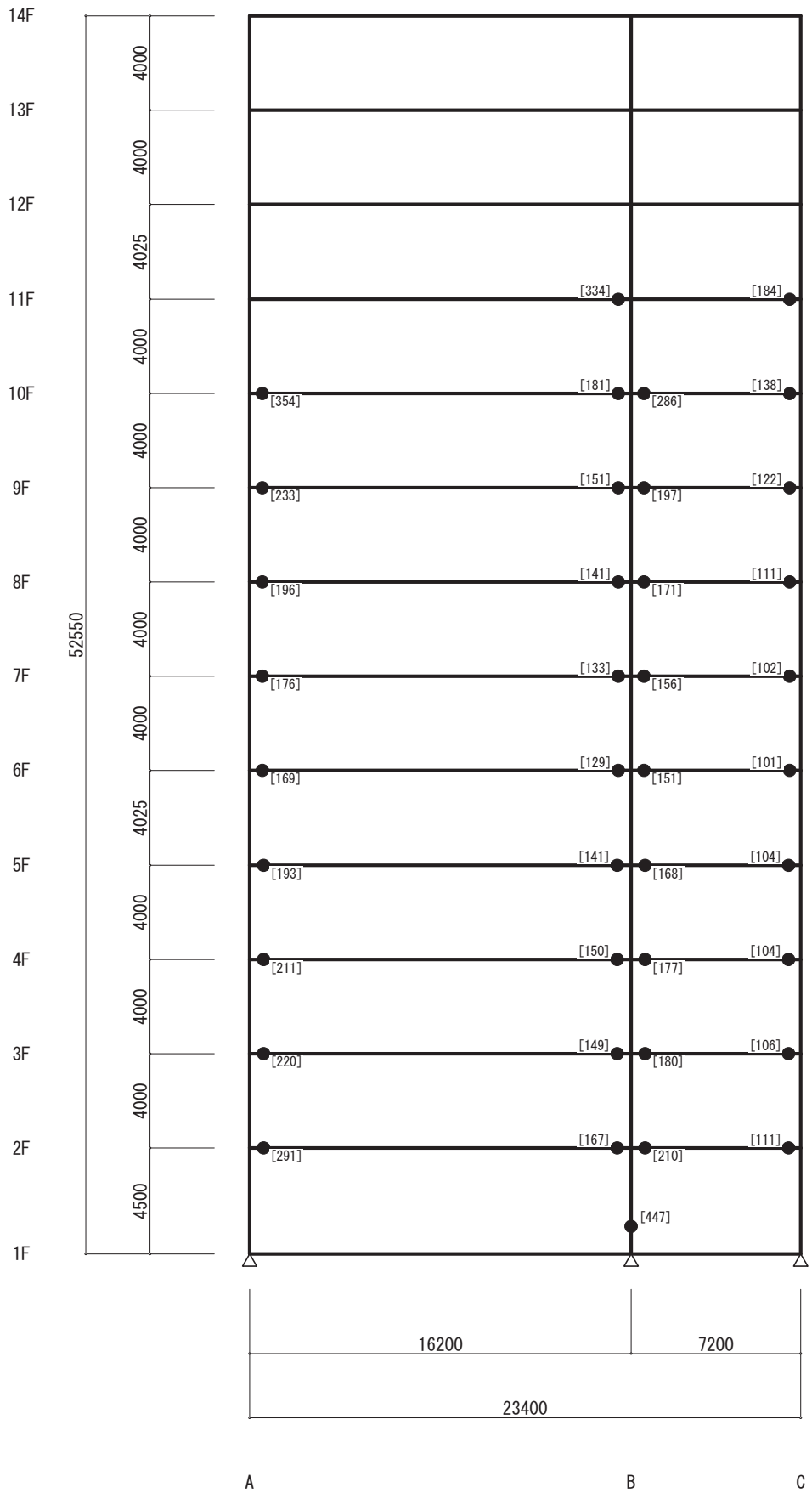

1 フレーム（S=1/272）

ヒンジ図（Ｙ方向 正加力）（立体ＭＳモデル）（Ｄs算定時）

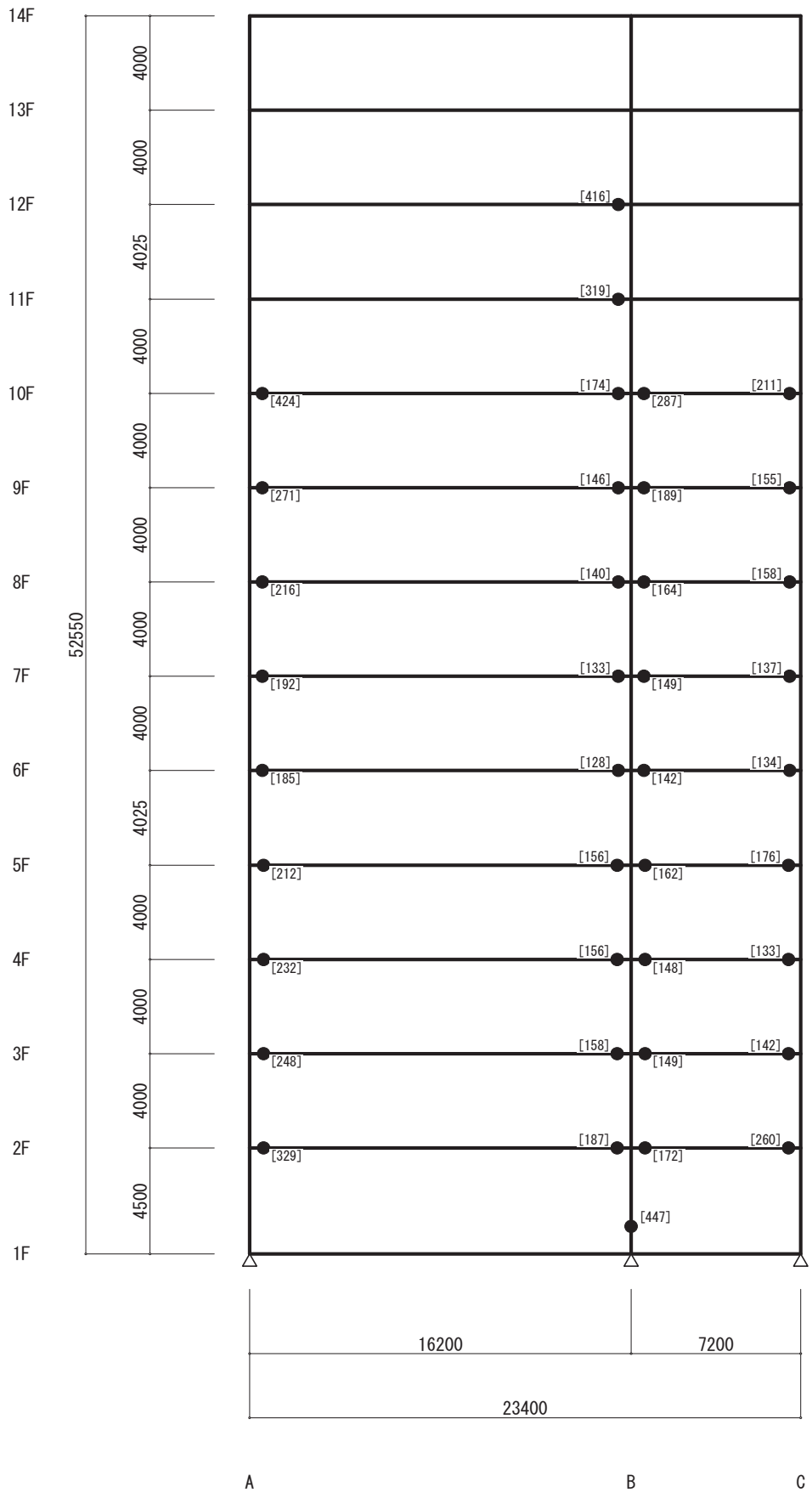

2 フレーム (S=1/272)

ヒンジ図（Ｙ方向 正加力）（立体ＭＳモデル）（Ｄs算定時）

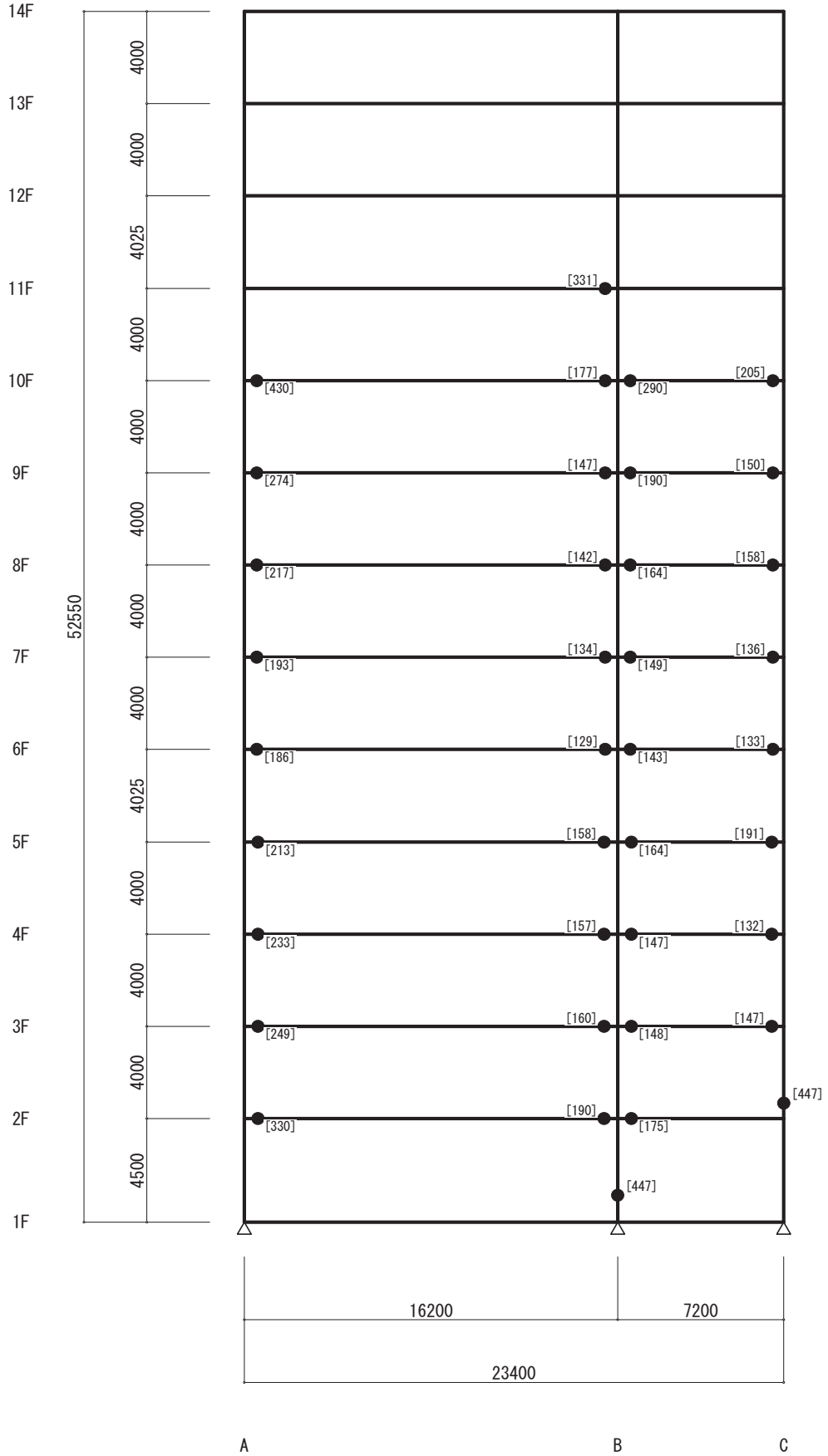

3 フレーム（S=1/272）

ヒンジ図（Ｙ方向 正加力）（立体ＭＳモデル）（Ｄs算定時）

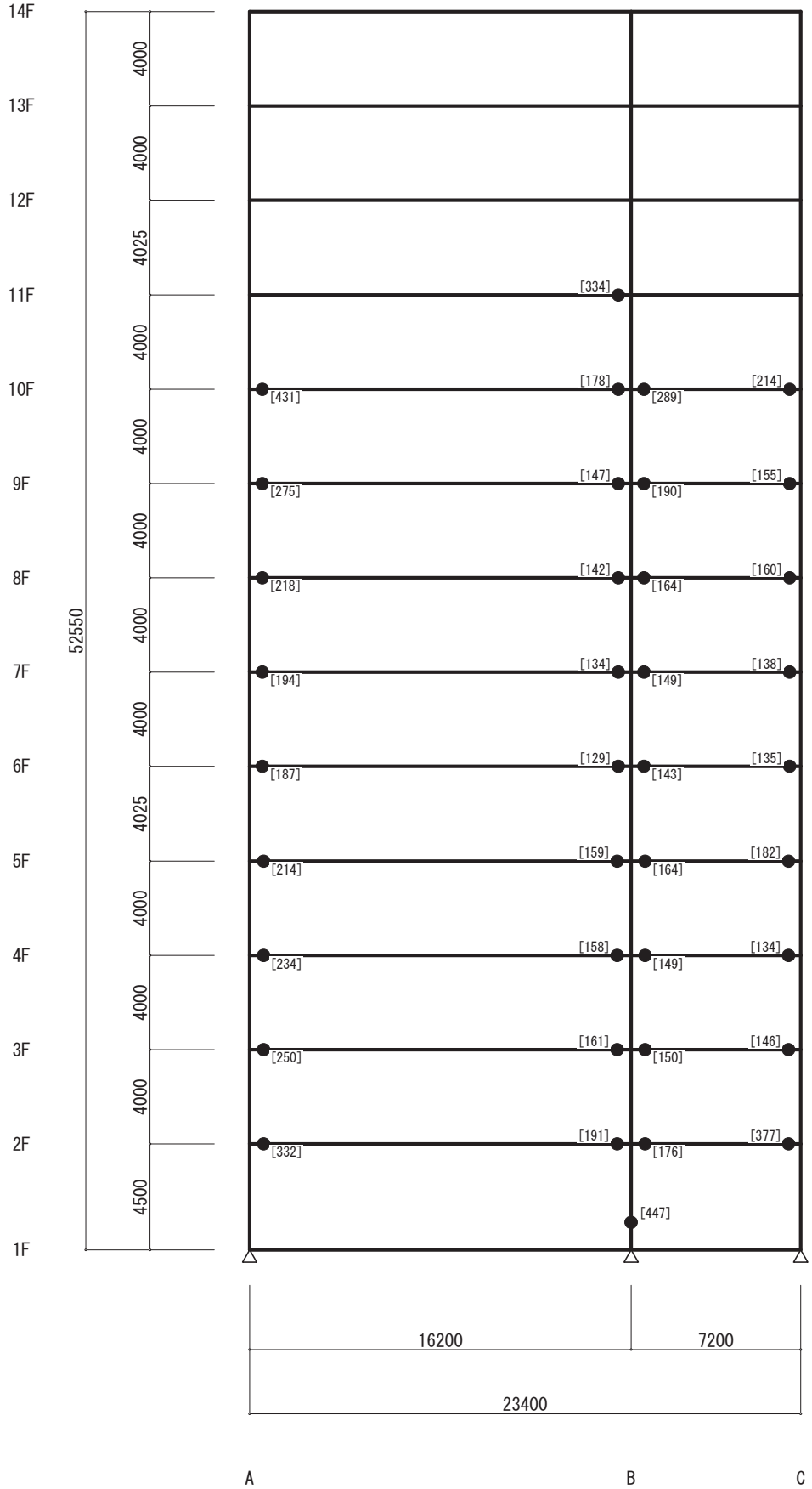

4 フレーム（S=1/272）

ヒンジ図（Ｙ方向 正加力）（立体ＭＳモデル）（Ｄs算定時）

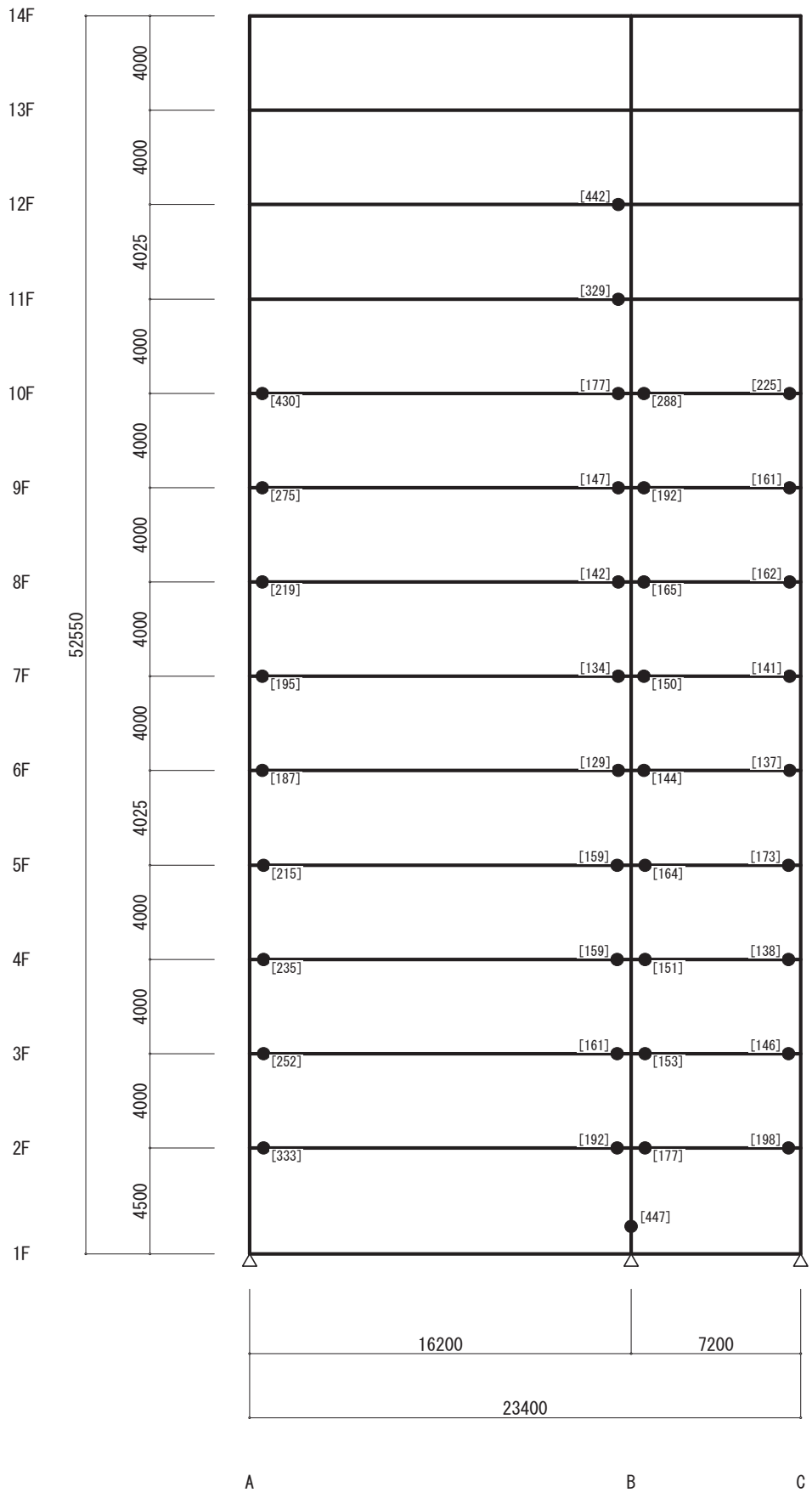

5 フレーム（S=1/272）

ヒンジ図（Ｙ方向 正加力）（立体ＭＳモデル）（Ｄs算定時）

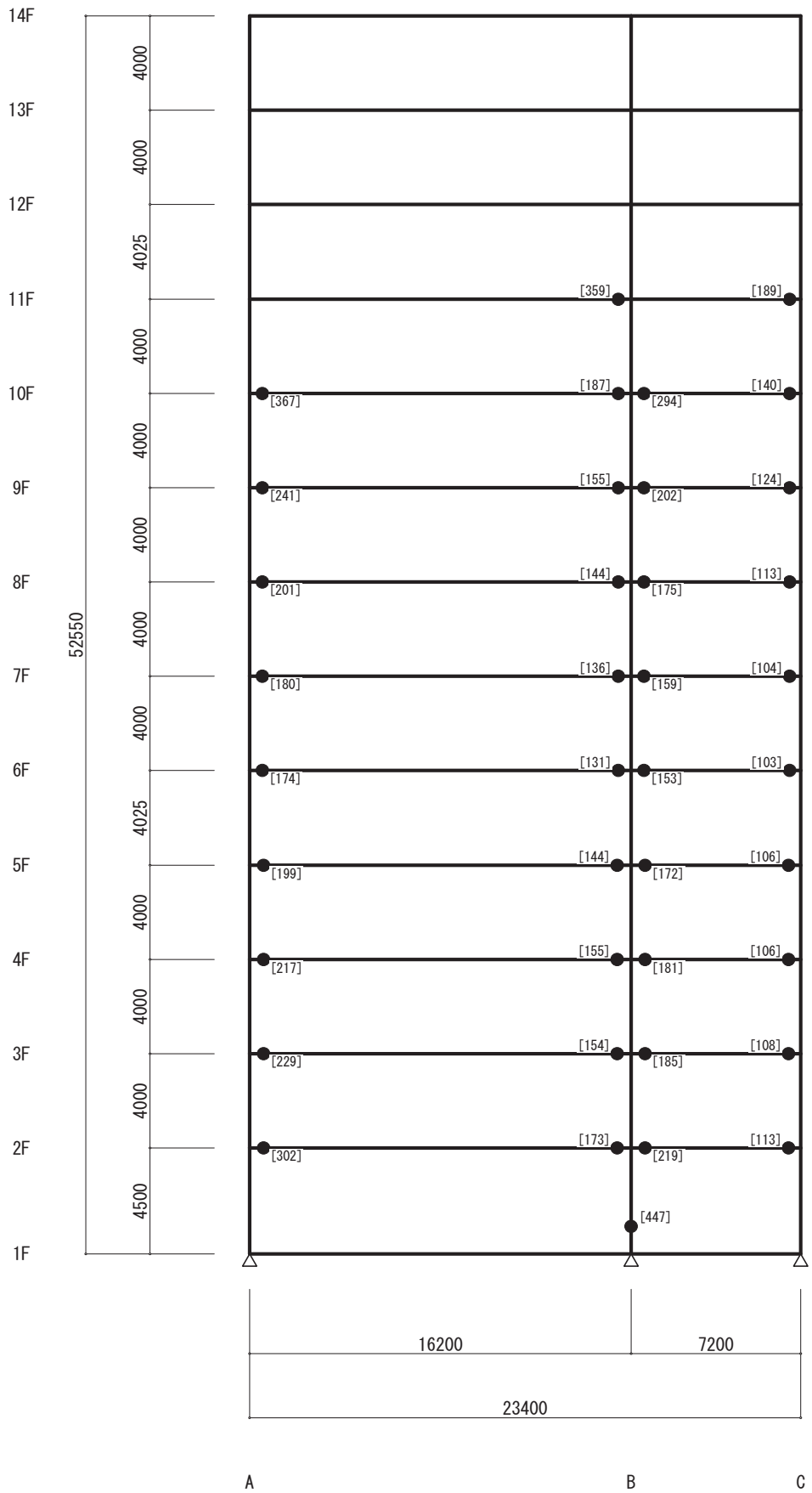

6 フレーム (S=1/272)

ヒンジ図（Ｙ方向 負加力）（立体ＭＳモデル）（Ｄs算定時）

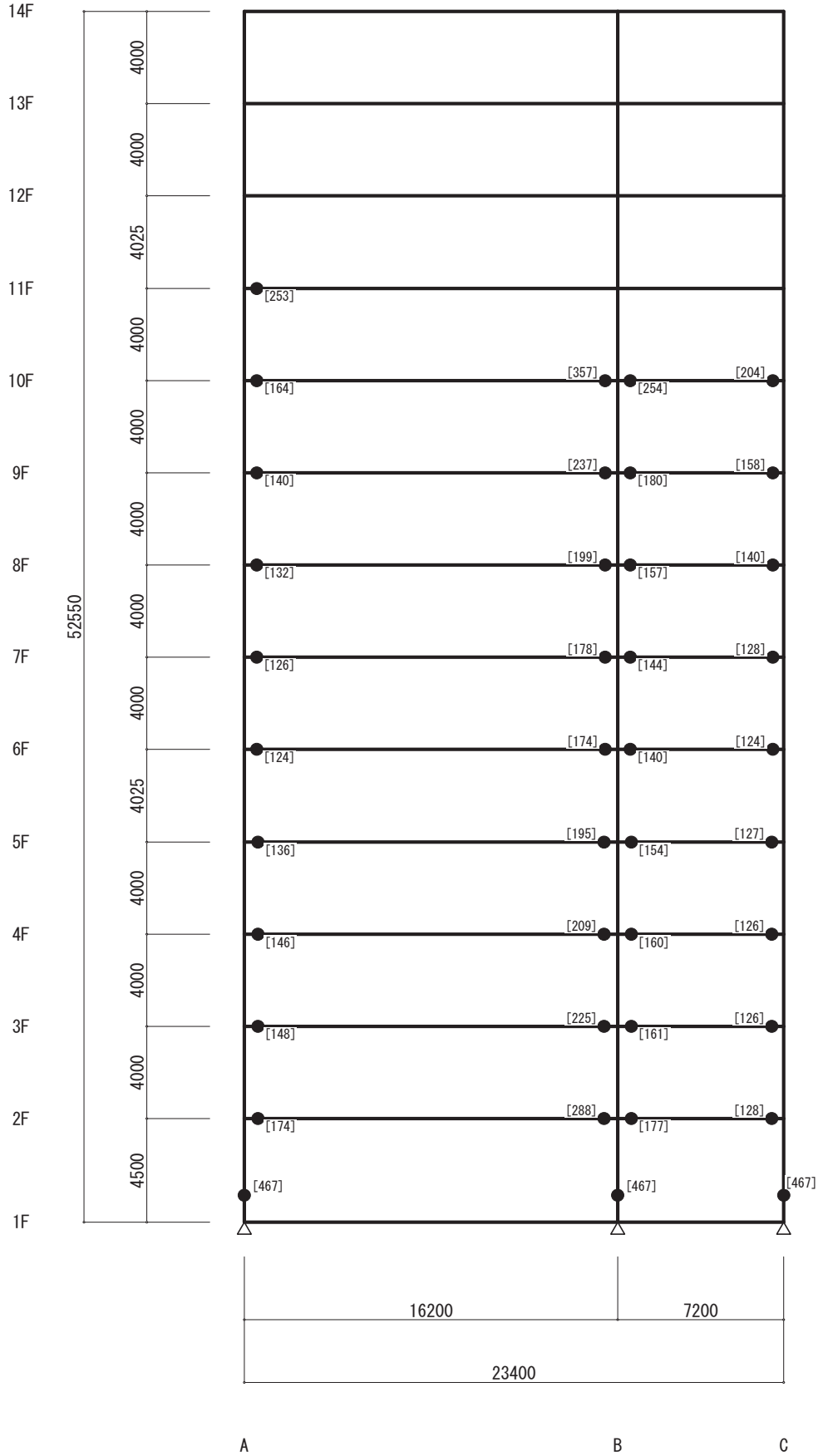

1 フレーム（S=1/272）

ヒンジ図（Ｙ方向 負加力）（立体ＭＳモデル）（Ｄs算定時）

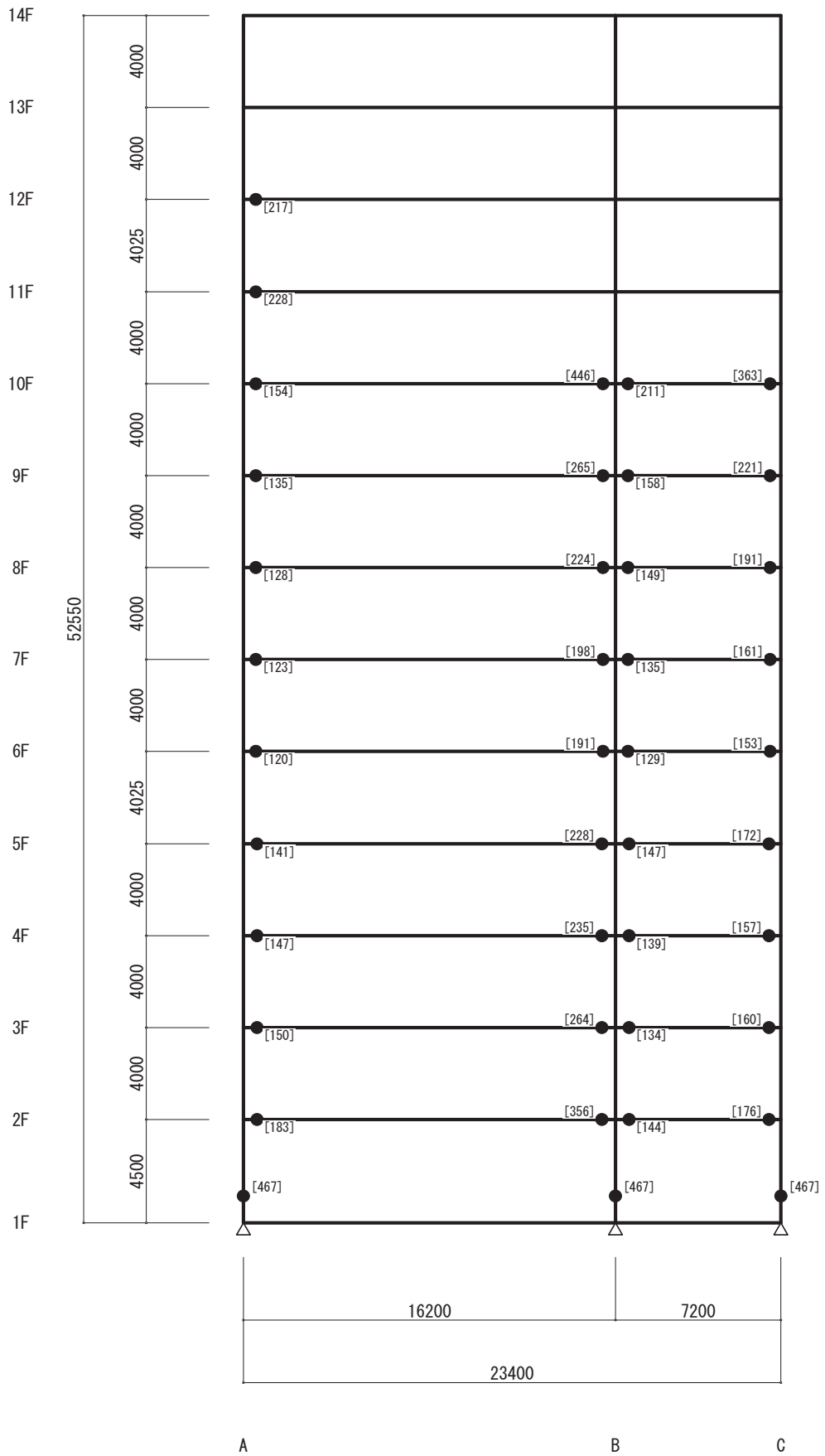

2 フレーム（S=1/272）

ヒンジ図（Ｙ方向 負加力）（立体ＭＳモデル）（Ｄs算定時）

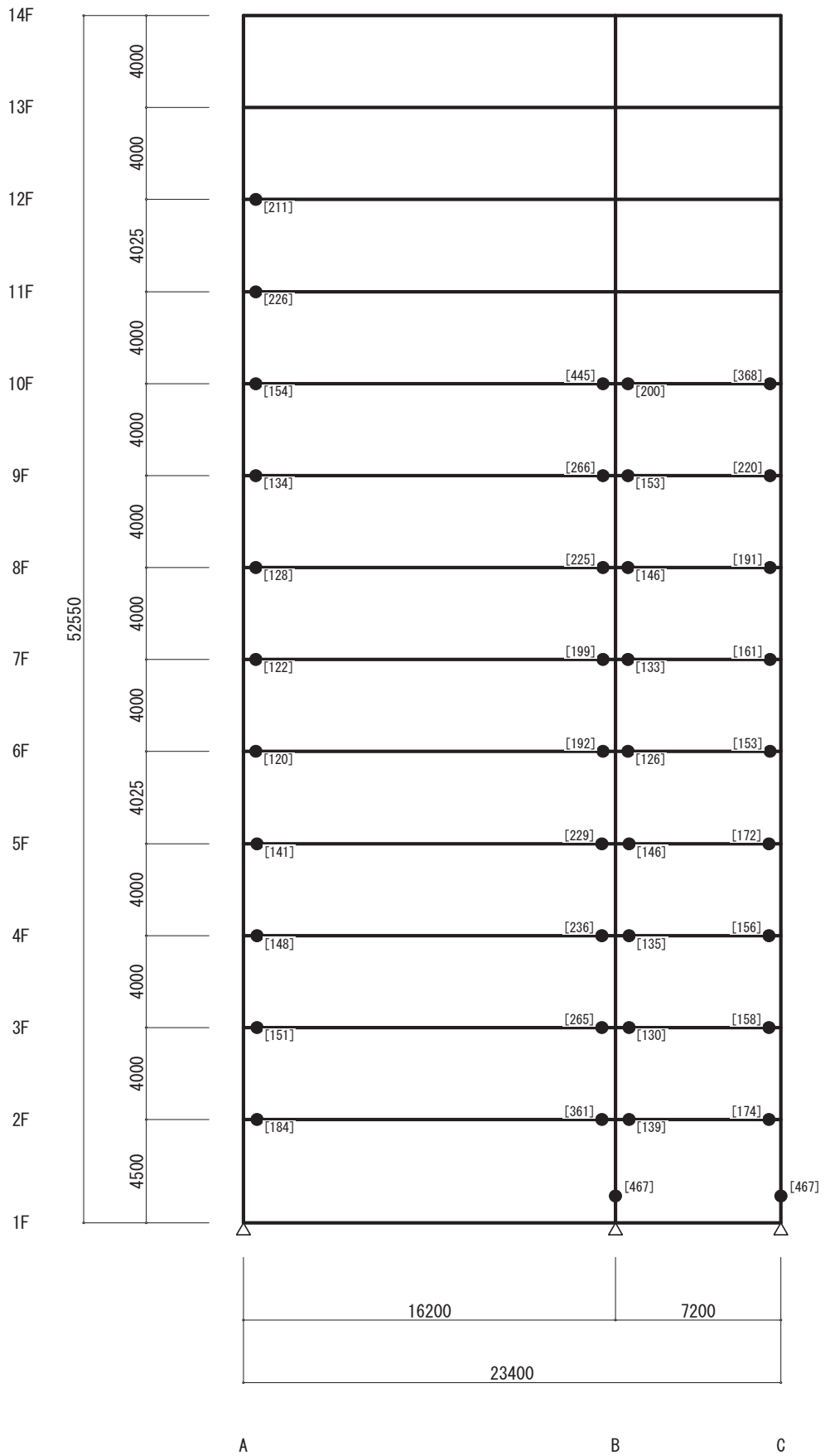

3 フレーム（S=1/272）

ヒンジ図（Ｙ方向 負加力）（立体ＭＳモデル）（Ｄs算定時）

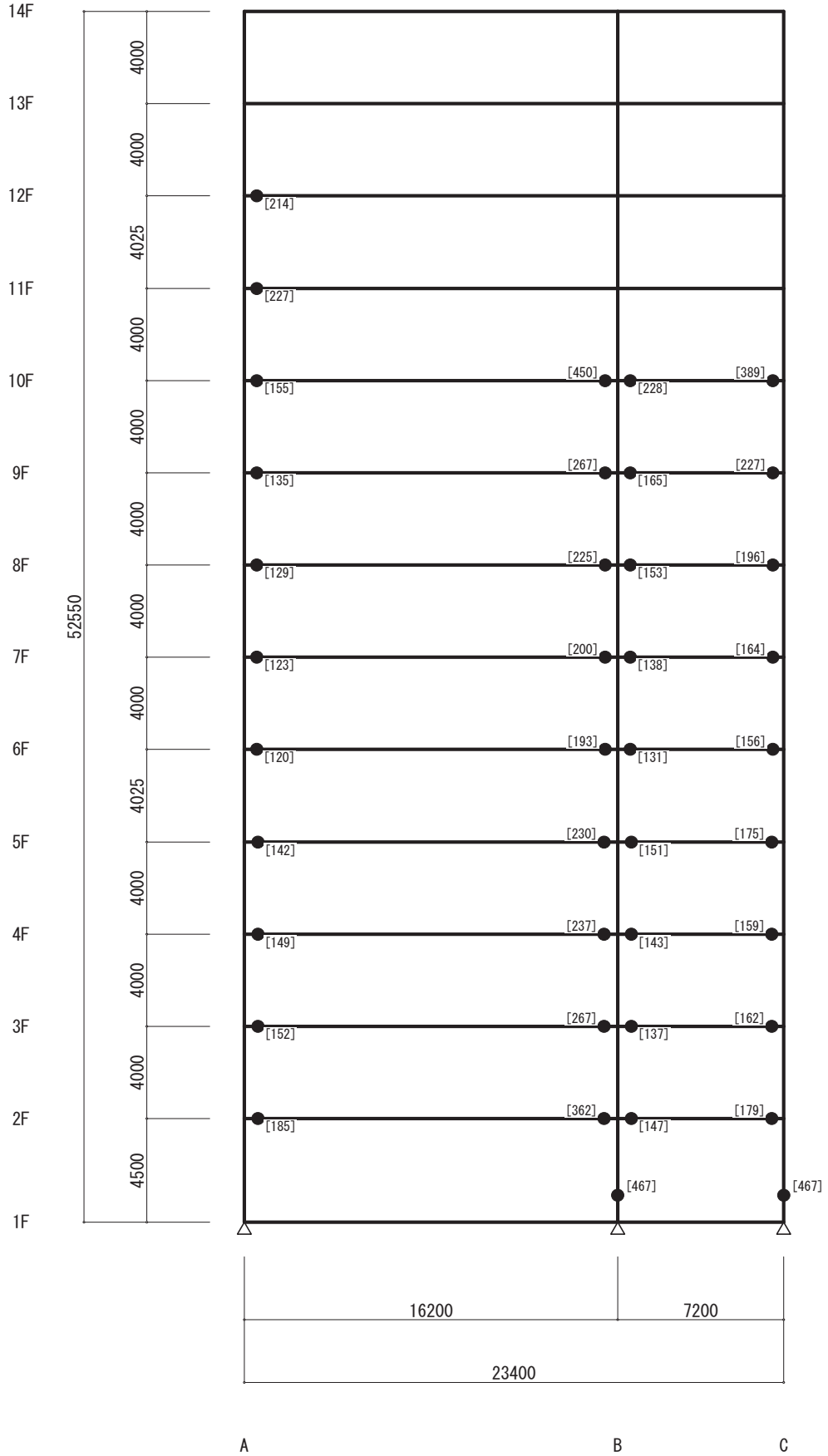

4 フレーム（S=1/272）

ヒンジ図（Ｙ方向 負加力）（立体ＭＳモデル）（Ｄs算定時）

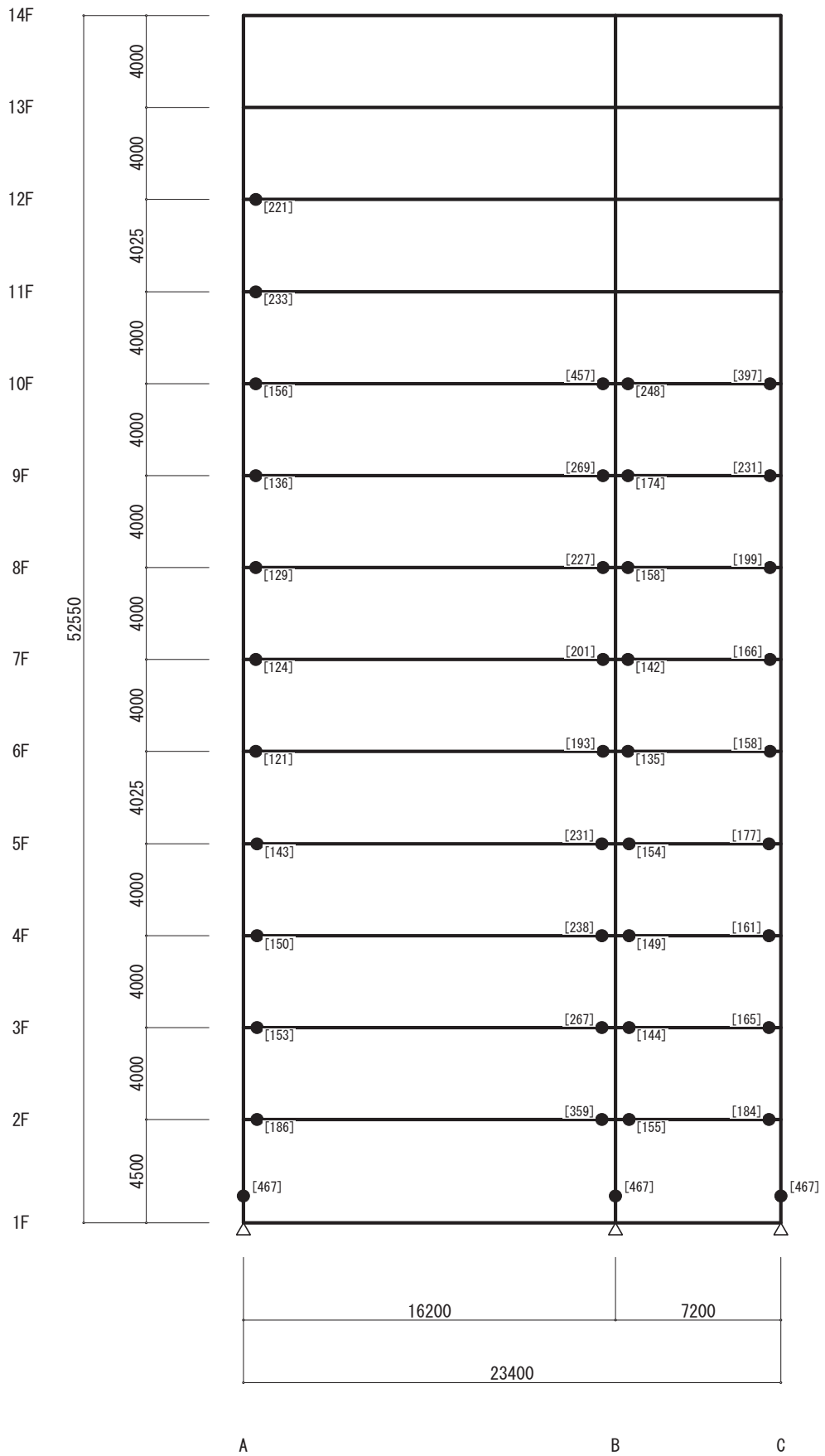

5 フレーム（S=1/272）

ヒンジ図（Ｙ方向 負加力）（立体ＭＳモデル）（Ｄs算定時）

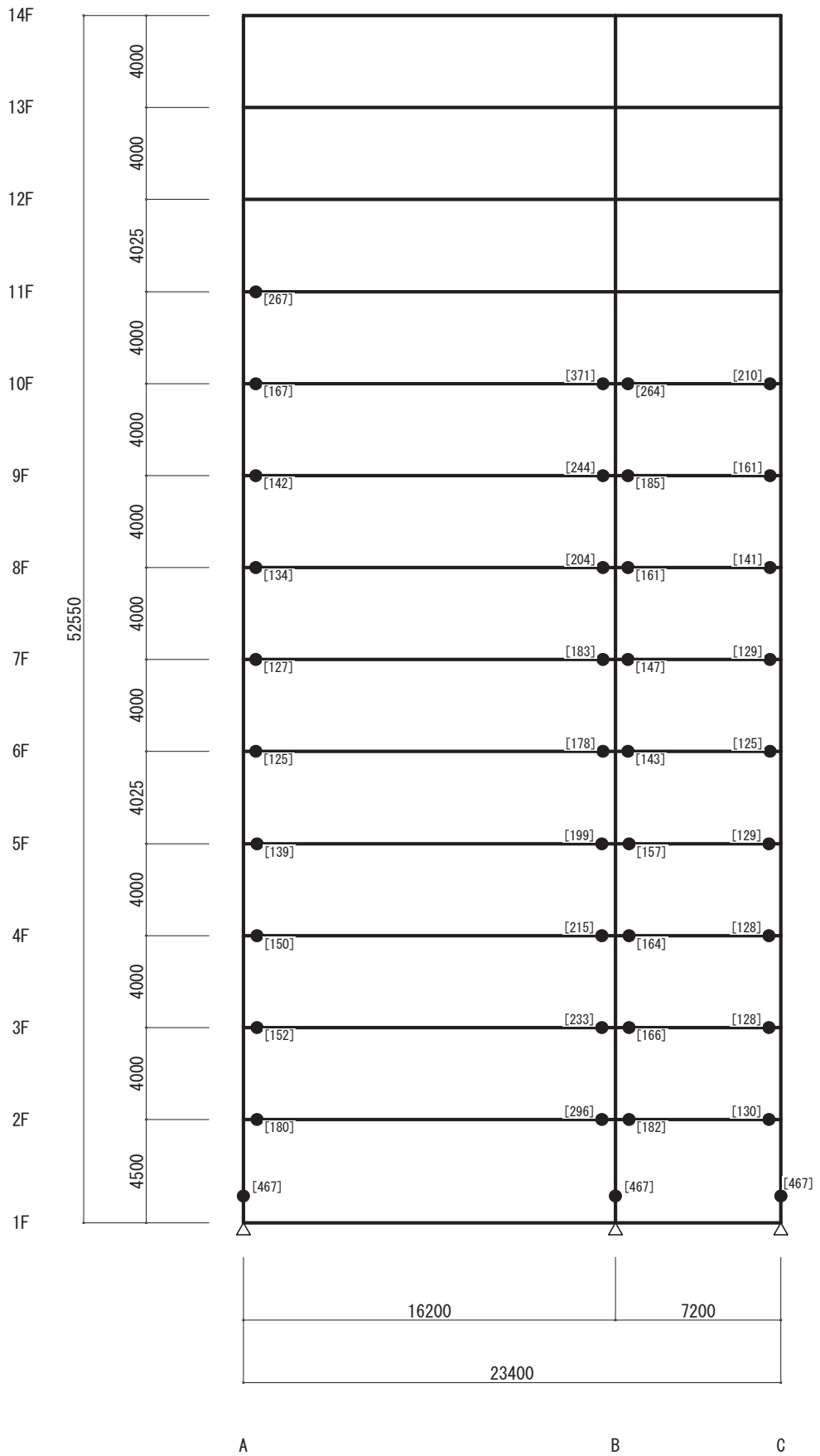

6 フレーム (S=1/272)

U-3.5　終局時機構図（Ｄs算定時）

U-3.5.1　終局時機構図（Ｄs算定時）

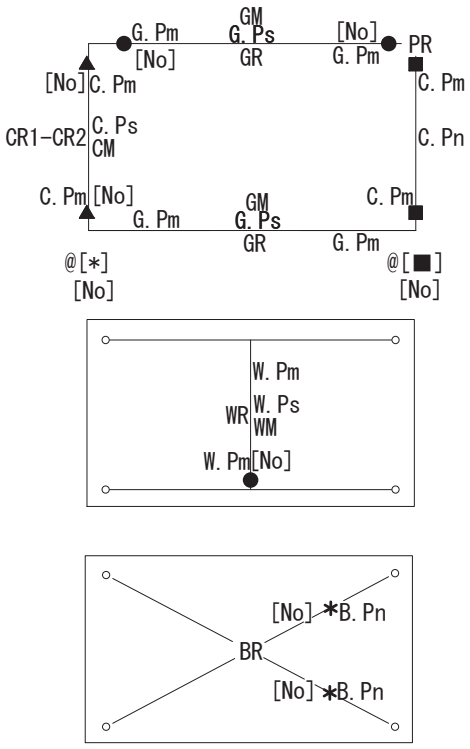

●　　：曲げ破壊
▲　　：せん断破壊
■　　：引張破壊
＊　　：圧縮破壊
耐震壁の破壊の表示
◎　　：耐震壁の壁板のみの曲げ破壊

@　　：基礎鉛直バネ
[*]　　：浮上り判定、■：浮上り、＊：圧壊
[No]　：崩壊荷重ステップ数

G.Pm　：はり曲げ崩壊塑性化率
G.Ps　：はりせん断崩壊塑性化率
C.Pm　：柱曲げ崩壊塑性化率
C.Ps　：柱せん断崩壊塑性化率
C.Pn　：柱引張崩壊塑性化率（T：引張、C：圧縮）
W.Pm　：壁曲げ崩壊塑性化率
W.Ps　：壁せん断崩壊塑性化率
B.Pn　：ブレース引張崩壊塑性化率（T：引張、C：圧縮）

GR　　：はりの種別
CR1-CR2：柱の種別
　　CR1：個材のランク、CR2：崩壊形考慮のランク
WR　　：壁の種別
BR　　：ブレースの種別
PR　　：柱はり接合部の種別

GM　　：はりの破壊モード
CM　　：柱の破壊モード
WM　　：壁の破壊モード
（※破壊モード　M：曲げ破壊、S：せん断破壊）

終局時機構図（Ｘ方向 正加力）（立体ＭＳモデル）（Ｄs算定時）

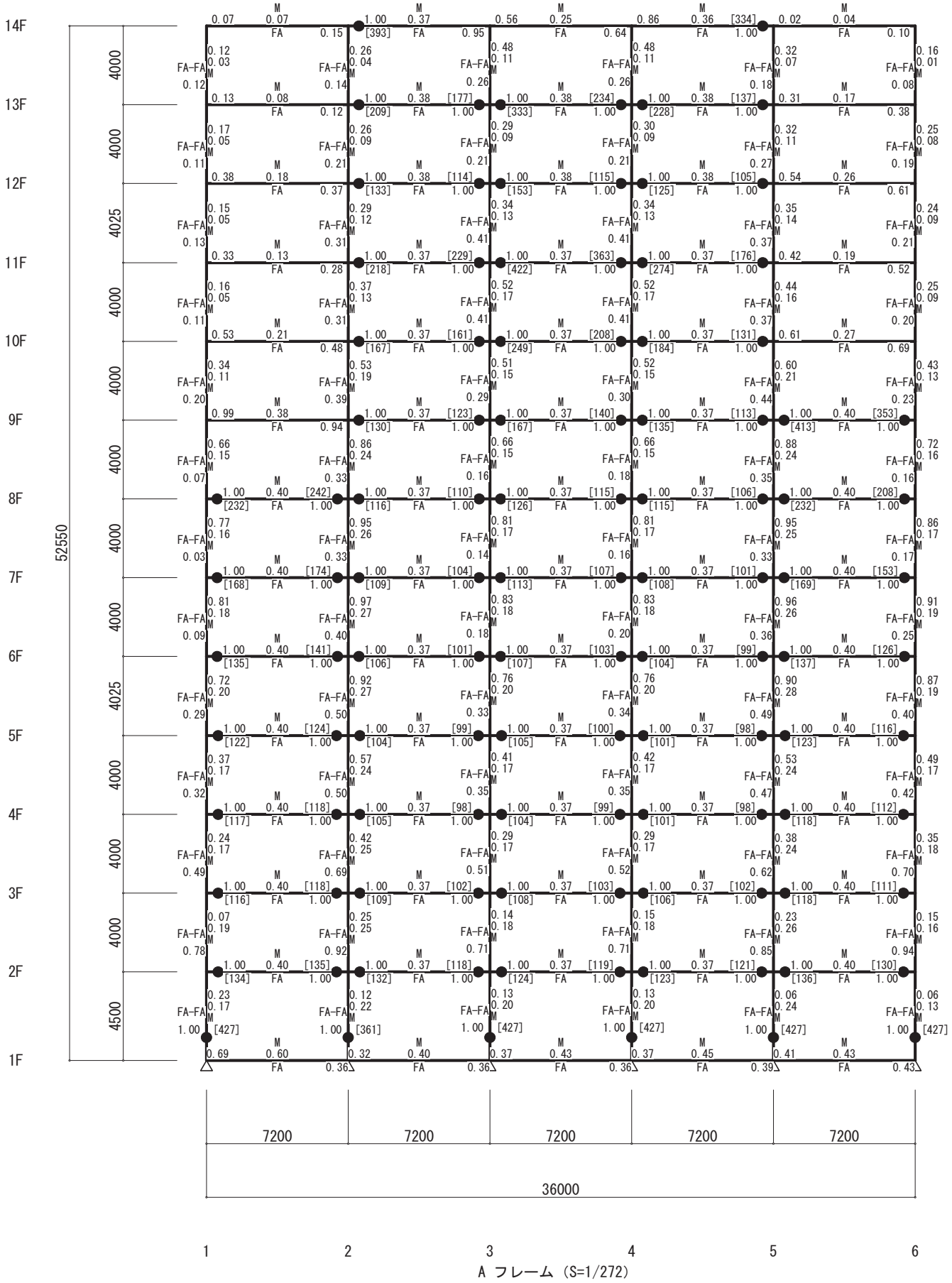

終局時機構図（Ｘ方向 正加力）（立体ＭＳモデル）（Ｄs算定時）

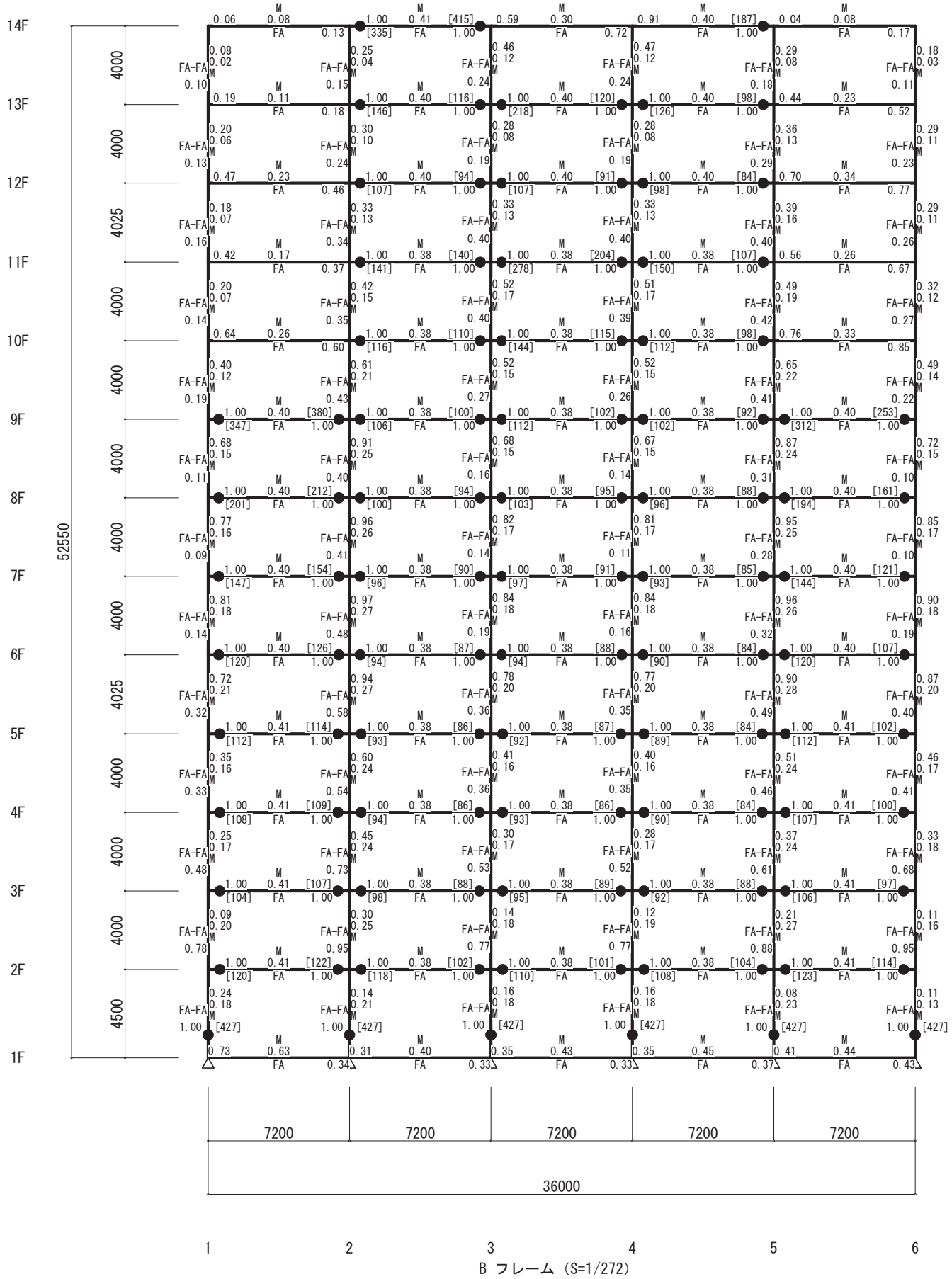

B フレーム (S=1/272)

終局時機構図（Ｘ方向 正加力）（立体ＭＳモデル）（Ｄs算定時）

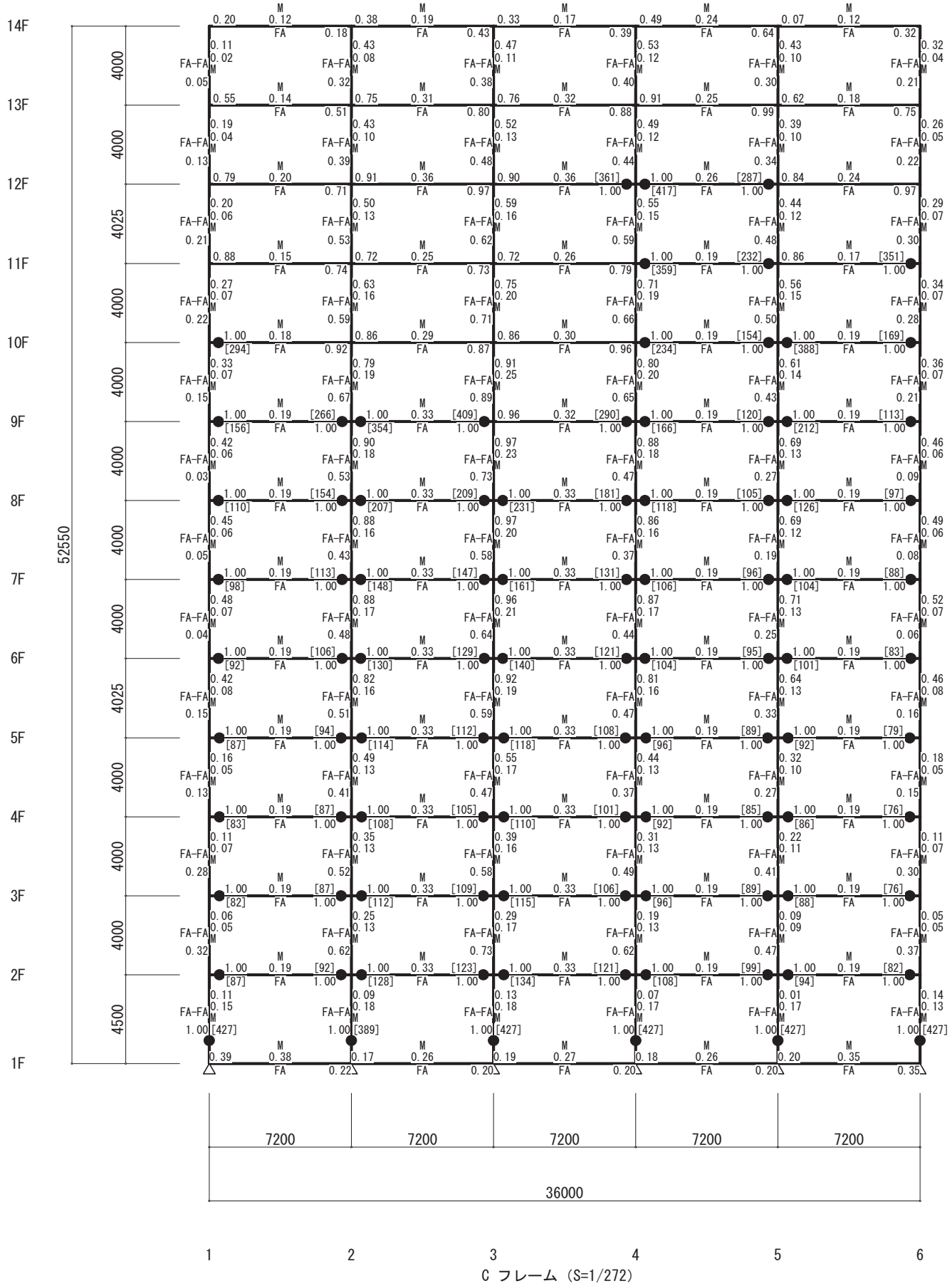

C フレーム (S=1/272)

終局時機構図（Ｘ方向 負加力）（立体ＭＳモデル）（Ｄs算定時）

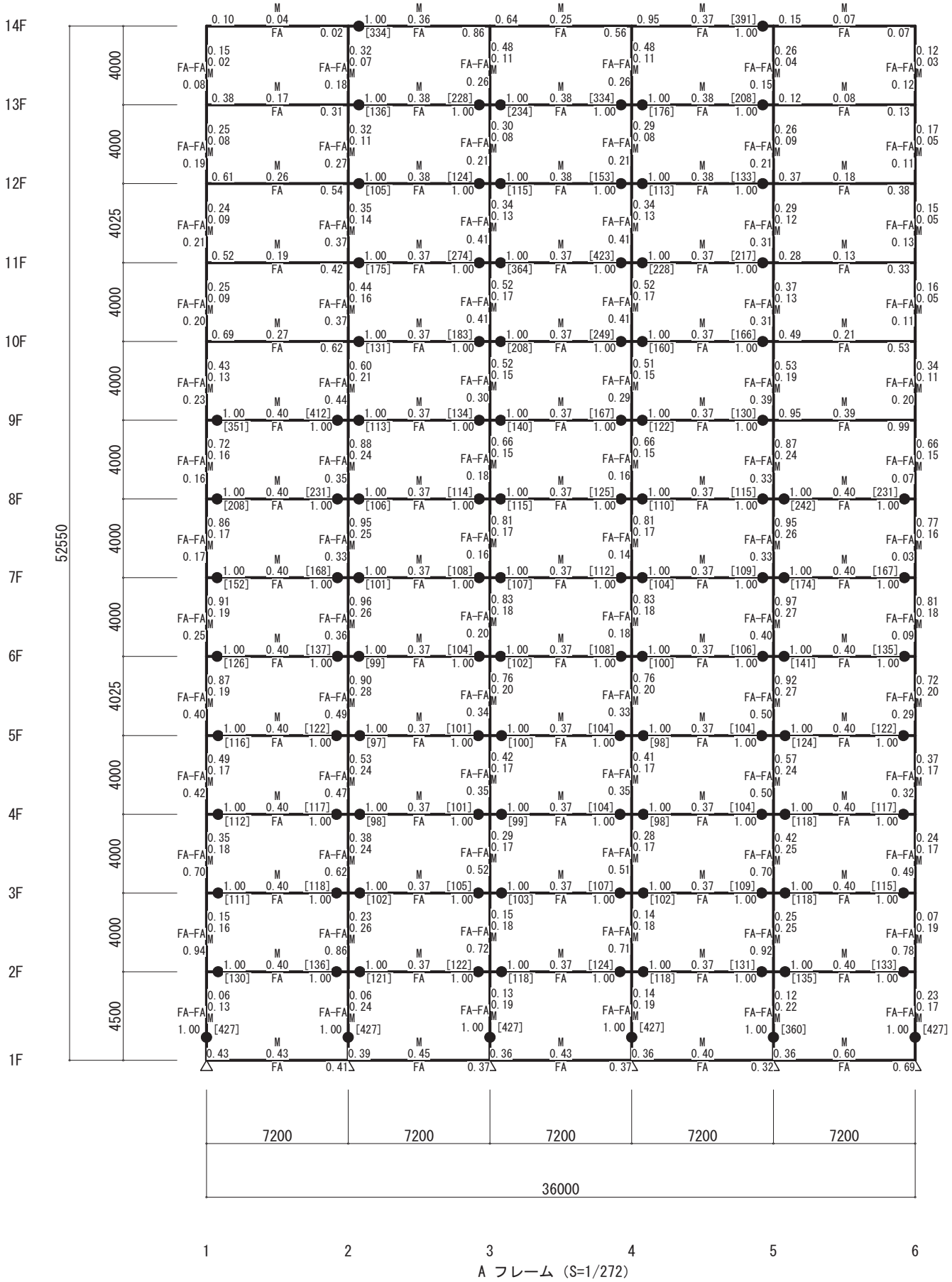

A フレーム (S=1/272)

終局時機構図（Ｘ方向 負加力）（立体ＭＳモデル）（Ｄs算定時）

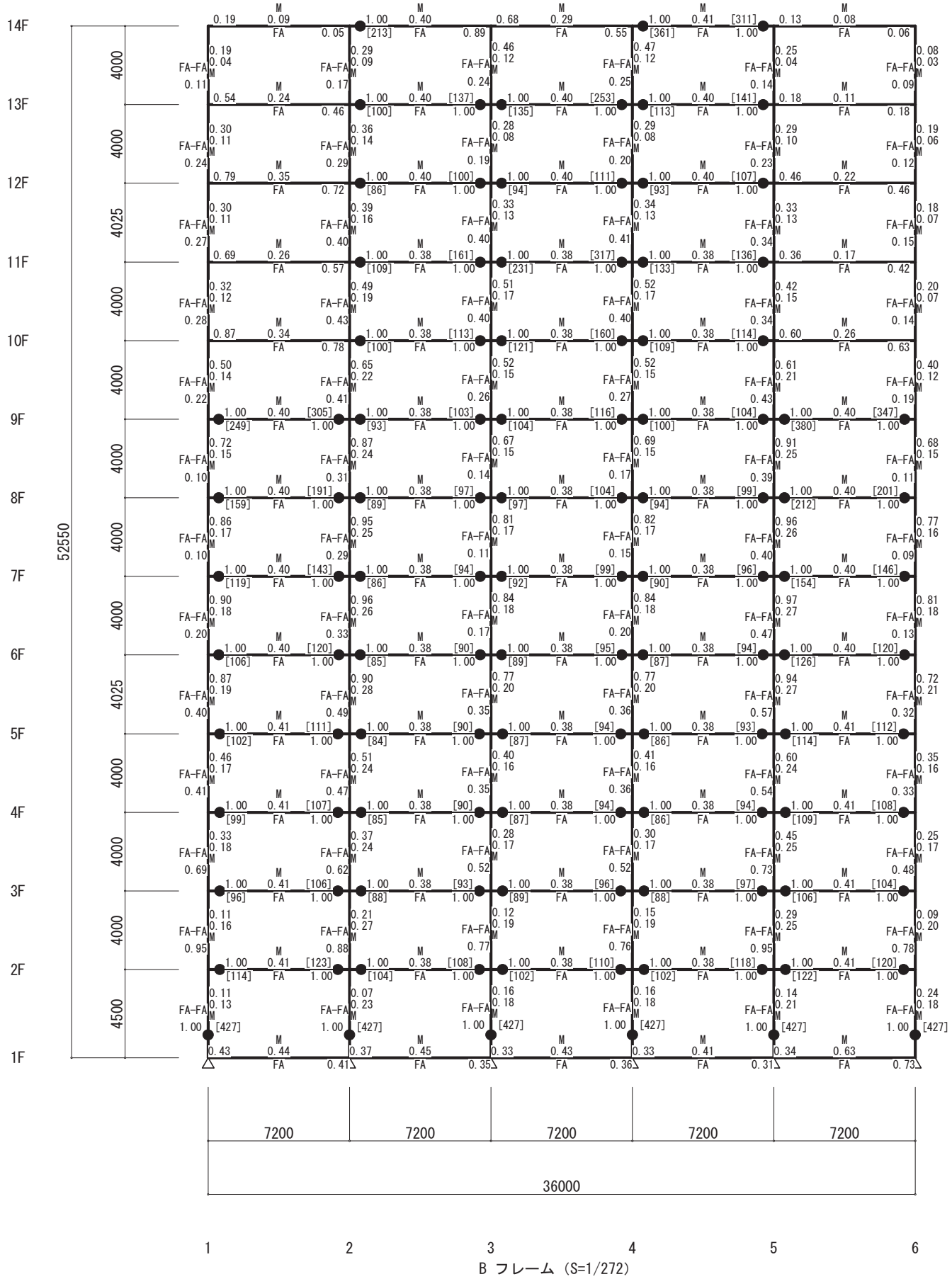

B フレーム (S=1/272)

終局時機構図（Ｘ方向 負加力）（立体ＭＳモデル）（Ｄs算定時）

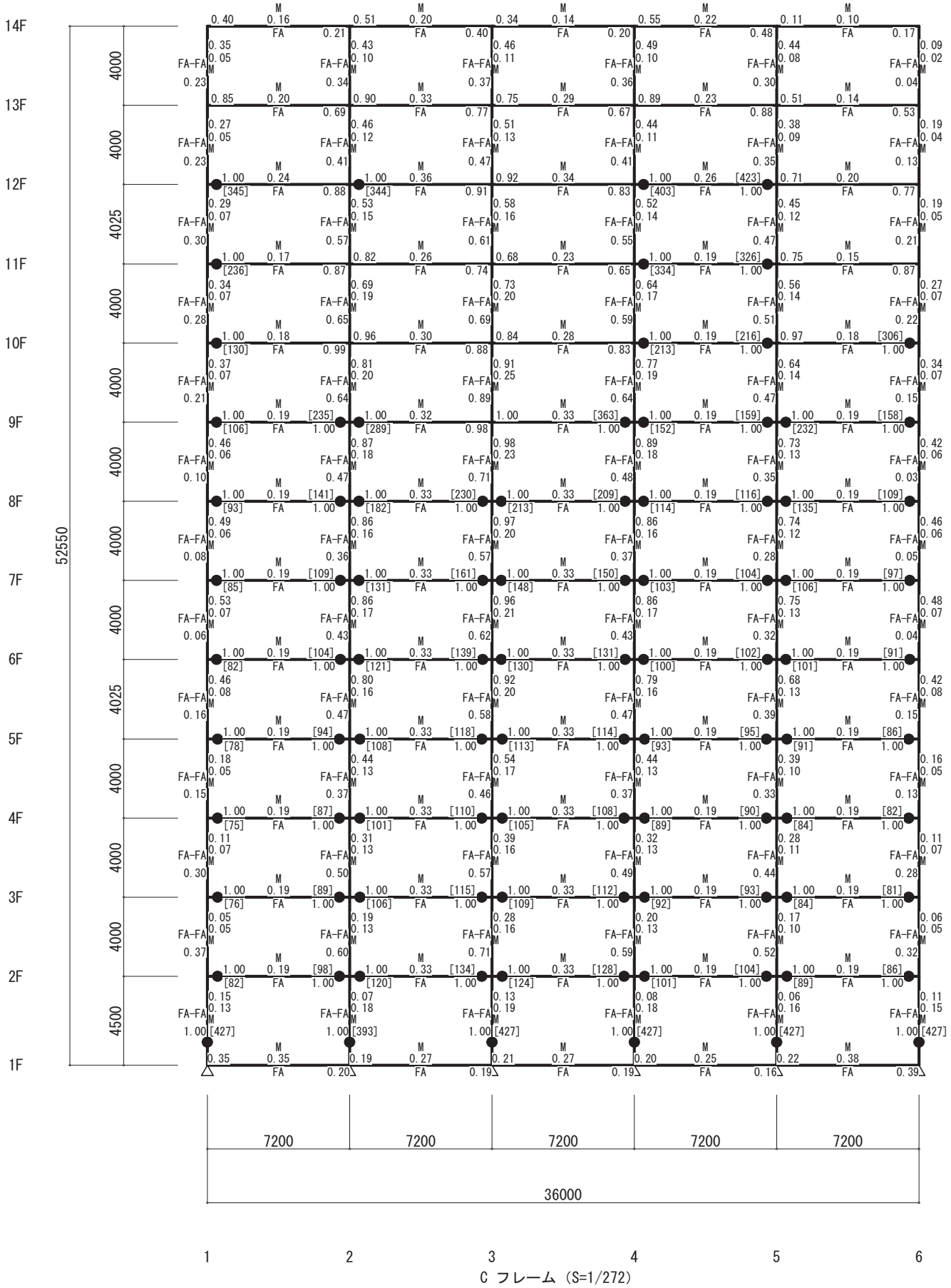

C フレーム (S=1/272)

終局時機構図（Ｙ方向 正加力）（立体ＭＳモデル）（Ｄs算定時）



1 フレーム (S=1/272)

終局時機構図（Ｙ方向 正加力）（立体ＭＳモデル）（Ｄs算定時）



2 フレーム (S=1/272)

終局時機構図（Ｙ方向 正加力）（立体ＭＳモデル）（Ｄs算定時）

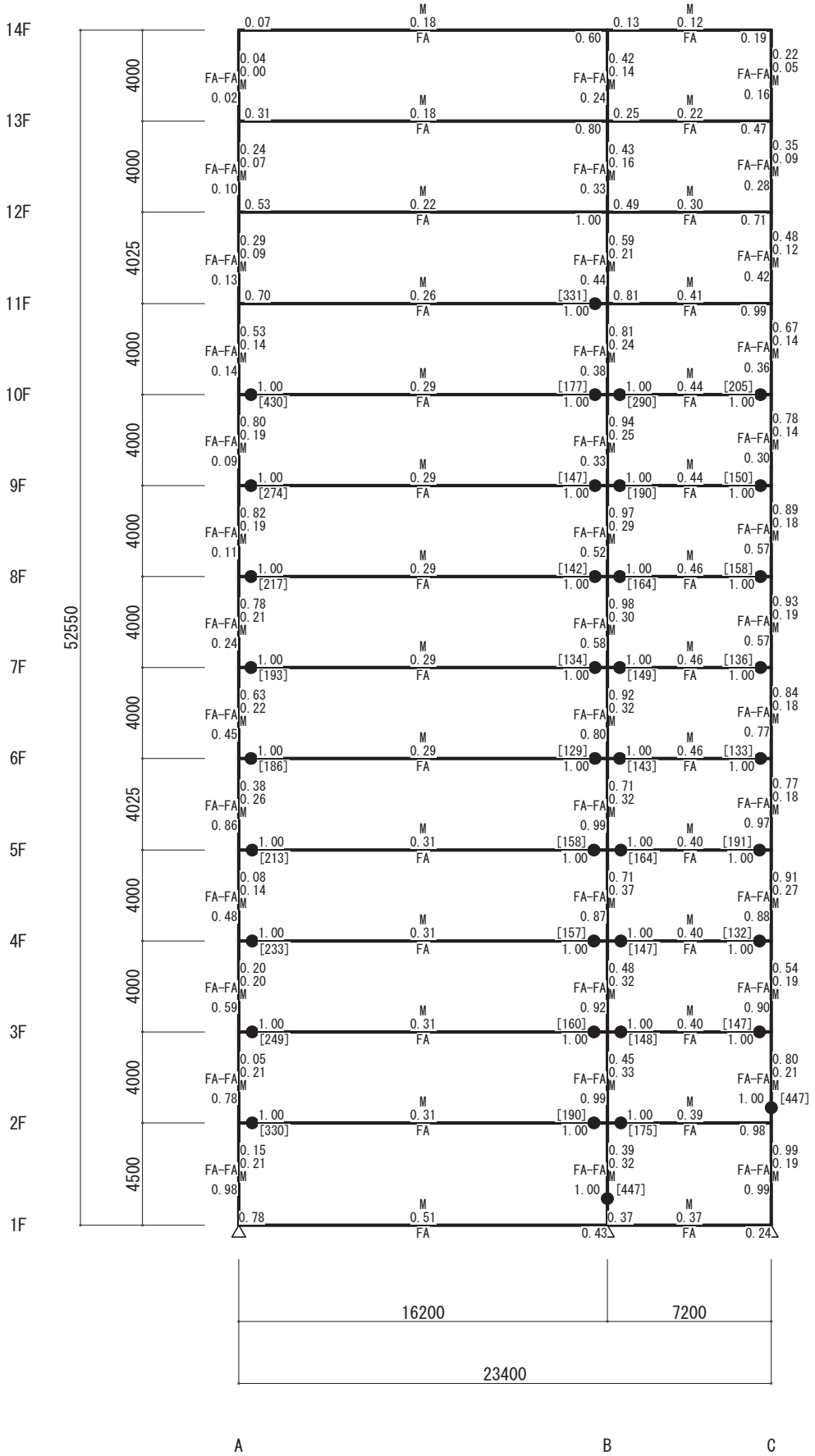

3 フレーム (S=1/272)

終局時機構図（Ｙ方向 正加力）（立体ＭＳモデル）（Ｄs算定時）



4 フレーム (S=1/272)

終局時機構図（Ｙ方向 正加力）（立体ＭＳモデル）（Ｄs算定時）



5 フレーム (S=1/272)

終局時機構図（Ｙ方向 正加力）（立体ＭＳモデル）（Ｄs算定時）

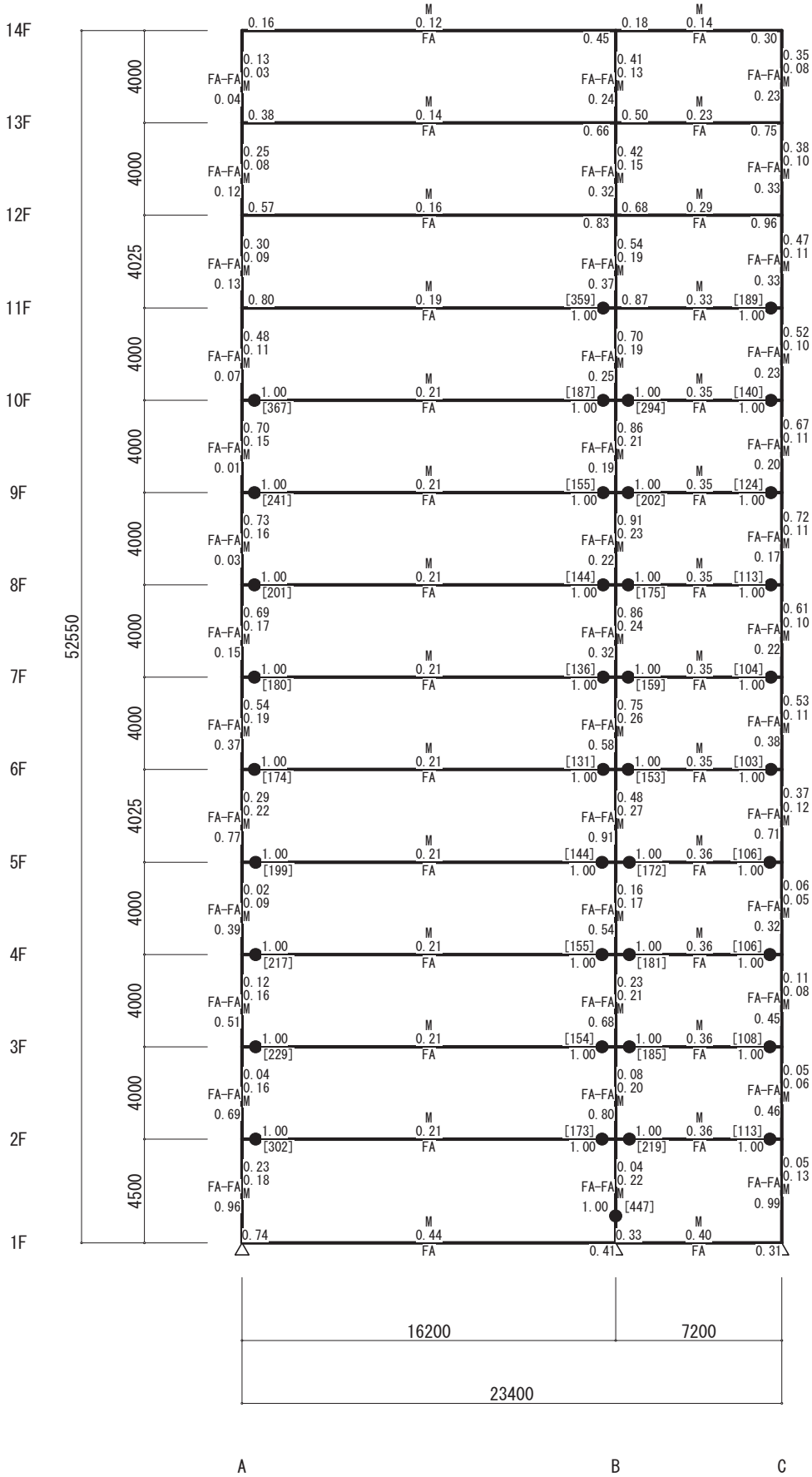

6 フレーム (S=1/272)

終局時機構図（Ｙ方向 負加力）（立体ＭＳモデル）（Ｄs算定時）

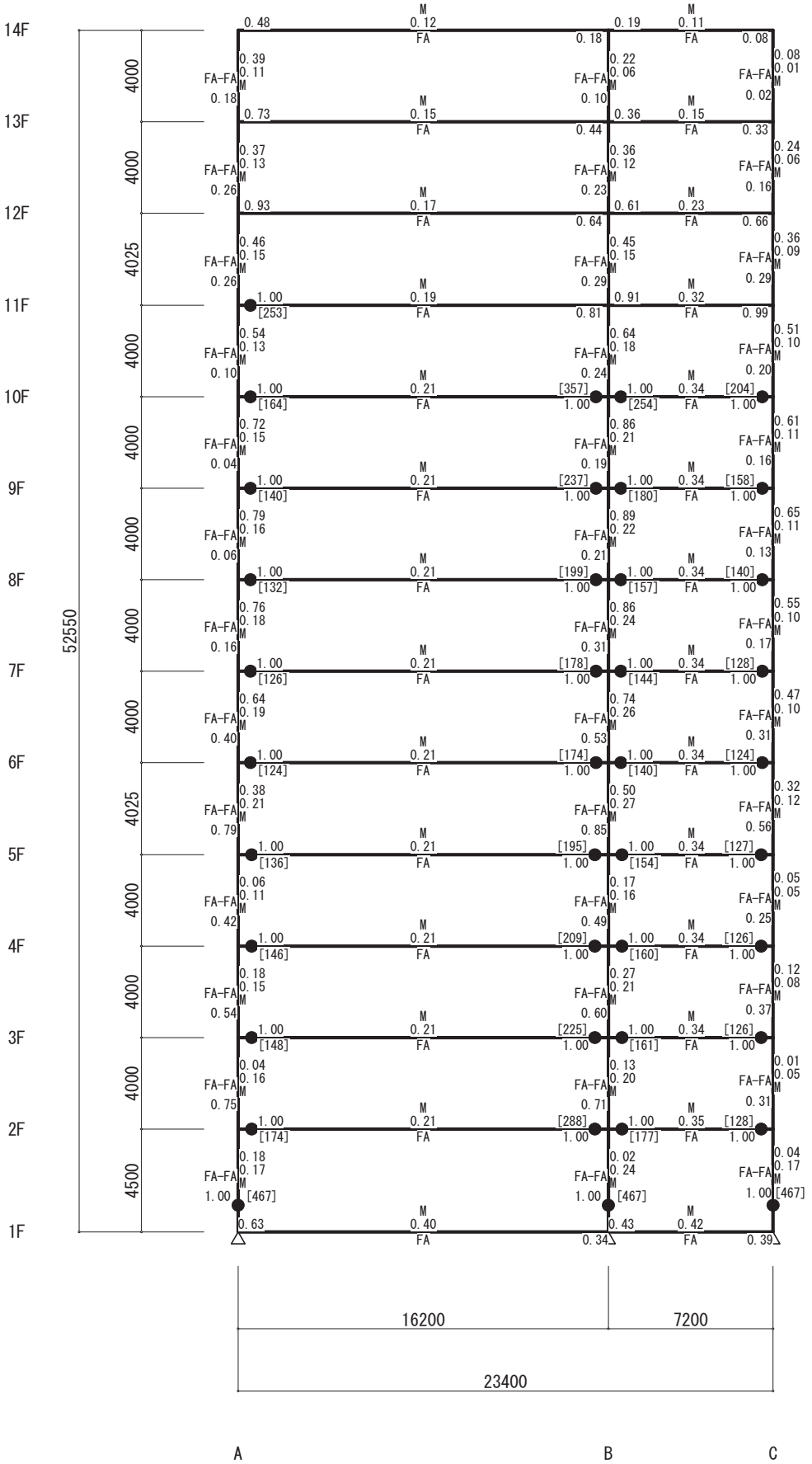

1 フレーム (S=1/272)

終局時機構図（Ｙ方向 負加力）（立体ＭＳモデル）（Ｄs算定時）



2 フレーム (S=1/272)

終局時機構図（Ｙ方向 負加力）（立体ＭＳモデル）（Ｄs算定時）



3 フレーム (S=1/272)

終局時機構図（Ｙ方向 負加力）（立体ＭＳモデル）（Ｄs算定時）

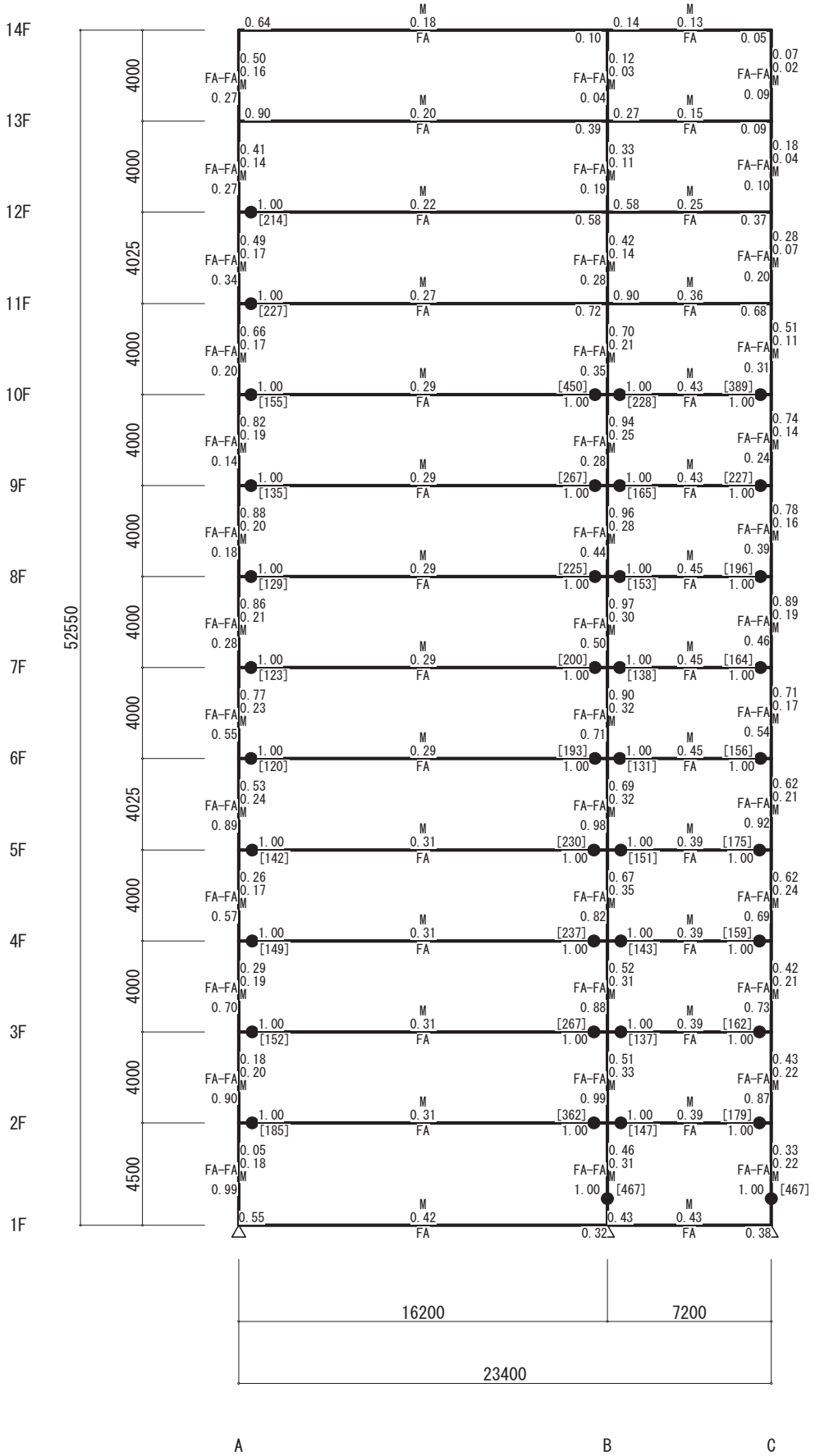

4 フレーム (S=1/272)

終局時機構図（Ｙ方向 負加力）（立体ＭＳモデル）（Ｄs算定時）



5 フレーム (S=1/272)

終局時機構図（Ｙ方向 負加力）（立体ＭＳモデル）（Ｄs算定時）

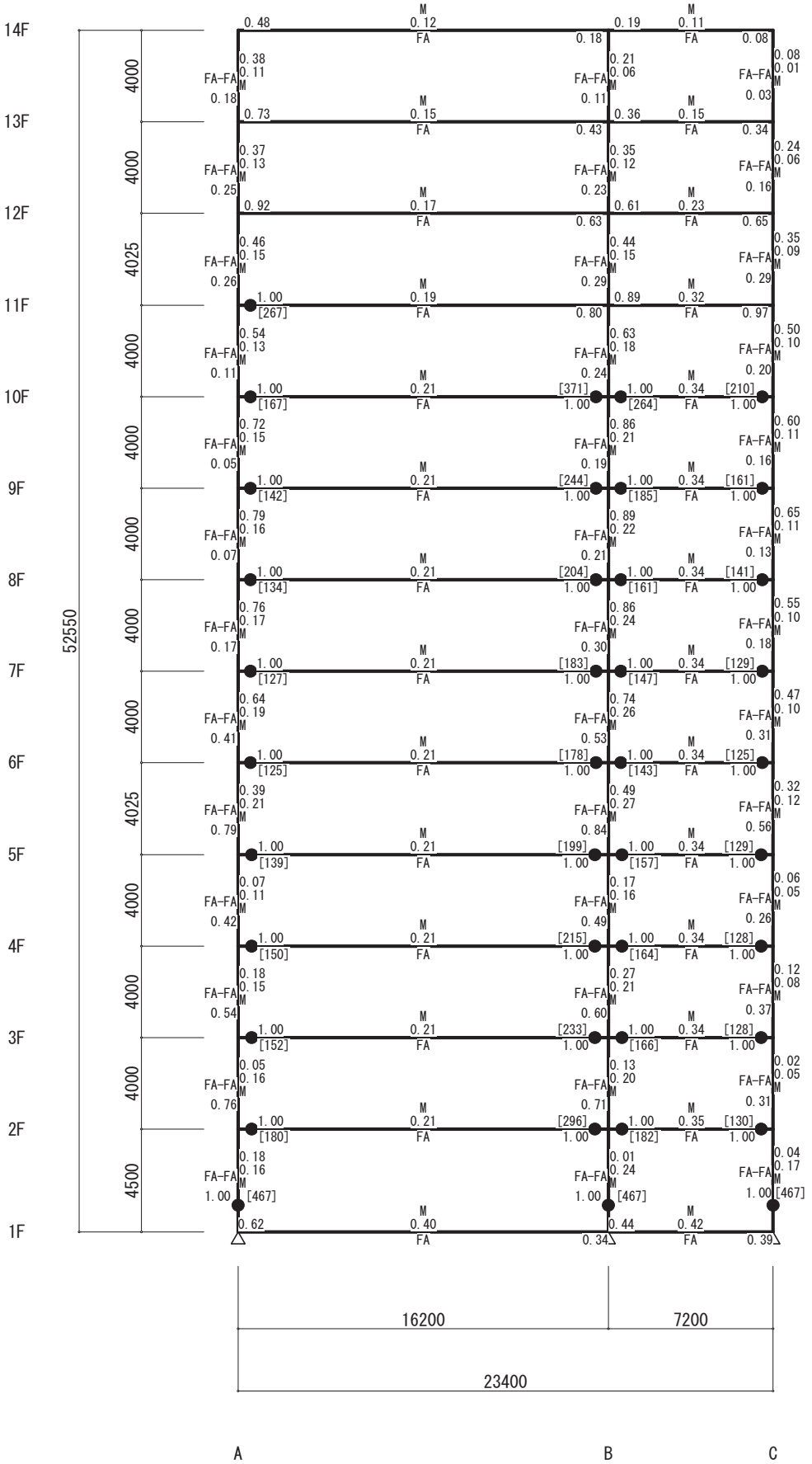

6 フレーム（S=1/272）

U-4　保有水平耐力計算結果

U-4.1　荷重－変位（保有耐力時）

U-4.1.1　荷重－変位図（せん断力変形図）（保有耐力時）

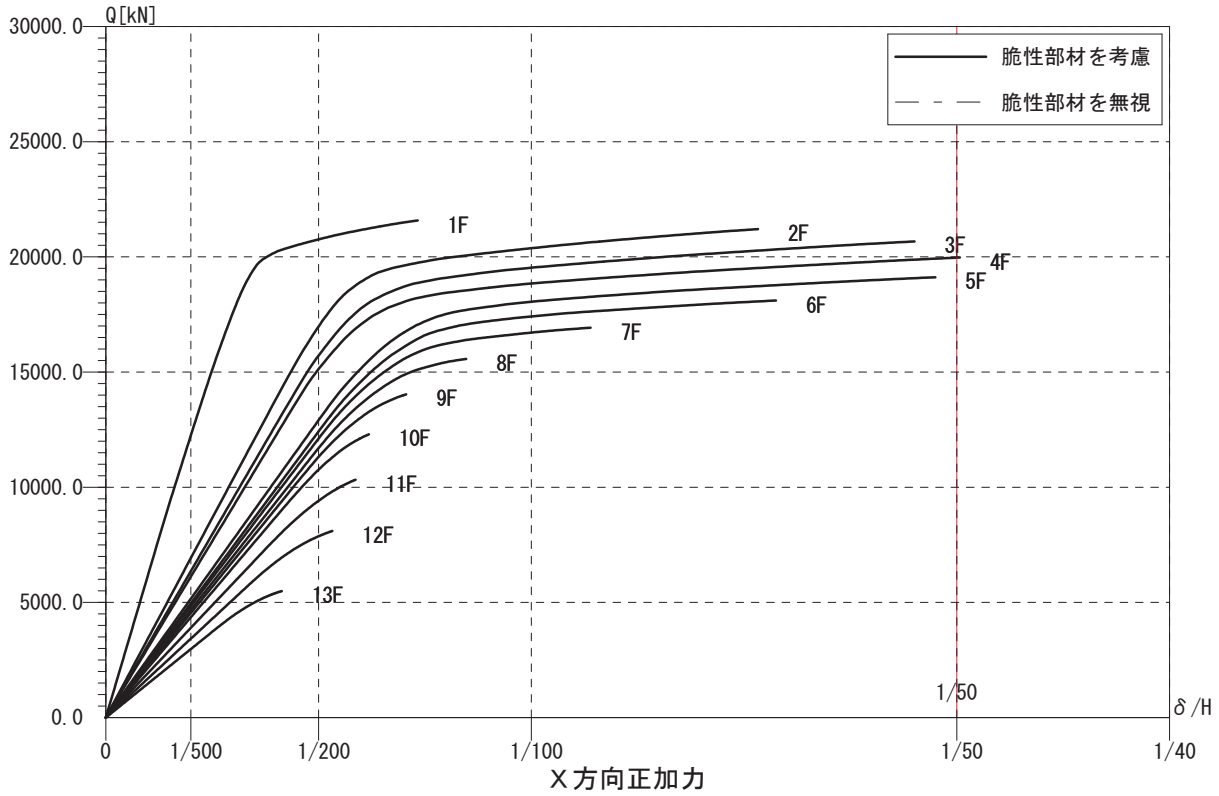

X方向正加力

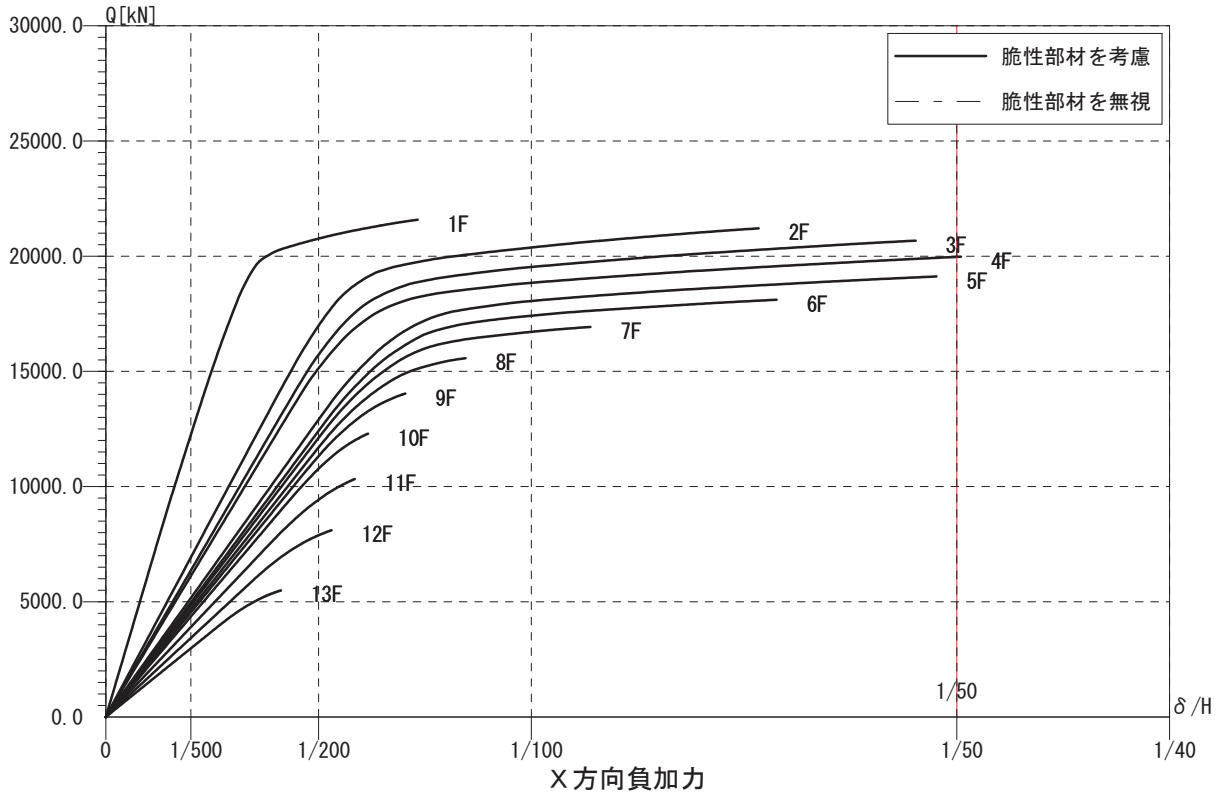

X方向負加力

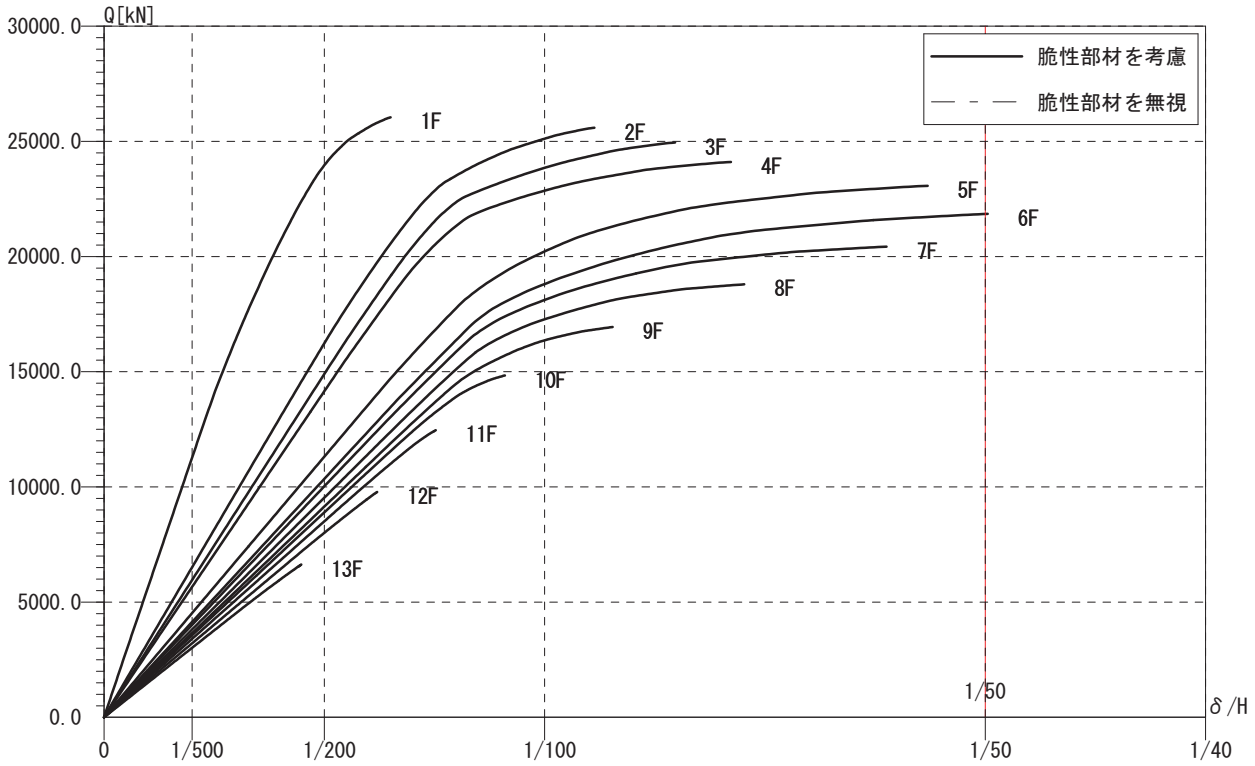

Y方向正加力

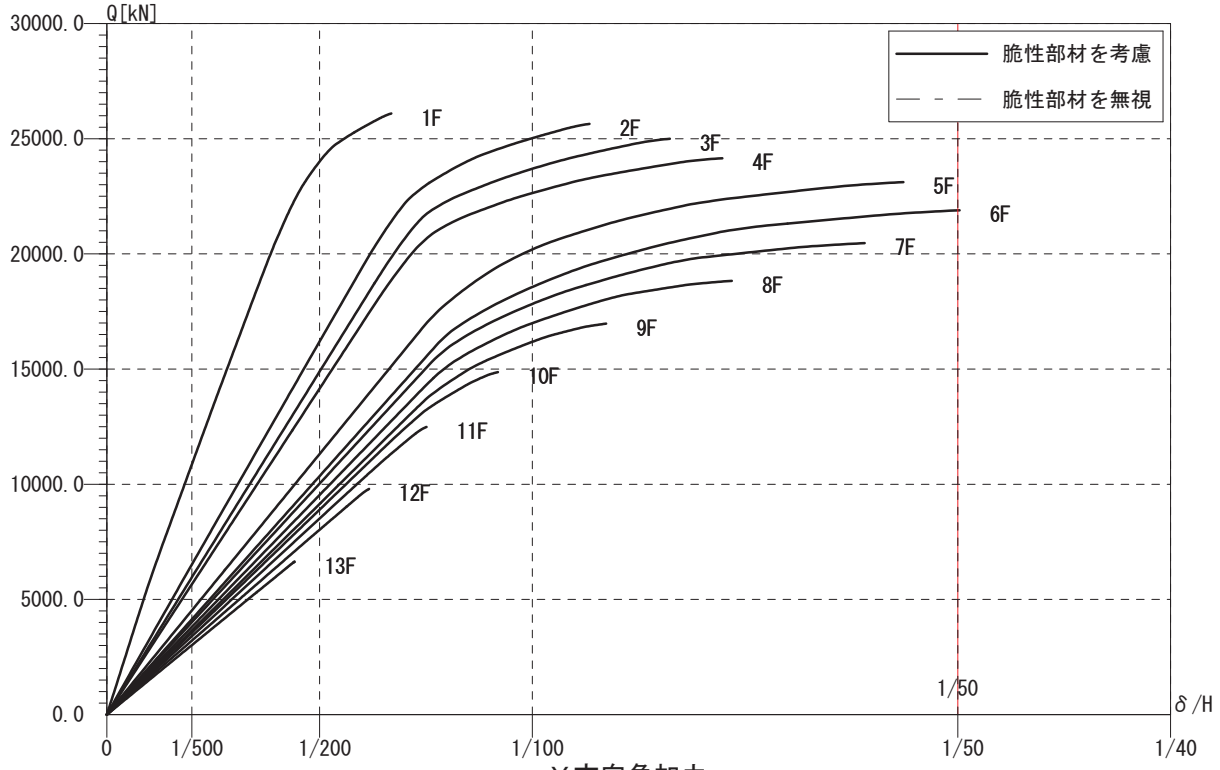

Y方向負加力

U-4.2　終局時部材応力（保有耐力時）

U-4.2.1　終局時部材応力図（水平荷重節点応力）（保有耐力時）

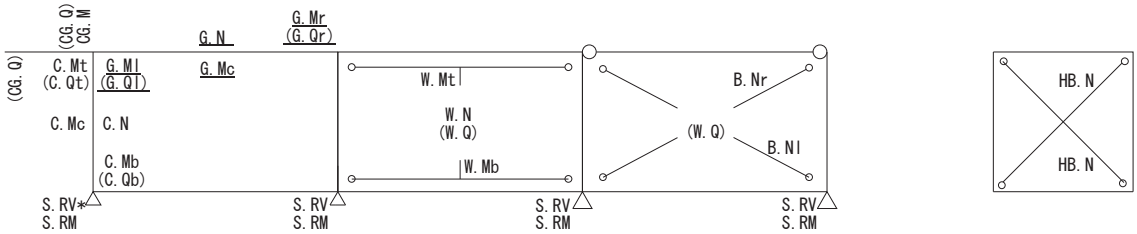

G.Ml　：はり左端部の曲げモーメント　(kN·m)
G.Mr　：はり右端部の曲げモーメント　(kN·m)
G.Mc　：はり中央の曲げモーメント　(kN·m)
G.N　：はり軸力　(KN)
（T:引張，C:圧縮，0は非表示）
※剛床内のはり軸力は解析に考慮されないため表示されません

G.Ql　：はり左端部のせん断力　(kN)
G.Qr　：はり右端部のせん断力　(kN)

C.Mt　：柱頭の曲げモーメント　(kN·m)
C.Mb　：柱脚の曲げモーメント　(kN·m)
C.Mc　：柱中央の曲げモーメント　(kN·m)
C.N　：柱軸力（T:引張，C:圧縮）　(kN)
（※C.Nは0の場合、非表示）
C.Qt　：柱頭のせん断力　(kN)
C.Qb　：柱脚のせん断力　(kN)

CG.M　：片持ばりの曲げモーメント　(kN·m)
CG.Q　：片持ばりのせん断力　(kN)

W.Mt　：壁頭・柱頭の曲げモーメント　(kN·m)
W.Mb　：壁脚・柱脚の曲げモーメント　(kN·m)
W.N　：壁軸力（T:引張，C:圧縮）　(kN)
W.Q　：壁・ブレースのせん断力　(kN)
B.Nr　：ブレース右上がり部材軸力　(kN)
B.Nl　：ブレース左上がり部材軸力　(kN)

S.RV　：鉛直方向支点反力　(kN)
（■　:水平荷重時浮き上がり）
（＊　:水平荷重時圧縮破壊）
S.RM　：曲げ支点反力　(kN·m)

※S.RVの引張側の数値は浮上り抵抗重量を含まない数値です。
「基礎の鉛直バネの復元力特性」の浮上り抵抗重量と
比較確認を行ってください。

HB.N　：水平ブレースの部材軸力　(kN)
○　：ピン接合

水平荷重時節点応力（Ｘ方向 正加力）（立体ＭＳモデル）（保有耐力時）

14F					40.5 (20.4)			841.6 (249.7)			615.2 (170.6)			949.1 (248.3)			199.8 (23.0)		
		187.2 (35.5)	187.2 (20.4)	113.8	915.8 (365.0)	956.3 (249.7)	57.3	1455.1 (620.7)	613.5 (170.6)	0.8	1453.8 (623.1)	838.6 (248.3)	55.2	914.7 (358.9)	34.4 (23.0)	117.1	199.8 (42.1)		
		116.1	33.2T		185.9	229.5T		213.8	78.2C		207.5	74.9T		196.9	227.0C		115.6	36.3C	
			45.0 (35.5)		793.4 (241.0)	544.1 (365.0)		1163.9 (333.6)	1027.5 (620.7)		1115.0 (310.1)	1038.8 (623.1)		1108.2 (317.6)	520.9 (358.9)		972.2 (252.6)	31.3 (42.1)	
13F	4000																		
		986.7 (415.9)	941.7 (241.0)	74.2	1487.3 (647.0)	1238.1 (333.6)	37.1	1254.0 (559.2)	1117.6 (310.1)	1.3	1254.4 (554.2)	1178.2 (317.6)	35.0	1433.9 (623.3)	846.6 (252.6)	62.8	1003.5 (423.5)		
		155.0	294.0T		193.4	328.9T		135.5	99.3C		146.0	76.6T		187.3	300.0C		156.6	309.2C	
			676.8 (415.9)		1537.2 (443.2)	1100.6 (647.0)		1162.0 (333.0)	983.0 (559.2)		1132.6 (325.8)	962.4 (554.2)		1110.5 (318.7)	1059.2 (623.3)		1683.1 (453.1)	690.3 (423.5)	
12F																			
		977.0 (443.5)	1653.9 (443.2)	58.3	1672.4 (816.1)	1235.7 (333.0)	36.8	1392.2 (785.6)	1213.1 (325.8)	40.3	1354.4 (767.2)	1184.2 (318.7)	36.8	1630.6 (795.1)	1579.3 (453.1)	51.9	992.8 (451.5)		
		84.5	763.6T		30.0	229.5T		188.9	102.7C		189.6	62.5T		30.4	177.8C		84.1	789.2C	
			808.0 (443.5)		1450.7 (447.4)	1612.4 (816.1)		2127.4 (602.5)	1770.0 (785.6)		1839.2 (510.2)	1733.6 (767.2)		2065.9 (573.7)	1569.8 (795.1)		1803.6 (459.4)	824.5 (451.5)	
11F	4025																		
		962.9 (435.8)	1770.9 (447.4)	160.1	2049.1 (946.5)	2210.8 (602.5)	41.7	2191.6 (1054.0)	1834.2 (510.2)	2.5	2170.1 (1045.3)	2064.5 (573.7)	0.7	2000.2 (923.8)	1504.2 (459.4)	149.7	979.1 (442.7)		
		91.3	1239.9T		156.0	398.0T		83.6	190.1C		79.5	117.6T		152.6	307.3C		93.7	1277.9C	
			780.2 (435.8)		1936.0 (574.9)	1737.0 (946.5)		2137.1 (603.7)	2024.3 (1054.0)		2097.4 (587.7)	2011.1 (1045.3)		2070.4 (585.2)	1695.1 (923.8)		2246.4 (588.7)	791.7 (442.7)	
10F	4000																		
		1422.9 (621.7)	2203.1 (574.9)	133.6	2408.6 (1099.1)	2209.7 (603.7)	36.3	2246.7 (1065.8)	2133.8 (587.7)	18.2	2229.2 (1053.9)	2142.9 (585.2)	36.2	2367.7 (1079.3)	1992.3 (588.7)	127.0	1454.6 (641.0)		
		179.5	1847.5T		210.5	443.0T		115.0	200.3C		121.4	105.8T		209.1	322.1C		172.6	1899.8C	
			1063.8 (621.7)		2769.5 (808.8)	1987.6 (1099.1)		2133.6 (602.9)	2016.7 (1065.8)		2099.0 (594.3)	1986.5 (1053.9)		2072.9 (586.0)	1949.4 (1079.3)		3069.7 (817.8)	1109.5 (641.0)	
9F	4000																		
		1990.2 (863.9)	3054.0 (808.8)	142.3	2988.9 (1339.3)	2207.0 (602.9)	36.7	2297.0 (1010.7)	2180.1 (594.3)	40.6	2258.8 (992.6)	2146.3 (586.0)	36.7	2941.6 (1315.7)	2818.1 (817.8)	125.8	1960.2 (832.1)		
		262.4	2697.9T		310.2	260.4T		275.6	201.0C		273.5	86.2T		310.1	115.9C		296.1	2759.6C	
			1465.4 (863.9)		4115.1 (1179.6)	2368.4 (1339.3)		2129.7 (601.9)	1745.8 (1010.7)		2098.8 (594.3)	1711.7 (992.6)		2075.8 (586.9)	2321.4 (1315.7)		4064.1 (1125.8)	1368.1 (832.1)	
8F	4000																		
		2912.9 (1075.7)	4378.4 (1179.6)	131.6	3950.8 (1594.2)	2204.1 (601.9)	37.2	2564.4 (996.2)	2180.5 (594.3)	40.9	2537.2 (982.4)	2150.2 (586.9)	37.2	3796.0 (1505.4)	4041.6 (1125.8)	11.3	2696.1 (972.6)		
		761.5	3930.1T		762.3	288.7C		572.0	198.4C		572.4	65.7T		785.3	390.5T		751.0	3938.7C	
			1389.9 (1075.7)		4435.5 (1244.5)	2426.1 (1594.2)		2125.2 (600.8)	1420.3 (996.2)		2098.3 (594.3)	1392.4 (982.4)		2078.7 (587.9)	2225.5 (1505.4)		4088.1 (1147.9)	1194.2 (972.6)	
7F	4000																		
		3135.3 (1143.7)	4525.1 (1244.5)	44.8	4210.3 (1694.5)	2200.9 (600.8)	37.9	2885.7 (1102.1)	2180.8 (594.3)	41.2	2860.4 (1089.7)	2154.4 (587.9)	37.9	4030.3 (1588.0)	4177.1 (1147.9)	44.5	2893.9 (1048.2)		
		848.0	5235.7T		821.3	897.4C		681.5	192.9C		681.0	44.3T		854.4	911.4T		797.5	5148.0C	
			1439.4 (1143.7)		4411.1 (1237.6)	2567.7 (1694.5)		2120.0 (599.6)	1522.8 (1102.1)		2097.9 (594.3)	1498.3 (1089.7)		2082.2 (589.1)	2321.6 (1588.0)		4113.3 (1154.8)	1298.9 (1048.2)	
6F	4025																		
		3060.2 (1248.7)	4499.6 (1237.6)	44.3	4040.5 (1716.9)	2197.1 (599.6)	38.5	2778.3 (1178.0)	2181.0 (594.3)	41.6	2758.7 (1168.6)	2159.2 (589.1)	38.5	3961.9 (1668.2)	4201.3 (1154.8)	44.0	2814.5 (1146.5)		
		547.3	6539.1T		585.3	1495.8C		407.6	184.9C		406.9	22.7T		604.5	1432.8T		507.2	6368.6C	
			1965.7 (1248.7)		4468.5 (1253.2)	2869.9 (1716.9)		2152.2 (608.3)	1963.1 (1178.0)		2132.3 (603.4)	1944.9 (1168.6)		2117.1 (598.6)	2752.8 (1668.2)		4191.2 (1176.1)	1800.0 (1146.5)	
5F	4000																		
		2588.5 (1271.4)	4554.2 (1253.2)	42.9	3826.4 (1845.9)	2227.8 (608.3)	37.8	2401.3 (1221.6)	2212.3 (603.4)	40.0	2380.1 (1211.4)	2192.7 (598.6)	37.8	3640.7 (1762.8)	4276.4 (1176.1)	42.6	2391.2 (1173.1)		
		45.7	7853.0T		134.6	2104.5C		42.0	177.9C		42.6	2.1T		115.1	1968.4T		45.0	7607.3C	
			2497.2 (1271.4)		4447.8 (1247.6)	3557.3 (1845.9)		2148.4 (607.6)	2485.2 (1221.6)		2131.7 (603.4)	2465.3 (1211.4)		2118.3 (599.2)	3410.5 (1762.8)		4210.4 (1181.6)	2301.2 (1173.1)	
4F	4000																		
		2037.5 (1295.7)	4534.7 (1247.6)	43.5	3116.7 (1841.9)	2226.2 (607.6)	38.9	1875.8 (1280.2)	2212.6 (603.4)	40.5	1862.6 (1274.1)	2196.2 (599.2)	38.9	3004.8 (1787.9)	4297.0 (1181.6)	43.3	1909.2 (1249.8)		
		553.8	9156.1T		567.0	2709.1C		684.6	171.1C		685.7	17.7C		571.0	2509.6T		590.5	8847.2C	
			3145.1 (1295.7)		4411.1 (1237.0)	4250.7 (1841.9)		2142.2 (606.1)	3245.0 (1280.2)		2130.9 (603.2)	3234.0 (1274.1)		2121.9 (600.4)	4146.8 (1787.9)		4247.0 (1191.5)	3090.1 (1249.8)	
3F	4000																		
		1351.1 (1456.4)	4496.2 (1237.1)	42.6	2381.9 (1882.1)	2221.4 (606.1)	39.6	1109.4 (1270.8)	2212.3 (603.2)	40.7	1098.1 (1264.1)	2201.2 (600.4)	39.7	2306.9 (1878.6)	4331.8 (1191.5)	42.4	1156.8 (1246.4)		
		1561.7	10448.2T		1382.2	3305.9C		1432.1	163.2C		1430.1	35.8C		1450.3	3059.7T		1335.9	10095.4C	
			4474.5 (1456.4)		4371.2 (1226.8)	5146.4 (1882.1)		2135.2 (604.4)	3973.7 (1270.8)		2129.8 (603.0)	3958.3 (1264.1)		2125.3 (601.7)	5207.4 (1878.6)		4279.6 (1201.3)	3828.6 (1246.4)	
2F	4500																		
		13.0 (1158.5)	4461.5 (1226.8)	45.1	1441.5 (1684.7)	2216.6 (604.4)	40.7	374.1 (1483.3)	2212.6 (603.0)	41.7	377.8 (1489.4)	2206.8 (601.7)	40.7	1287.6 (1864.1)	4369.7 (1201.3)	45.1	450.9 (975.1)		
		2619.6	11710.6T		2349.1	3907.7C		2963.4	157.7C		2973.4	47.2C		2906.6	3633.4T		1743.0	11329.6C	
			5226.3 (1158.5)		2976.4 (1139.3)	6139.8 (1684.7)		2932.8 (846.7)	6300.9 (1483.3)		2939.7 (876.1)	6324.6 (1489.4)		3226.1 (918.2)	7100.8 (1864.1)		3937.0 (1085.0)	3937.0 (975.1)	
1F		12871.0 0.0	5226.3 (1139.3)	1124.9	4186.6 0.0	3163.4 (846.7)	115.3	121.9 0.0	3368.1 (876.1)	214.2	4.5 0.0	3385.0 (918.2)	79.5	3794.7 0.0	3874.8 (1085.0)	31.1	12424.4 0.0		

52550

7200	7200	7200	7200	7200

36000

1　2　3　4　5　6

A フレーム (S=1/272)

水平荷重時節点応力（Ｘ方向 正加力）（立体ＭＳモデル）（保有耐力時）

14F					8.3 (38.0)			959.6 (285.6)			647.5 (180.5)			1063.0 (281.2)			300.9 (42.8)	
		282.1 (74.6)	282.1 (38.0)	145.2	1088.8 (432.1)	1097.1 (285.6)	68.8	1611.7 (676.6)	652.1 (180.5)	2.3	1608.8 (665.9)	961.3 (281.2)	50.8	1070.5 (416.5)	7.5 (42.8)	146.7	300.9 (84.3)	
		132.8	17.9C		224.5	290.1T		258.4	104.8C		277.0	92.0T		237.5	264.9C		132.4	17.7T
			16.4 (74.6)		1053.5 (314.3)	639.8 (432.1)		1164.4 (338.4)	1094.8 (676.6)		1094.5 (320.4)	1054.8 (665.9)		1062.3 (310.4)	595.4 (416.5)		1253.3 (331.7)	36.2 (84.3)
13F	4000																	
		1193.0 (508.2)	1209.4 (314.3)	77.9	1685.8 (738.2)	1272.0 (338.4)	53.8	1282.1 (556.0)	1212.6 (320.4)	59.0	1212.3 (521.9)	1172.6 (310.4)	55.1	1601.7 (700.3)	1134.8 (331.7)	59.2	1217.0 (519.2)	
		176.6	228.7T		209.5	369.1T		170.1	122.2C		168.6	70.4T		201.0	276.1C		178.7	240.7C
			839.7 (508.2)		1902.1 (547.1)	1266.8 (738.2)		1162.1 (337.7)	942.0 (556.0)		1095.4 (320.7)	875.1 (521.9)		1065.8 (311.3)	1199.7 (700.3)		2081.0 (562.7)	859.6 (519.2)
12F	4000																	
		1197.1 (546.0)	2036.8 (547.1)	67.3	1904.3 (922.7)	1269.0 (337.7)	53.5	1433.4 (827.0)	1213.3 (320.7)	58.9	1396.0 (811.7)	1175.7 (311.3)	55.0	1836.3 (889.2)	1970.2 (562.7)	55.4	1221.5 (558.4)	
		98.3	710.5T		47.4	213.4T		230.8	138.8C		237.5	50.0T		46.8	56.1C		97.7	732.9C
			1000.6 (546.0)		1847.6 (561.8)	1809.5 (922.7)		2148.3 (610.8)	1895.1 (827.0)		2054.9 (575.6)	1871.0 (811.7)		2016.1 (574.9)	1742.6 (889.2)		2248.2 (580.7)	1026.1 (558.4)
11F	4025																	
		1197.0 (543.8)	2197.6 (561.8)	175.0	2287.7 (1058.4)	2249.7 (610.8)	50.7	2342.3 (1104.7)	2089.1 (575.6)	17.1	2307.3 (1081.2)	2123.5 (574.9)	53.7	2206.2 (1019.0)	1932.7 (580.7)	157.7	1222.1 (554.5)	
		109.5	1205.7T		170.9	317.3T		132.8	174.3C		144.9	38.6T		168.2	81.2C		113.1	1241.6C
			978.1 (543.8)		2418.3 (713.5)	1945.9 (1058.4)		2145.1 (610.1)	2076.6 (1104.7)		2057.9 (587.6)	2017.6 (1081.2)		2018.8 (575.8)	1869.9 (1019.0)		2797.0 (739.2)	995.8 (554.5)
10F	4000																	
		1740.9 (773.0)	2718.9 (713.5)	150.3	2719.8 (1242.1)	2247.4 (610.1)	51.1	2241.5 (1054.4)	2173.0 (587.6)	57.6	2166.9 (1018.9)	2126.6 (575.8)	53.9	2674.1 (1226.5)	2525.1 (739.2)	135.9	1801.1 (810.1)	
		194.8	1851.9T		235.5	269.5T		132.7	197.1C		129.1	16.0T		221.2	51.9T		180.9	1908.3C
			1351.3 (773.0)		3390.3 (982.6)	2248.8 (1242.1)		2139.4 (608.7)	1976.1 (1054.4)		2058.8 (588.0)	1908.6 (1018.9)		2023.4 (577.2)	2231.7 (1226.5)		3676.7 (985.8)	1439.4 (810.1)
9F	4000																	
		2333.0 (992.0)	3684.2 (982.6)	147.0	3384.7 (1511.6)	2243.3 (608.7)	51.9	2338.0 (1014.1)	2174.6 (588.0)	57.9	2282.7 (986.0)	2132.5 (577.2)	54.5	3213.0 (1397.3)	3421.3 (985.8)	127.7	2237.3 (905.9)	
		348.9	2766.8T		361.4	46.9C		309.8	219.2C		310.7	6.0C		418.4	430.3T		425.4	2821.5C
			1635.2 (992.0)		4518.7 (1273.0)	2661.8 (1511.6)		2132.9 (607.2)	1718.3 (1014.1)		2059.7 (588.4)	1661.3 (986.0)		2028.6 (578.8)	2376.2 (1397.3)		3979.8 (1123.5)	1386.4 (905.9)
8F	4000																	
		3011.5 (1108.9)	4646.7 (1273.0)	64.0	4095.5 (1656.2)	2238.6 (607.2)	52.8	2591.3 (998.7)	2176.7 (588.4)	58.5	2537.5 (971.9)	2139.1 (578.8)	55.3	3761.5 (1480.4)	4109.1 (1123.5)	64.6	2593.4 (927.2)	
		793.8	3972.8T		783.1	622.1C		593.9	237.0C		593.7	35.5C		800.7	921.4T		739.0	3873.1C
			1424.0 (1108.9)		4490.6 (1265.1)	2529.3 (1656.2)		2125.6 (605.4)	1403.4 (998.7)		2060.9 (588.9)	1350.1 (971.9)		2034.5 (580.7)	2160.1 (1480.4)		4006.8 (1130.9)	1115.4 (927.2)
7F	4000																	
		3194.1 (1163.0)	4618.1 (1265.1)	63.8	4194.8 (1714.5)	2233.5 (605.4)	53.9	2901.4 (1101.3)	2179.2 (588.9)	59.1	2857.6 (1079.2)	2146.8 (580.7)	56.1	4009.8 (1567.5)	4135.4 (1130.9)	64.3	2891.4 (1036.4)	
		868.1	5174.9T		765.7	1188.5C		698.8	249.5C		699.2	64.8C		874.9	1415.3T		818.5	4936.3C
			1457.8 (1163.0)		4455.1 (1255.0)	2663.4 (1714.5)		2117.2 (603.4)	1503.7 (1101.3)		2062.6 (589.5)	1459.2 (1079.2)		2041.5 (582.9)	2260.0 (1567.5)		4041.7 (1140.3)	1254.4 (1036.4)
6F	4000																	
		3123.0 (1291.2)	4580.8 (1255.0)	62.9	4019.1 (1733.2)	2227.4 (603.4)	55.1	2795.6 (1198.6)	2182.2 (589.5)	59.8	2759.0 (1181.0)	2155.6 (582.9)	57.1	3949.9 (1675.8)	4168.4 (1140.3)	63.4	2787.3 (1149.8)	
		524.5	6373.5T		531.0	1752.0C		383.4	257.9C		382.2	91.3C		577.3	1918.6T		473.3	6015.7C
			2073.9 (1291.2)		4508.2 (1269.2)	2957.2 (1733.2)		2147.7 (611.7)	2028.8 (1198.6)		2098.6 (599.0)	1994.6 (1181.0)		2078.3 (592.8)	2795.3 (1675.8)		4122.4 (1162.1)	1840.6 (1149.8)
5F	4025																	
		2556.0 (1270.6)	4630.0 (1269.2)	60.9	3807.6 (1848.7)	2256.5 (611.7)	54.4	2333.1 (1204.8)	2214.2 (599.0)	57.8	2293.9 (1185.8)	2189.9 (592.8)	55.8	3527.9 (1725.6)	4244.8 (1162.1)	61.2	2281.8 (1134.9)	
		14.9	7592.6T		110.2	2243.2C		76.4	250.2C		77.8	137.6C		76.7	2374.3T		11.9	7121.8C
			2526.2 (1270.6)		4479.0 (1261.3)	3587.1 (1848.7)		2140.9 (610.4)	2485.9 (1204.8)		2099.9 (599.6)	2449.5 (1185.8)		2082.0 (594.3)	3374.4 (1725.6)		4147.9 (1169.4)	2258.0 (1134.9)
4F	4000																	
		2076.1 (1314.5)	4602.3 (1261.3)	61.7	3145.6 (1855.1)	2253.7 (610.4)	56.4	1872.4 (1274.4)	2217.4 (599.6)	58.8	1847.0 (1262.3)	2196.6 (594.3)	57.3	2979.3 (1773.6)	4271.7 (1169.4)	61.9	1889.9 (1244.5)	
		552.9	8813.7T		564.6	2719.5C		676.3	236.8C		677.6	185.0C		567.9	2830.1T		598.7	8241.5C
			3181.8 (1314.5)		4427.8 (1246.7)	4274.8 (1855.1)		2131.2 (608.0)	3225.1 (1274.4)		2102.8 (600.6)	3202.2 (1262.3)		2090.9 (597.0)	4115.1 (1773.6)		4198.4 (1183.1)	3087.3 (1244.5)
3F	4000																	
		1366.8 (1501.1)	4548.6 (1246.7)	60.4	2399.3 (1885.6)	2246.3 (608.0)	57.6	1127.3 (1332.1)	2221.3 (600.6)	59.2	1108.0 (1322.4)	2207.3 (597.0)	58.2	2295.4 (1919.8)	4319.6 (1183.1)	60.6	1110.5 (1243.1)	
		1635.4	10032.7T		1372.0	3213.8C		1536.5	219.1C		1536.9	222.1C		1544.1	3317.9T		1376.0	9381.6C
			4637.6 (1501.1)		4372.1 (1231.9)	5143.2 (1885.6)		2121.1 (605.5)	4200.4 (1332.1)		2105.8 (601.6)	4181.7 (1322.4)		2100.5 (599.9)	5383.6 (1919.8)		4246.0 (1196.9)	3862.5 (1243.1)
2F	4000																	
		140.1 (1197.4)	4497.5 (1231.9)	62.7	1467.1 (1619.5)	2238.2 (605.5)	58.6	145.8 (1373.0)	2225.7 (601.6)	59.9	142.5 (1380.3)	2218.4 (599.9)	58.9	1088.5 (1822.1)	4371.6 (1196.9)	62.8	384.0 (949.2)	
		2834.2	11251.2T		2176.8	3754.9C		2943.4	209.1C		2963.0	244.4C		3011.3	3852.1T		1751.7	10571.6C
			5528.4 (1197.4)		2749.7 (1149.7)	5820.6 (1619.5)		2716.6 (803.8)	6032.6 (1373.0)		2724.0 (838.9)	6068.6 (1380.3)		3103.1 (895.5)	7111.0 (1822.1)		3887.8 (1096.6)	3887.3 (949.2)
1F	4500																	
		12408.5 0.0	5528.4 (1149.7)	1389.4	4093.4 0.0	9071.0 (803.8)	177.2	183.3 0.0	9316.0 (838.9)	296.0	213.3 0.0	9344.6 (895.5)	120.8	4011.6 0.0	11007.9 (1096.6)	60.3	11697.1 0.0	

52550

	7200	7200	7200	7200	7200
36000					
	1	2	3	4	5	6

B フレーム（S=1/272）

水平荷重時節点応力（Ｘ方向 正加力）（立体ＭＳモデル）（保有耐力時）

						146.2 (49.8)				284.8 (82.0)				225.0 (65.9)				371.0 (99.1)				188.2 (39.2)	
14F																							
			212.5 (84.5)	212.5 (49.8)	33.2	452.0 (211.0)	305.8 (82.0)	10.5	534.1 (255.8)	249.2 (65.9)	12.1	567.2 (261.7)	342.2 (99.1)	14.4	465.1 (208.1)	94.1 (39.2)	47.1	188.2 (75.2)	
	4000		43.6	92.9T		29.9	10.4C		22.5	17.4C		43.9	44.5T		48.9	31.6C		37.8	86.4C
				125.4 (84.5)		336.4 (100.5)	392.2 (211.0)		555.3 (157.8)	489.0 (255.8)		568.4 (155.7)	479.5 (261.7)		490.1 (133.8)	367.2 (208.1)		374.2 (98.9)	112.6 (75.2)
13F																			
			261.6 (120.9)	387.0 (100.5)	25.3	525.4 (265.1)	581.1 (157.8)	12.9	618.7 (314.5)	552.4 (155.7)	8.0	561.9 (284.6)	473.0 (133.8)	8.5	460.7 (230.8)	337.8 (98.9)	18.2	261.6 (120.1)	
	4000		19.8	241.3T		4.9	14.8C		10.2	22.6C		7.4	40.0T		0.9	25.9C		21.4	238.3C
				222.0 (120.9)		450.9 (134.1)	535.1 (265.1)		679.3 (192.3)	639.2 (314.5)		689.7 (189.5)	576.6 (284.6)		572.1 (156.4)	462.6 (230.8)		505.6 (133.4)	218.8 (120.1)
12F																			
			292.5 (159.0)	514.6 (134.1)	31.8	621.1 (337.5)	705.4 (192.3)	13.0	714.4 (386.6)	674.3 (189.5)	7.7	667.3 (363.6)	554.2 (156.4)	8.9	564.0 (309.3)	454.5 (133.4)	25.5	286.8 (156.1)	
	4025		27.4	414.2T		58.2	21.0C		63.6	29.7C		64.4	25.1T		58.5	5.4C		27.3	415.2C
				347.4 (159.0)		625.2 (191.0)	737.5 (337.5)		885.3 (251.4)	841.5 (386.6)		881.7 (243.0)	796.1 (363.6)		807.9 (220.4)	681.1 (309.3)		726.2 (186.1)	341.4 (156.1)
11F																			
			402.9 (200.5)	750.3 (191.0)	62.5	812.2 (415.3)	924.5 (251.4)	19.6	911.6 (467.0)	867.8 (243.0)	7.0	865.0 (440.5)	779.3 (220.4)	14.3	740.5 (372.9)	613.7 (186.1)	56.3	384.8 (188.6)	
	4000		1.8	643.1T		18.4	29.0C		22.4	42.7C		16.1	21.7T		5.2	6.3T		7.6	644.0C
				399.3 (200.5)		746.3 (225.5)	848.9 (415.3)		1007.1 (285.1)	956.3 (467.0)		1023.9 (280.9)	897.1 (440.5)		817.7 (230.4)	750.9 (372.9)		798.4 (213.9)	369.7 (188.6)
10F																			
			478.2 (229.9)	877.5 (225.5)	65.6	943.2 (480.6)	1045.8 (285.1)	19.3	1049.2 (537.3)	998.4 (280.9)	12.7	968.1 (491.8)	841.3 (230.4)	11.8	808.5 (406.5)	741.8 (213.9)	28.3	428.7 (202.0)	
	4000		18.5	903.2T		18.1	41.3C		25.4	52.4C		15.6	8.7C		4.4	38.4T		24.7	897.2C
				441.2 (229.9)		855.1 (247.5)	979.3 (480.6)		1157.3 (327.9)	1100.1 (537.3)		1197.9 (326.9)	999.3 (491.8)		820.2 (232.1)	817.4 (406.5)		805.0 (227.6)	379.3 (202.0)
9F																			
			485.6 (205.1)	926.7 (247.5)	35.8	1079.5 (527.1)	1203.7 (327.9)	23.2	1212.8 (614.9)	1155.5 (326.9)	21.2	1049.8 (502.8)	851.2 (232.1)	15.5	836.3 (384.5)	833.5 (227.6)	14.2	425.8 (175.3)	
	4000		75.4	1176.8T		25.3	41.6C		17.1	59.9C		44.2	80.9C		67.4	89.7T		75.2	1155.4C
				334.7 (205.1)		891.0 (251.9)	1028.9 (527.1)		1409.2 (402.1)	1247.0 (614.9)		1360.9 (385.2)	961.3 (502.8)		821.5 (232.5)	701.5 (384.5)		807.8 (228.3)	275.3 (175.3)
8F																			
			588.2 (211.9)	923.0 (251.9)	16.0	1347.6 (593.7)	1485.6 (402.1)	38.2	1574.8 (720.6)	1412.5 (385.2)	25.8	1252.0 (547.1)	852.4 (232.5)	15.5	956.1 (399.5)	836.1 (228.3)	14.1	532.5 (183.5)	
52550	4000		164.4	1443.1T		160.3	10.7C		133.5	88.0C		157.8	200.5C		157.1	171.4T		165.6	1402.4C
				259.5 (211.9)		886.5 (250.6)	1027.0 (593.7)		1406.4 (401.6)	1307.8 (720.6)		1363.2 (390.3)	936.5 (547.1)		823.0 (232.9)	641.8 (399.5)		810.6 (229.1)	201.3 (183.5)
7F																			
			658.6 (235.0)	918.1 (250.6)	15.8	1344.8 (604.4)	1485.3 (401.6)	39.5	1545.8 (730.3)	1447.3 (390.3)	42.0	1280.5 (569.5)	853.7 (232.9)	15.4	1020.0 (428.8)	838.8 (229.1)	14.1	609.2 (209.6)	
	4000		188.6	1695.6T		136.0	12.0T		85.2	115.3C		141.6	321.9C		162.3	263.0T		190.1	1637.7C
				281.4 (235.0)		877.4 (248.1)	1072.8 (604.4)		1401.7 (400.5)	1375.4 (730.3)		1367.9 (391.7)	997.4 (569.5)		826.6 (233.9)	695.3 (428.8)		816.3 (230.6)	229.1 (209.6)
6F																			
			627.3 (263.1)	908.7 (248.1)	15.6	1286.5 (583.5)	1481.9 (400.5)	40.1	1478.8 (681.8)	1452.6 (391.7)	42.3	1228.2 (554.8)	857.6 (233.9)	15.5	975.0 (432.3)	843.8 (230.6)	13.8	587.2 (243.6)	
	4025		97.8	1934.4T		112.2	36.7T		106.6	142.8C		111.6	443.4C		105.0	357.9T		97.0	1863.2C
				431.7 (263.1)		889.3 (251.1)	1062.1 (583.5)		1423.0 (406.5)	1265.6 (681.8)		1390.1 (397.8)	1005.0 (554.8)		839.8 (237.3)	765.1 (432.3)		830.5 (234.4)	393.1 (243.6)
5F																			
			486.8 (259.6)	918.5 (251.1)	14.6	1331.1 (677.5)	1503.9 (406.5)	40.4	1631.2 (825.1)	1473.8 (397.8)	41.8	1253.7 (639.6)	868.7 (237.3)	14.4	931.7 (478.8)	856.9 (234.4)	13.2	437.3 (235.8)	
	4000		32.5	2174.7T		23.9	10.2C		19.0	183.9C		25.5	548.0C		25.9	510.6T		34.4	2091.1C
				551.8 (259.6)		885.6 (250.0)	1378.9 (677.5)		1420.4 (406.3)	1669.3 (825.1)		1390.6 (398.3)	1304.7 (639.6)		840.8 (237.5)	983.4 (478.8)		832.9 (235.1)	506.0 (235.8)
4F																			
			362.4 (319.3)	914.1 (250.0)	14.3	1011.5 (666.8)	1504.9 (406.3)	42.2	1227.9 (781.2)	1476.8 (398.3)	43.1	955.0 (636.5)	869.1 (237.5)	14.1	717.0 (513.5)	859.5 (235.1)	13.3	326.9 (299.7)	
	4000		276.2	2409.3T		322.1	64.0C		334.5	227.1C		318.0	651.0C		310.0	668.6T		272.5	2315.7C
				914.8 (319.3)		874.5 (246.8)	1655.8 (666.8)		1415.4 (405.0)	1896.9 (781.2)		1396.6 (400.0)	1591.0 (636.5)		845.4 (238.8)	1337.1 (513.5)		840.4 (237.1)	871.8 (299.7)
3F																			
			12.3 (245.6)	902.5 (246.8)	14.0	719.5 (641.8)	1500.8 (405.0)	42.7	1001.6 (804.6)	1483.1 (400.0)	43.3	679.3 (624.9)	873.8 (238.8)	14.2	374.7 (445.2)	866.4 (237.1)	13.0	31.4 (240.6)	
	4000		503.6	2628.9T		564.0	84.4C		607.6	266.2C		570.4	763.4C		515.8	806.2T		512.5	2531.9C
				994.8 (245.6)		862.3 (243.8)	1847.6 (641.8)		1408.7 (403.4)	2216.7 (804.6)		1403.1 (402.0)	1820.1 (624.9)		850.1 (240.3)	1406.3 (445.2)		845.1 (238.7)	993.6 (240.6)
2F																			
			101.7 (605.4)	893.1 (243.8)	15.4	510.2 (863.1)	1495.6 (403.4)	43.4	683.2 (903.4)	1491.2 (402.0)	44.1	462.9 (826.5)	879.9 (240.3)	14.9	317.2 (823.1)	873.4 (238.7)	14.1	148.5 (561.2)	
	4500		1463.8	2850.4T		1431.8	30.8C		1349.4	290.1C		1396.7	894.6C		1534.8	893.2T		1411.2	2753.5C
				2826.0 (605.4)		1703.1 (629.0)	3373.7 (863.1)		1615.6 (456.4)	3382.0 (903.4)		1603.7 (468.1)	3256.2 (826.5)		1475.0 (434.4)	3386.9 (823.1)		2674.0 (636.9)	2674.0 (561.2)
1F			3450.8 0.0	2826.0 (629.0)	561.4	224.4 0.0	3670.6 (456.4)	27.5	275.7 0.0	3766.4 (468.1)	81.3	903.3 0.0	3652.5 (434.4)	88.7	1142.8 0.0	3911.8 (636.9)	381.1	3351.6 0.0	

7200　7200　7200　7200　7200

36000

1　2　3　4　5　6

C フレーム（S=1/272）

水平荷重時節点応力（Ｘ方向 負加力）（立体ＭＳモデル）（保有耐力時）

14F					35.9 (22.5)			836.9 (247.8)			610.9 (170.0)			955.7 (249.6)			185.1 (19.8)		
		198.0 (41.4)	198.0 (22.5)	116.9	911.2 (357.4)	947.1 (247.8)	55.1	1449.7 (621.3)	612.8 (170.0)	1.0	1452.1 (619.2)	841.2 (249.6)	57.3	913.1 (363.7)	42.7 (19.8)	113.9	185.1 (34.7)		
	4000	115.1	35.7C		196.4	227.1C		207.0	74.8T		213.7	78.5C		185.6	230.0T		115.6	31.9T	
13F			32.3 (41.4)		843.0 (251.6)	518.4 (357.4)		1174.6 (316.5)	1035.7 (621.3)		1114.4 (309.2)	1024.7 (619.2)		1234.3 (332.6)	541.9 (363.7)		937.5 (239.9)	46.1 (34.7)	
		1000.4 (422.0)	968.1 (251.6)	62.5	1429.1 (621.0)	1104.5 (316.5)	35.0	1250.7 (552.3)	1111.7 (309.2)	1.3	1249.8 (557.2)	1160.1 (332.6)	37.1	1482.3 (644.6)	789.8 (239.9)	73.9	983.6 (414.4)		
	4000	156.5	307.3C		187.0	300.8C		146.0	76.9T		135.5	98.0C		193.0	329.0T		154.8	290.8T	
12F			687.5 (422.0)		1575.4 (452.0)	1055.0 (621.0)		1180.7 (317.7)	958.6 (552.3)		1210.2 (325.0)	978.9 (557.2)		1232.2 (332.0)	1096.2 (644.6)		1649.5 (442.0)	674.0 (414.4)	
		991.4 (450.8)	1678.9 (452.0)	51.7	1627.4 (793.5)	1107.0 (317.7)	36.8	1351.7 (765.6)	1129.6 (325.0)	40.3	1389.7 (784.2)	1158.5 (332.0)	36.8	1669.1 (814.4)	1533.1 (442.0)	58.2	975.5 (442.7)		
	4025	84.2	785.8C		30.6	179.2C		189.1	63.2T		188.5	100.0C		30.1	229.5T		84.6	758.4T	
11F			822.9 (450.8)		1501.7 (458.6)	1566.3 (793.5)		2060.5 (572.4)	1729.8 (765.6)		1829.9 (509.0)	1766.8 (784.2)		2205.9 (601.5)	1608.9 (814.4)		1767.5 (446.6)	806.2 (442.7)	
		977.5 (442.0)	1800.4 (458.6)	149.3	1996.3 (922.1)	2060.9 (572.4)	0.2	2165.8 (1043.3)	1835.1 (509.0)	2.6	2187.8 (1052.1)	2124.7 (601.5)	40.6	2045.1 (944.7)	1448.0 (446.6)	159.8	961.3 (435.1)		
	4000	93.5	1273.4C		152.2	308.6C		79.3	118.8T		83.7	186.2C		155.7	397.5T		91.1	1233.0T	
10F			790.4 (442.0)		1988.5 (587.6)	1691.9 (922.1)		2138.1 (583.8)	2007.2 (1043.3)		2129.7 (586.5)	2020.5 (1052.1)		2204.8 (602.4)	1733.7 (944.7)		2198.4 (573.7)	779.0 (435.1)	
		1451.7 (639.6)	2242.1 (587.6)	126.8	2362.1 (1076.4)	2065.6 (583.8)	36.3	2224.3 (1051.4)	2093.4 (586.5)	18.2	2241.5 (1063.2)	2132.3 (602.4)	36.2	2403.0 (1096.2)	1931.9 (573.7)	133.3	1419.4 (619.9)		
	4000	172.5	1893.6C		209.2	323.4C		121.5	107.5T		115.1	194.9C		210.6	442.1T		179.7	1838.5T	
9F			1106.8 (639.6)		2815.4 (816.8)	1943.6 (1076.4)		2141.7 (584.7)	1981.3 (1051.4)		2176.2 (593.2)	2011.4 (1063.2)		2202.3 (601.6)	1981.8 (1096.2)		3050.8 (808.0)	1060.1 (619.9)	
		1959.0 (830.4)	3065.8 (816.8)	125.2	2940.0 (1314.5)	2068.3 (584.7)	36.7	2255.5 (990.0)	2095.1 (593.2)	40.6	2293.8 (1008.1)	2128.9 (601.6)	36.7	2987.4 (1338.2)	2766.9 (808.0)	142.0	1990.7 (863.7)		
	4000	298.3	2751.8C		310.9	116.9C		275.5	88.3T		277.6	194.1C		311.1	258.5T		263.4	2687.1T	
8F			1362.5 (830.4)		4045.0 (1125.5)	2318.1 (1314.5)		2145.6 (585.7)	1704.5 (990.0)		2176.5 (593.2)	1738.6 (1008.1)		2199.5 (600.6)	2365.3 (1338.2)		4381.0 (1180.4)	1463.9 (863.7)	
		2696.0 (971.1)	4058.5 (1125.5)	6.8	3798.0 (1504.3)	2071.1 (585.7)	37.2	2535.9 (980.3)	2094.8 (593.2)	40.9	2563.0 (994.0)	2125.1 (600.6)	37.2	3952.3 (1593.1)	4118.1 (1180.4)	131.4	2917.1 (1075.6)		
	4000	753.8	3929.7C		789.4	391.0T		575.3	67.9T		574.9	190.7C		766.1	292.6C		765.9	3919.1T	
7F			1188.5 (971.1)		4172.0 (1146.4)	2219.1 (1504.3)		2150.1 (586.7)	1385.3 (980.3)		2177.0 (593.3)	1413.1 (994.0)		2196.6 (599.6)	2420.2 (1593.1)		4519.5 (1243.0)	1385.3 (1075.6)	
		2894.0 (1047.1)	4082.4 (1146.4)	44.8	4027.3 (1585.7)	2074.4 (586.7)	37.9	2859.4 (1088.1)	2094.6 (593.3)	41.2	2884.7 (1100.6)	2120.9 (599.6)	37.9	4206.9 (1692.3)	4430.4 (1243.0)	44.5	3134.2 (1142.3)		
	4000	799.8	5136.6C		855.9	912.2T		683.1	46.5T		683.6	184.5C		822.3	900.8C		849.6	5222.2T	
6F			1294.4 (1047.1)		4196.5 (1153.4)	2315.4 (1585.7)		2155.3 (588.0)	1493.1 (1088.1)		2177.5 (593.3)	1517.5 (1100.6)		2193.2 (598.5)	2562.3 (1692.3)		4494.3 (1236.2)	1434.9 (1142.3)	
		2813.7 (1145.6)	4108.1 (1153.4)	44.2	3959.4 (1666.6)	2078.3 (588.0)	38.5	2756.6 (1167.2)	2094.4 (593.3)	41.6	2776.1 (1176.6)	2116.1 (598.5)	38.5	4037.2 (1715.0)	4406.4 (1236.2)	44.0	3059.4 (1247.9)		
	4025	508.1	6355.0C		605.3	1434.0T		407.7	25.1T		408.3	175.8C		585.7	1498.9C		548.1	6523.3T	
5F			1797.5 (1145.6)		4270.6 (1174.4)	2748.8 (1666.6)		2188.5 (597.4)	1941.3 (1167.2)		2208.4 (602.3)	1959.5 (1176.6)		2223.6 (607.2)	2865.8 (1715.0)		4548.0 (1251.5)	1963.3 (1247.9)	
		2387.4 (1171.7)	4184.9 (1174.4)	42.9	3634.7 (1760.4)	2112.9 (597.4)	37.8	2375.7 (1209.5)	2128.4 (602.3)	40.0	2396.9 (1219.8)	2148.0 (607.2)	37.8	3820.5 (1843.5)	4462.7 (1251.5)	42.6	2584.1 (1270.0)		
	4000	44.1	7591.0C		113.9	1970.3T		43.4	4.1T		42.7	168.5C		133.5	2106.5C		44.7	7834.9T	
4F			2299.3 (1171.7)		4291.4 (1180.0)	3406.9 (1760.4)		2192.3 (598.2)	2462.5 (1209.5)		2209.0 (602.4)	2482.3 (1219.8)		2222.4 (606.5)	3553.5 (1843.5)		4528.7 (1246.0)	2495.4 (1270.0)	
		1905.2 (1248.9)	4204.5 (1180.0)	43.5	2999.0 (1786.0)	2114.5 (598.2)	38.9	1857.9 (1272.7)	2128.1 (602.4)	40.5	1871.2 (1278.7)	2144.5 (606.5)	38.9	3111.1 (1840.2)	4442.1 (1246.0)	43.3	2033.3 (1294.5)		
	4000	592.7	8828.4C		573.0	2511.9T		687.4	15.7C		686.3	161.1C		569.3	2710.1C		555.7	9135.9T	
3F			3090.6 (1248.9)		4328.0 (1190.4)	4145.0 (1786.0)		2198.5 (599.7)	3232.8 (1272.7)		2209.7 (602.5)	3243.8 (1278.7)		2218.8 (605.3)	4249.6 (1840.2)		4492.2 (1236.0)	3144.7 (1294.5)	
		1152.3 (1246.0)	4242.9 (1190.4)	42.5	2302.2 (1878.8)	2119.2 (599.7)	39.6	1094.1 (1264.5)	2128.4 (602.5)	40.7	1105.4 (1271.1)	2139.5 (605.3)	39.7	2376.5 (1881.1)	4407.3 (1236.0)	42.4	1347.4 (1457.1)		
	4000	1339.7	10075.0C		1455.5	3062.4T		1434.8	33.7C		1436.9	152.8C		1385.8	3306.0C		1566.8	10426.5T	
2F			3831.7 (1246.0)		4367.7 (1200.7)	5213.1 (1878.8)		2205.4 (601.3)	3963.8 (1264.5)		2211.3 (602.7)	3979.1 (1271.1)		2215.3 (604.0)	5148.1 (1881.1)		4459.4 (1226.2)	4481.0 (1457.1)	
		445.8 (974.4)	4277.5 (1200.7)	45.1	1278.6 (1861.7)	2123.9 (601.3)	40.7	369.5 (1487.1)	2128.0 (602.7)	41.7	366.0 (1481.2)	2133.8 (604.0)	40.7	1436.5 (1682.6)	4369.3 (1226.2)	45.1	21.5 (1156.4)		
	4500	1746.6	11308.1C		2910.2	3636.6T		2976.5	45.0C		2966.8	147.1C		2349.3	3907.5C		2623.4	11688.0T	
1F			3938.9 (974.4)		3873.9 (1085.1)	7099.0 (1861.7)		3383.6 (917.9)	6322.5 (1487.1)		3367.3 (875.9)	6299.5 (1481.2)		3161.0 (846.3)	6135.1 (1682.6)		5225.2 (1138.8)	5225.2 (1156.4)	
		12402.5 0.0	3938.9 (1085.1)	32.5	3798.6 0.0	3225.1 (917.9)	79.3	2.3 0.0	2938.9 (875.9)	214.2	111.0 0.0	2932.2 (846.3)	114.4	4186.6 0.0	2974.1 (1138.8)	1125.6	12847.2 0.0		

52550

7200　7200　7200　7200　7200

36000

1　2　3　4　5　6

A フレーム（S=1/272）

水平荷重時節点応力（Ｘ方向 負加力）（立体ＭＳモデル）（保有耐力時）



水平荷重時節点応力（Ｘ方向 負加力）（立体ＭＳモデル）（保有耐力時）

14F					157.4 (52.8)			287.6 (82.1)			215.9 (63.3)			371.0 (99.1)			180.6 (37.1)	
		222.9 (89.4)	222.9 (52.8)	32.8	460.6 (215.2)	303.3 (82.1)	7.8	527.3 (252.5)	239.6 (63.3)	11.8	558.4 (257.4)	342.5 (99.1)	14.3	457.3 (204.4)	86.3 (37.1)	47.2	180.6 (71.8)	
	4000	44.2	100.4C		30.3	10.6T		22.2	18.1T		43.6	49.8C		48.5	30.8T		37.0	80.8T
			134.5 (89.4)		349.2 (104.0)	400.0 (215.2)		557.2 (158.0)	482.9 (252.5)		555.4 (152.0)	471.2 (257.4)		487.5 (133.1)	360.2 (204.4)		364.0 (96.1)	106.5 (71.8)
13F																		
		265.2 (122.7)	399.7 (104.0)	25.3	529.7 (267.5)	580.5 (158.0)	11.6	613.3 (311.6)	539.0 (152.0)	8.2	554.9 (280.9)	470.6 (133.1)	8.4	455.2 (228.0)	328.0 (96.1)	18.0	257.5 (118.0)	
	4000	19.9	258.0C		5.3	14.9T		9.9	24.7T		7.0	51.5C		0.8	23.5T		21.5	225.7T
			225.4 (122.7)		463.9 (137.8)	540.3 (267.5)		681.1 (192.4)	633.2 (311.6)		676.6 (185.7)	568.8 (280.9)		569.2 (155.7)	456.9 (228.0)		494.8 (130.4)	214.4 (118.0)
12F																		
		302.7 (165.9)	528.1 (137.8)	32.1	627.9 (341.4)	704.2 (192.4)	11.6	708.6 (383.3)	660.7 (185.7)	7.9	659.5 (359.1)	551.7 (155.7)	8.7	556.3 (304.5)	443.9 (130.4)	25.4	280.4 (152.0)	
	4025	31.1	440.2C		59.1	21.2T		62.8	33.4T		63.3	42.7C		56.5	1.5T		25.6	395.7T
			365.0 (165.9)		638.0 (194.0)	746.1 (341.4)		888.7 (251.4)	834.3 (383.3)		865.1 (238.2)	786.0 (359.1)		809.9 (220.9)	669.4 (304.5)		717.4 (183.7)	331.5 (152.0)
11F																		
		393.5 (189.1)	758.5 (194.0)	60.3	813.0 (414.0)	921.1 (251.4)	16.2	904.3 (463.4)	849.9 (238.2)	7.6	859.4 (438.7)	780.3 (220.9)	14.8	746.1 (379.8)	605.6 (183.7)	55.9	385.9 (191.9)	
	4000	15.3	677.7C		15.1	28.0T		22.4	49.1T		18.1	47.7C		13.5	11.7C		2.1	618.1T
			362.9 (189.1)		718.0 (207.0)	843.2 (414.0)		1017.2 (288.3)	949.2 (463.4)		994.1 (273.1)	895.5 (438.7)		891.4 (243.3)	773.1 (379.8)		846.0 (219.4)	381.7 (191.9)
10F																		
		409.3 (193.3)	772.2 (207.0)	27.1	933.5 (476.6)	1058.7 (288.3)	20.8	1040.4 (532.4)	972.4 (273.1)	10.8	959.1 (485.0)	860.5 (243.3)	15.4	851.7 (430.0)	733.4 (219.4)	56.3	464.3 (223.1)	
	4000	22.7	925.1C		19.6	13.8T		24.5	67.7T		10.9	41.1C		8.3	41.3C		18.1	872.9T
			364.0 (193.3)		802.5 (220.0)	972.7 (476.6)		1167.0 (330.1)	1089.3 (532.4)		1190.1 (323.8)	980.8 (485.0)		889.1 (242.7)	868.2 (430.0)		904.0 (245.7)	428.2 (223.1)
9F																		
		417.1 (170.3)	781.1 (220.0)	10.7	1039.4 (497.3)	1209.5 (330.1)	21.3	1219.2 (618.2)	1141.5 (323.8)	24.3	1067.4 (520.5)	858.1 (242.7)	15.5	885.7 (409.6)	864.7 (245.7)	19.6	475.8 (199.8)	
	4000	76.4	1177.0C		44.8	21.5C		17.2	80.5T		26.4	14.5T		66.5	105.9C		76.2	1145.5T
			264.2 (170.3)		818.3 (222.9)	949.7 (497.3)		1424.0 (388.4)	1253.6 (618.2)		1497.3 (404.5)	1014.6 (520.5)		887.8 (242.3)	752.7 (409.6)		901.5 (246.5)	323.3 (199.8)
8F																		
		522.2 (177.9)	786.4 (222.9)	16.0	1241.4 (541.2)	1372.8 (388.4)	25.6	1585.3 (723.5)	1414.9 (404.5)	41.2	1339.6 (588.1)	856.9 (242.3)	15.5	1008.4 (425.5)	873.3 (246.5)	14.1	578.3 (206.5)	
52550	4000	166.3	1420.0C		159.1	76.6C		138.2	77.6T		163.3	139.2T		157.4	204.6C		165.2	1407.3T
			189.6 (177.9)		822.8 (224.2)	923.3 (541.2)		1452.8 (392.6)	1308.9 (723.5)		1495.9 (403.9)	1013.0 (588.1)		886.4 (241.9)	693.6 (425.5)		898.8 (245.7)	247.9 (206.5)
7F																		
		601.7 (205.4)	791.2 (224.2)	15.8	1273.3 (565.2)	1373.8 (392.6)	39.5	1555.7 (732.1)	1411.9 (403.9)	42.0	1338.6 (599.9)	855.6 (241.9)	15.4	1063.4 (450.7)	870.6 (245.7)	14.1	650.9 (230.8)	
	4000	190.9	1652.0C		142.9	125.3C		91.5	81.9T		138.8	260.6T		161.9	311.9C		189.4	1655.8T
			219.8 (205.4)		832.0 (226.8)	987.6 (565.2)		1457.5 (393.7)	1372.7 (732.1)		1491.2 (402.5)	1061.0 (599.9)		882.8 (240.9)	739.6 (450.7)		893.1 (244.3)	272.1 (230.8)
6F																		
		580.9 (240.3)	800.7 (226.8)	15.6	1221.7 (551.6)	1377.3 (393.7)	40.1	1491.3 (686.6)	1406.6 (402.5)	42.3	1282.0 (580.9)	851.8 (240.9)	15.5	1008.8 (448.6)	865.6 (244.3)	13.8	621.1 (259.9)	
	4025	97.2	1875.2C		111.7	171.5C		109.5	90.4T		113.0	381.8T		106.1	420.2C		98.0	1891.5T
			386.5 (240.3)		845.6 (230.8)	998.4 (551.6)		1478.8 (399.6)	1272.3 (686.6)		1511.8 (408.3)	1056.0 (580.9)		895.1 (244.6)	796.6 (448.6)		904.5 (247.6)	425.0 (259.9)
5F																		
		429.9 (232.3)	816.4 (230.8)	14.6	1245.1 (634.9)	1398.0 (399.6)	40.4	1634.6 (827.0)	1428.1 (408.3)	41.9	1322.0 (672.9)	866.2 (244.6)	14.4	976.4 (501.3)	878.0 (247.6)	13.2	479.4 (256.0)	
	4000	34.6	2101.0C		24.8	152.8C		19.4	107.2T		23.8	484.1T		26.1	592.3C		32.7	2128.9T
			499.1 (232.3)		849.4 (232.0)	1294.6 (634.9)		1481.4 (399.8)	1673.3 (827.0)		1511.2 (407.8)	1369.7 (672.9)		894.1 (244.4)	1028.7 (501.3)		902.0 (246.9)	544.8 (256.0)
4F																		
		321.7 (297.1)	820.8 (232.0)	14.3	951.7 (636.3)	1397.0 (399.8)	42.2	1233.2 (784.5)	1425.1 (407.8)	43.1	1007.4 (665.5)	865.9 (244.4)	14.1	740.7 (523.5)	875.4 (246.9)	13.3	357.2 (316.7)	
	4000	272.4	2324.1C		320.9	129.1C		335.7	127.3T		323.6	584.8T		306.4	772.2C		276.2	2361.0T
			866.6 (297.1)		860.4 (235.1)	1593.4 (636.3)		1486.5 (401.0)	1904.6 (784.5)		1505.3 (406.1)	1654.6 (665.5)		889.5 (243.1)	1353.4 (523.5)		894.5 (244.9)	909.7 (316.7)
3F																		
		34.1 (240.3)	832.4 (235.1)	14.0	668.0 (615.5)	1401.1 (401.0)	42.7	1000.6 (802.8)	1418.7 (406.1)	43.3	711.8 (636.4)	861.1 (243.1)	14.2	404.6 (467.5)	868.5 (244.9)	13.0	15.2 (245.2)	
	4000	514.8	2539.5C		563.0	132.4C		605.1	149.9T		561.0	693.5T		530.3	928.4C		505.7	2578.9T
			995.4 (240.3)		872.6 (238.1)	1794.1 (615.5)		1493.1 (402.7)	2210.8 (802.8)		1498.7 (404.1)	1833.9 (636.4)		884.7 (241.6)	1465.3 (467.5)		889.8 (243.2)	996.2 (245.2)
2F																		
		153.6 (558.1)	841.7 (238.1)	15.4	484.8 (854.4)	1406.3 (402.7)	43.4	692.9 (917.8)	1410.6 (404.1)	44.1	519.8 (880.2)	855.0 (241.6)	14.9	281.0 (776.3)	861.5 (243.2)	14.1	106.4 (603.0)	
	4500	1409.4	2761.3C		1437.7	195.0C		1372.2	167.2T		1460.6	821.2T		1465.7	1022.0C		1463.2	2800.2T
			2665.2 (558.1)		1875.9 (630.7)	3360.2 (854.4)		1780.5 (453.4)	3437.3 (917.8)		1827.1 (483.9)	3441.0 (880.2)		1550.5 (439.5)	3212.3 (776.3)		2819.9 (622.5)	2819.9 (603.0)
1F		3354.2 0.0	2665.2 (630.7)	394.7	30.8 0.0	1484.3 (453.4)	148.1	159.3 0.0	1656.8 (483.9)	85.2	864.5 0.0	1613.9 (439.5)	31.7	1222.8 0.0	1661.8 (622.5)	579.0	3395.1 0.0	

7200　7200　7200　7200　7200

36000

1　2　3　4　5　6

C フレーム（S=1/272）

水平荷重時節点応力（Ｙ方向 正加力）（立体ＭＳモデル）（保有耐力時）



1 フレーム（S=1/272）

水平荷重時節点応力（Ｙ方向 正加力）（立体ＭＳモデル）（保有耐力時）



2 フレーム（S=1/272）

水平荷重時節点応力（Ｙ方向 正加力）（立体ＭＳモデル）（保有耐力時）



3 フレーム（S=1/272）

水平荷重時節点応力（Ｙ方向 正加力）（立体ＭＳモデル）（保有耐力時）



4 フレーム（S=1/272）

水平荷重時節点応力（Ｙ方向 正加力）（立体ＭＳモデル）（保有耐力時）



5 フレーム（S=1/272）

水平荷重時節点応力（Ｙ方向 正加力）（立体ＭＳモデル）（保有耐力時）



6 フレーム（S=1/272）

水平荷重時節点応力（Ｙ方向 負加力）（立体ＭＳモデル）（保有耐力時）



1 フレーム（S=1/272）

水平荷重時節点応力（Ｙ方向 負加力）（立体ＭＳモデル）（保有耐力時）



2 フレーム（S=1/272）

水平荷重時節点応力（Ｙ方向 負加力）（立体ＭＳモデル）（保有耐力時）



3 フレーム（S=1/272）

水平荷重時節点応力（Ｙ方向 負加力）（立体ＭＳモデル）（保有耐力時）



4 フレーム（S=1/272）

水平荷重時節点応力（Ｙ方向 負加力）（立体ＭＳモデル）（保有耐力時）



5 フレーム（S=1/272）

水平荷重時節点応力（Ｙ方向 負加力）（立体ＭＳモデル）（保有耐力時）

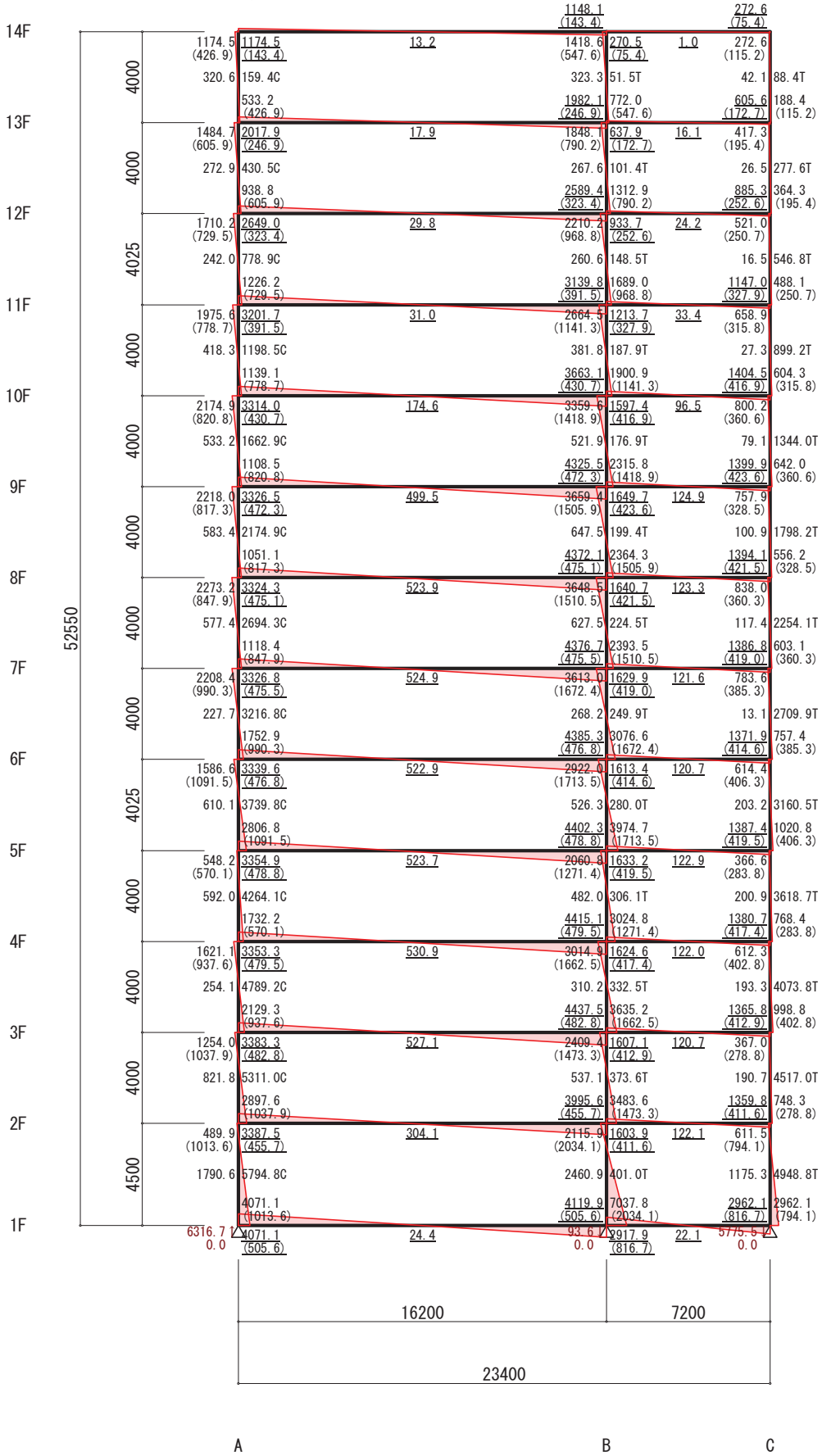

6 フレーム（S=1/272）

U-4.2.2　終局時部材応力図（長期考慮危険断面位置）（保有耐力時）

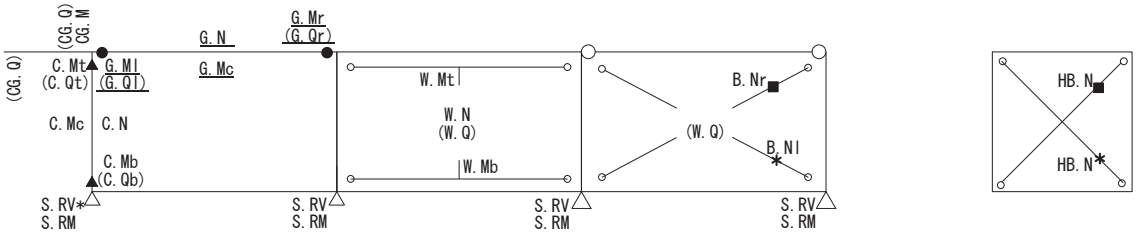

G.Ml　：はり左端部の曲げモーメント　(kN･m)
G.Mr　：はり右端部の曲げモーメント　(kN･m)
G.Mc　：はり中央の曲げモーメント　(kN･m)
G.N　：はり軸力　(kN)
（T:引張，C:圧縮，0は非表示）
※剛床内のはり軸力は解析に考慮されないため表示されません
G.Ql　：はり左端部のせん断力　(kN)
G.Qr　：はり右端部のせん断力　(kN)

C.Mt　：柱頭の曲げモーメント　(kN･m)
C.Mb　：柱脚の曲げモーメント　(kN･m)
C.Mc　：柱中央の曲げモーメント　(kN･m)
C.N　：柱軸力（T:引張，C:圧縮）　(kN)
（※C.Nは0の場合、非表示）
C.Qt　：柱頭のせん断力　(kN)
C.Qb　：柱脚のせん断力　(kN)

CG.M　：片持ばりの曲げモーメント　(kN･m)
CG.Q　：片持ばりのせん断力　(kN)

W.Mt　：壁頭・柱頭の曲げモーメント　(kN･m)
W.Mb　：壁脚・柱脚の曲げモーメント　(kN･m)
W.N　：壁軸力（T:引張，C:圧縮）　(kN)
W.Q　：壁・ブレースのせん断力　(kN)
B.Nr　：ブレース右上がり部材軸力　(kN)
B.Nl　：ブレース左上がり部材軸力　(kN)

S.RV　：鉛直方向支点反力　(kN)
（ ■ ：水平荷重時浮き上がり）
（ ＊ ：水平荷重時圧縮破壊）
S.RM　：曲げ支点反力　(kN･m)

※S.RVの引張側の数値は浮上り抵抗重量を含まない数値です。
「基礎の鉛直バネの復元力特性」の浮上り抵抗重量と
比較確認を行ってください。

HB.N　：水平ブレースの部材軸力　(kN)

●　：曲げ破壊
▲　：せん断破壊
■　：引張破壊
＊　：圧縮破壊
耐震壁の破壊表示
◎　：耐震壁の壁板のみの曲げ破壊
○　：ピン接合

長期考慮危険断面位置応力（Ｘ方向 正加力）（立体ＭＳモデル）（保有耐力時）



長期考慮危険断面位置応力（Ｘ方向 正加力）（立体ＭＳモデル）（保有耐力時）

長期考慮危険断面位置応力（Ｘ方向 正加力）（立体ＭＳモデル）（保有耐力時）



長期考慮危険断面位置応力（Ｘ方向 負加力）（立体ＭＳモデル）（保有耐力時）

長期考慮危険断面位置応力（Ｘ方向 負加力）（立体ＭＳモデル）（保有耐力時）

長期考慮危険断面位置応力（Ｘ方向 負加力）（立体ＭＳモデル）（保有耐力時）



長期考慮危険断面位置応力（Ｙ方向 正加力）（立体ＭＳモデル）（保有耐力時）

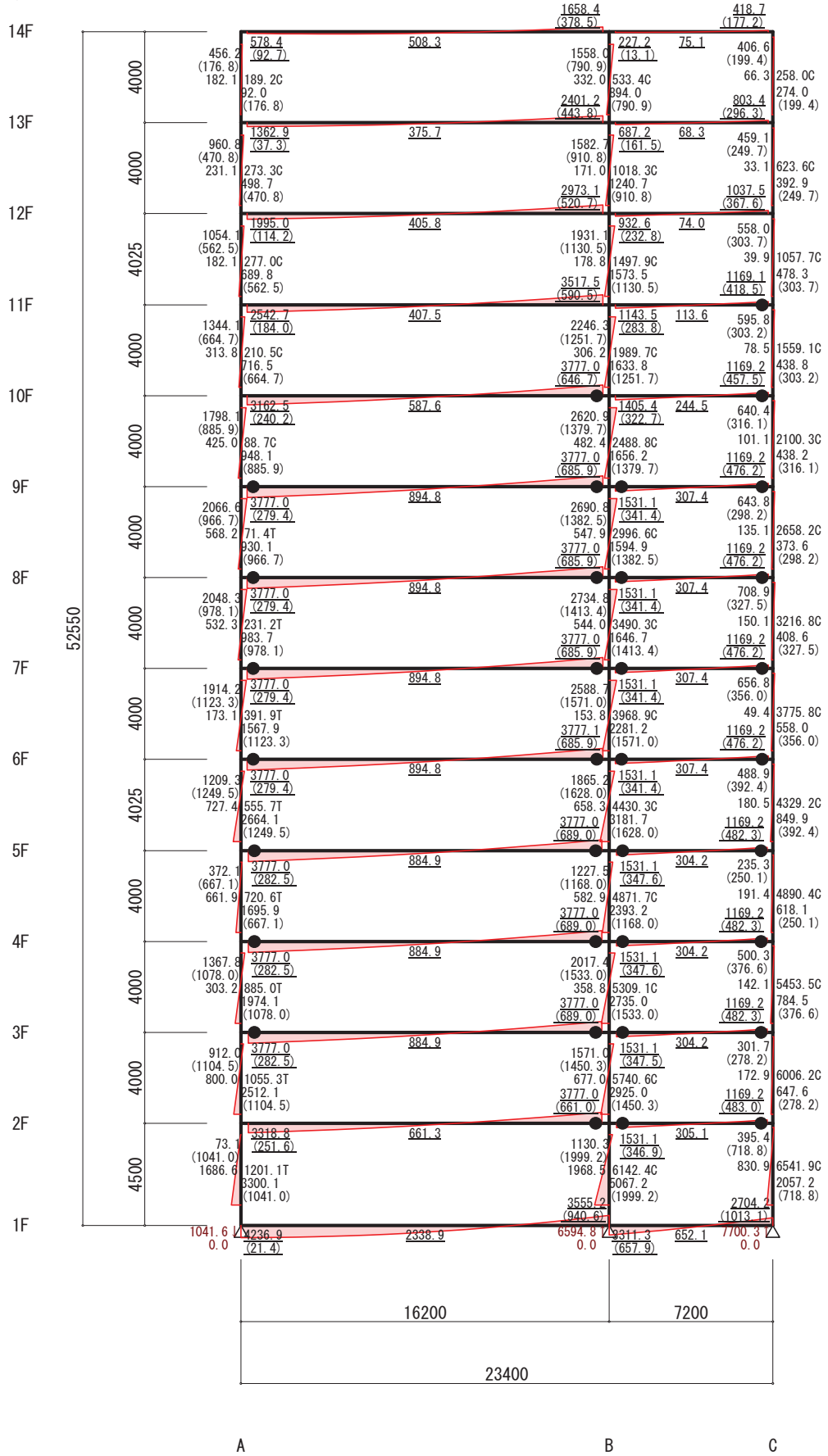

1 フレーム（S=1/272）

長期考慮危険断面位置応力（Ｙ方向 正加力）（立体ＭＳモデル）（保有耐力時）

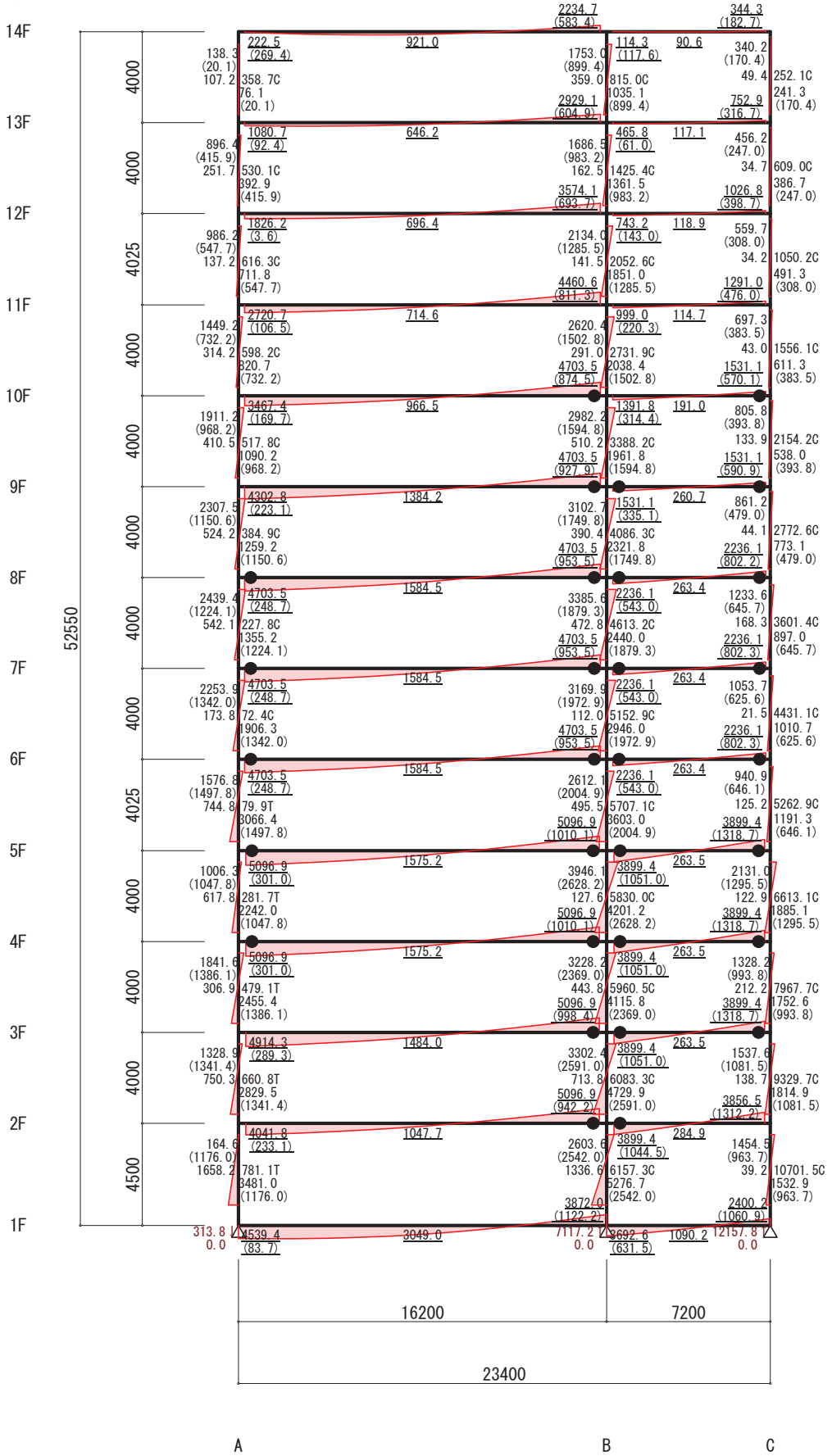

2 フレーム（S=1/272）

長期考慮危険断面位置応力（Ｙ方向 正加力）（立体ＭＳモデル）（保有耐力時）

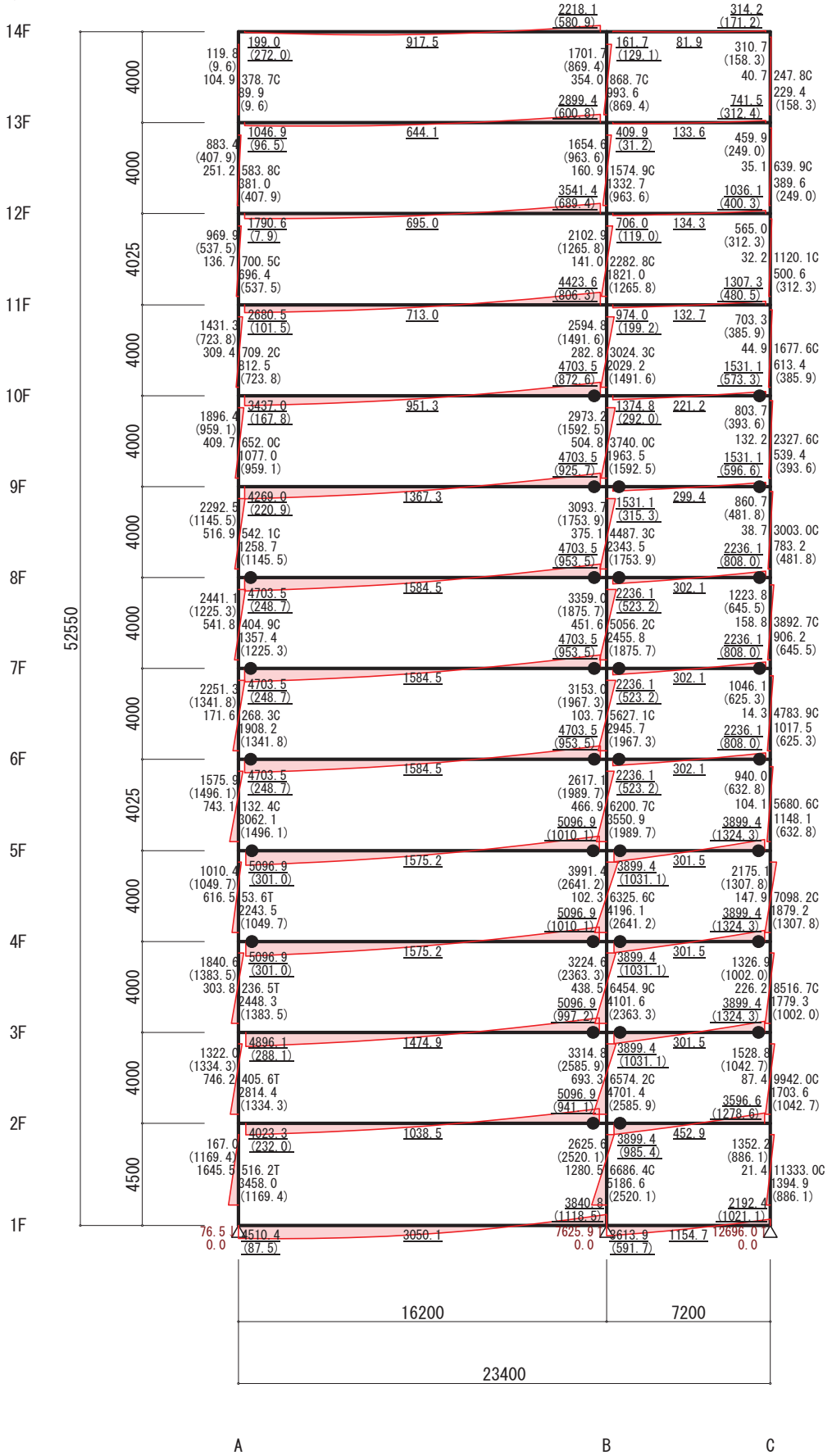

3 フレーム（S=1/272）

長期考慮危険断面位置応力（Ｙ方向 正加力）（立体ＭＳモデル）（保有耐力時）

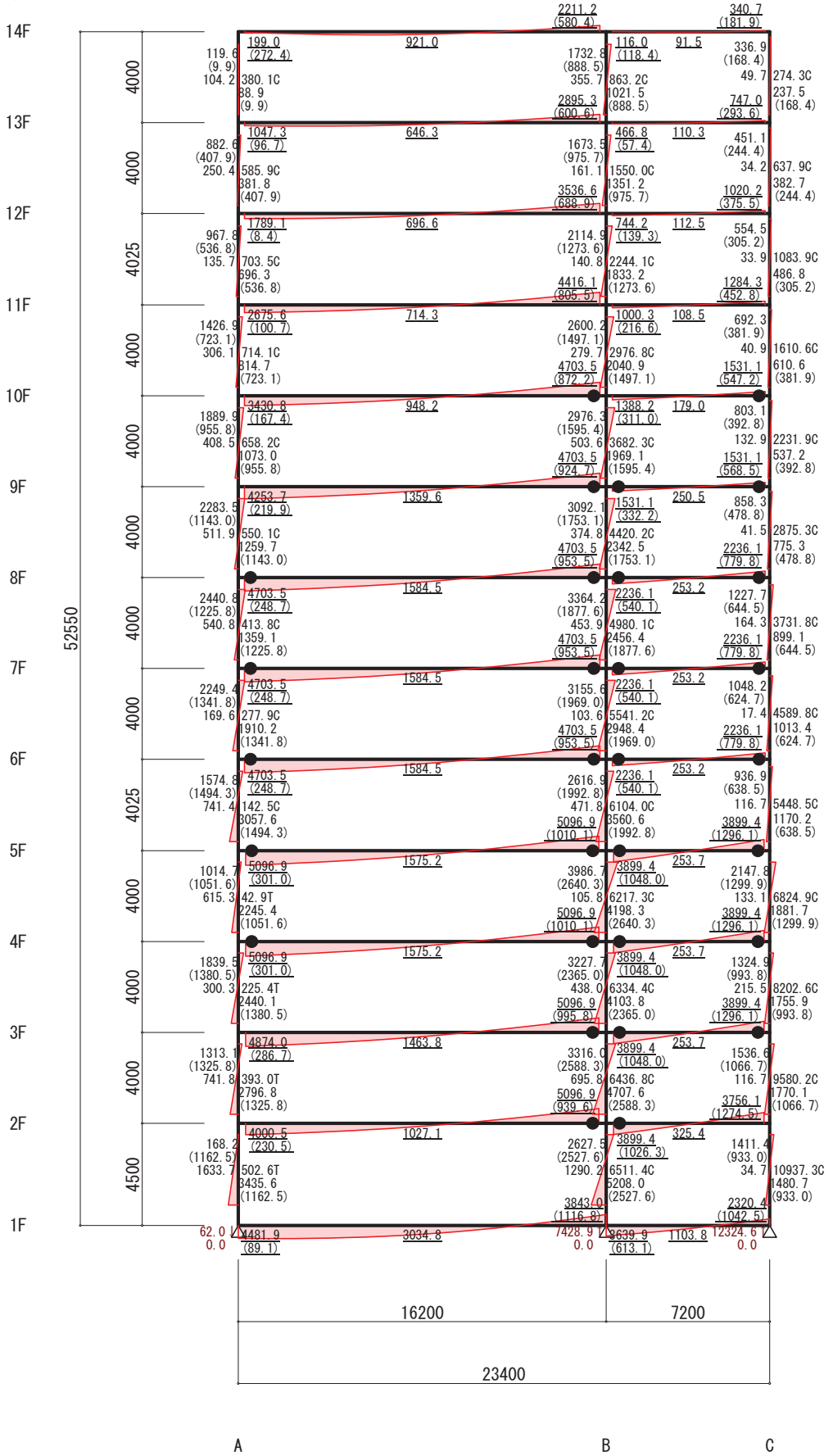

4 フレーム（S=1/272）

長期考慮危険断面位置応力（Ｙ方向 正加力）（立体ＭＳモデル）（保有耐力時）

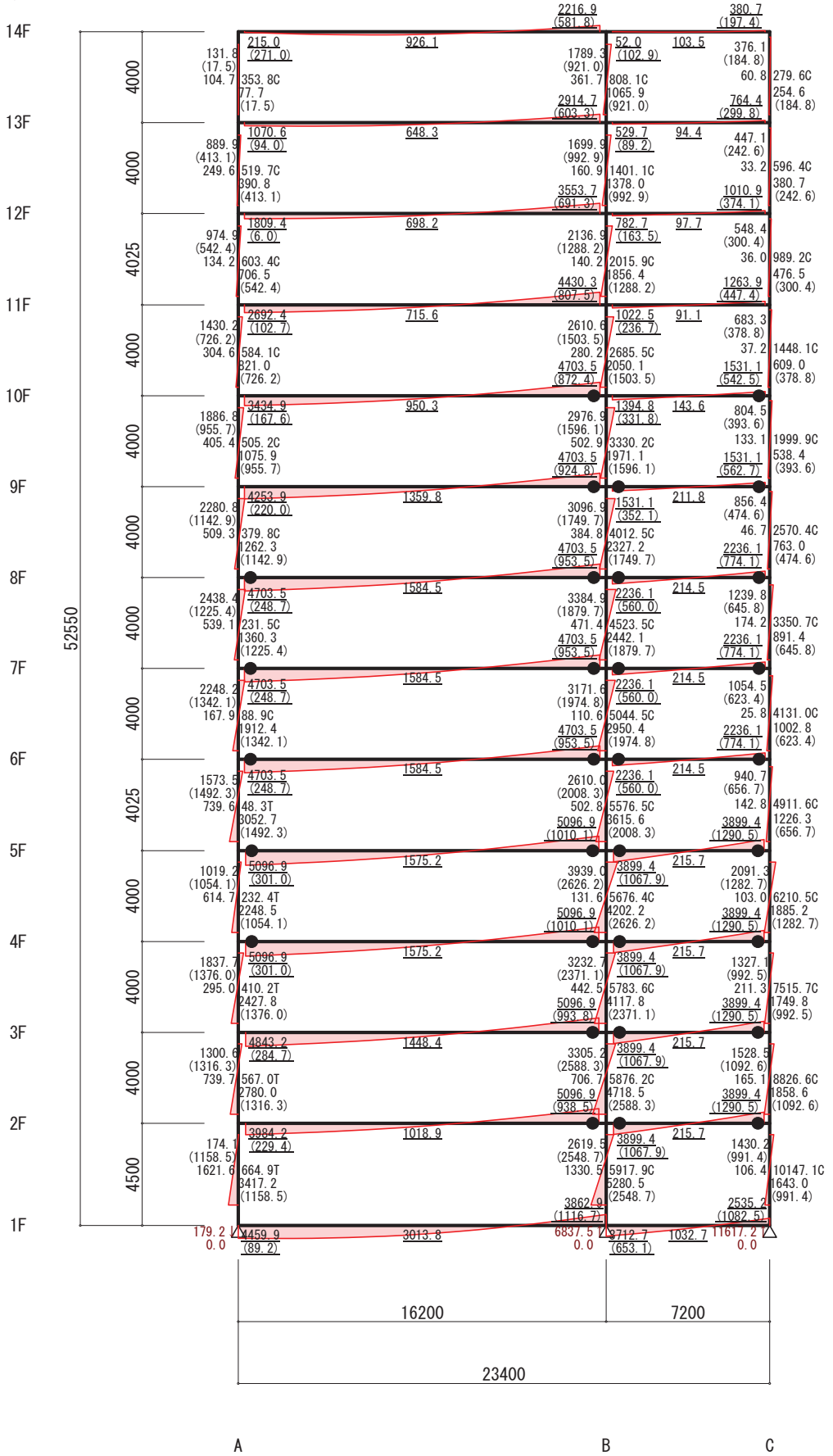

5 フレーム（S=1/272）

長期考慮危険断面位置応力（Ｙ方向 正加力）（立体ＭＳモデル）（保有耐力時）

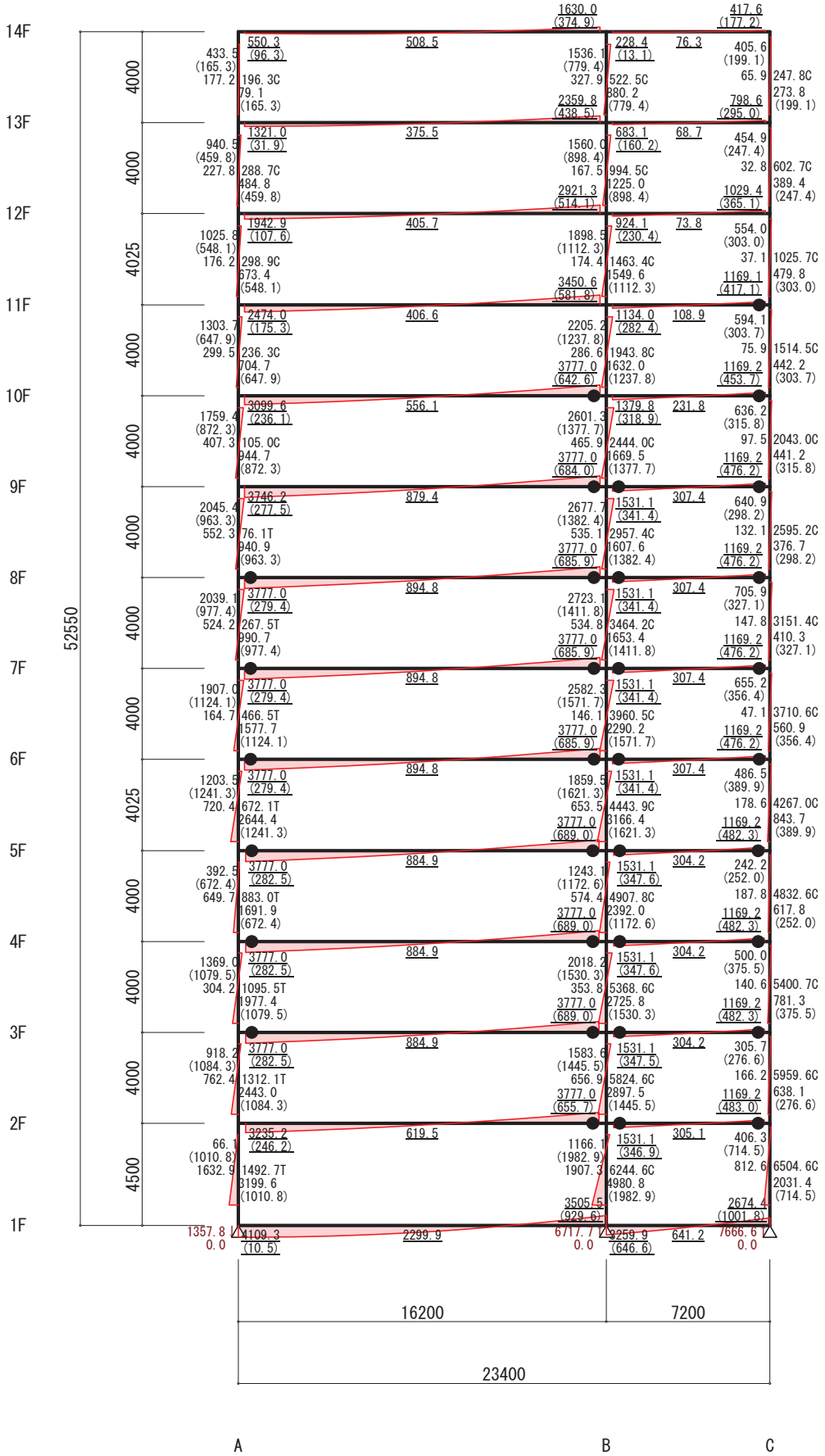

6 フレーム（S=1/272）

長期考慮危険断面位置応力（Ｙ方向 負加力）（立体ＭＳモデル）（保有耐力時）

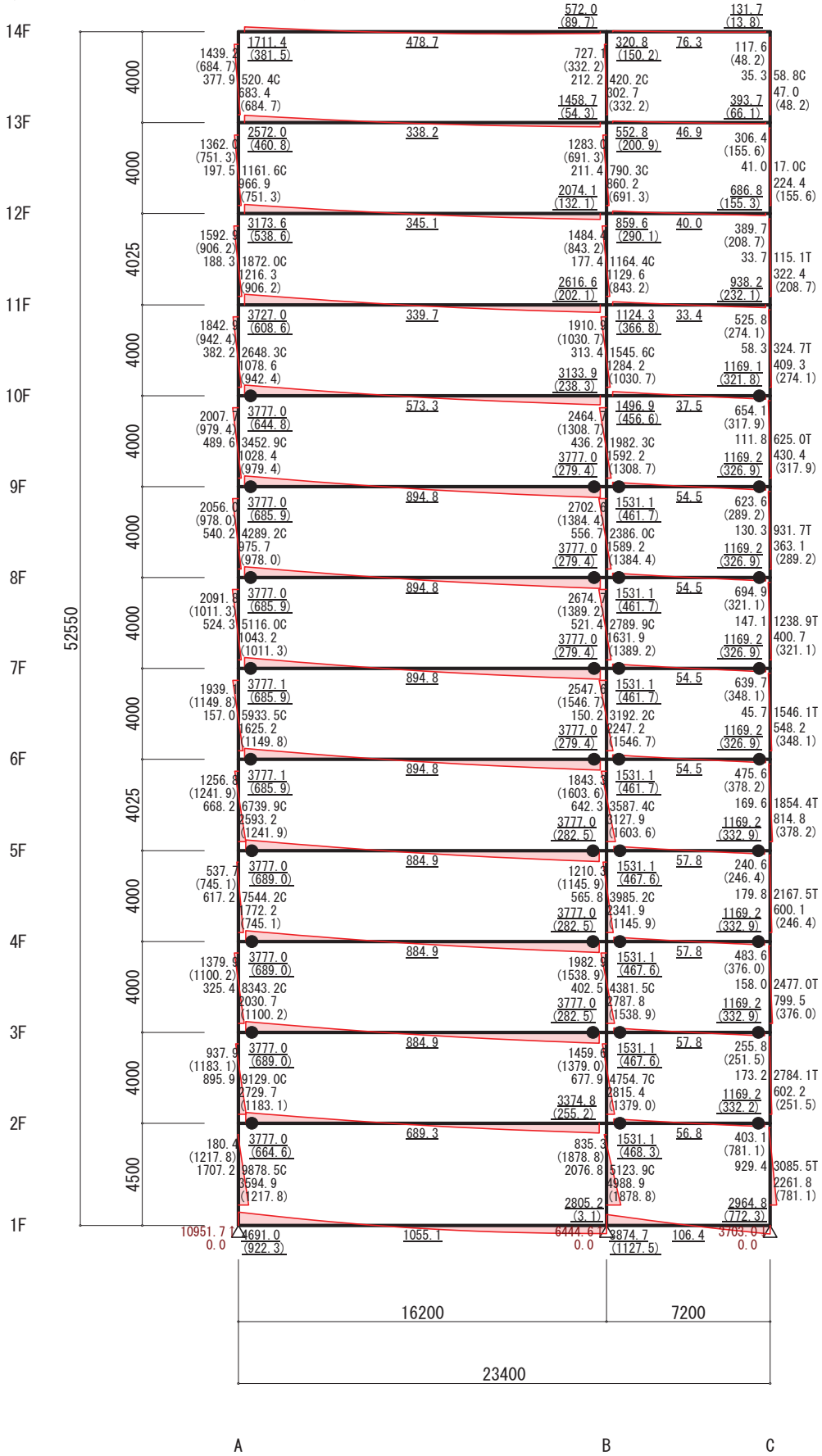

1 フレーム（S=1/272）

長期考慮危険断面位置応力（Ｙ方向 負加力）（立体ＭＳモデル）（保有耐力時）

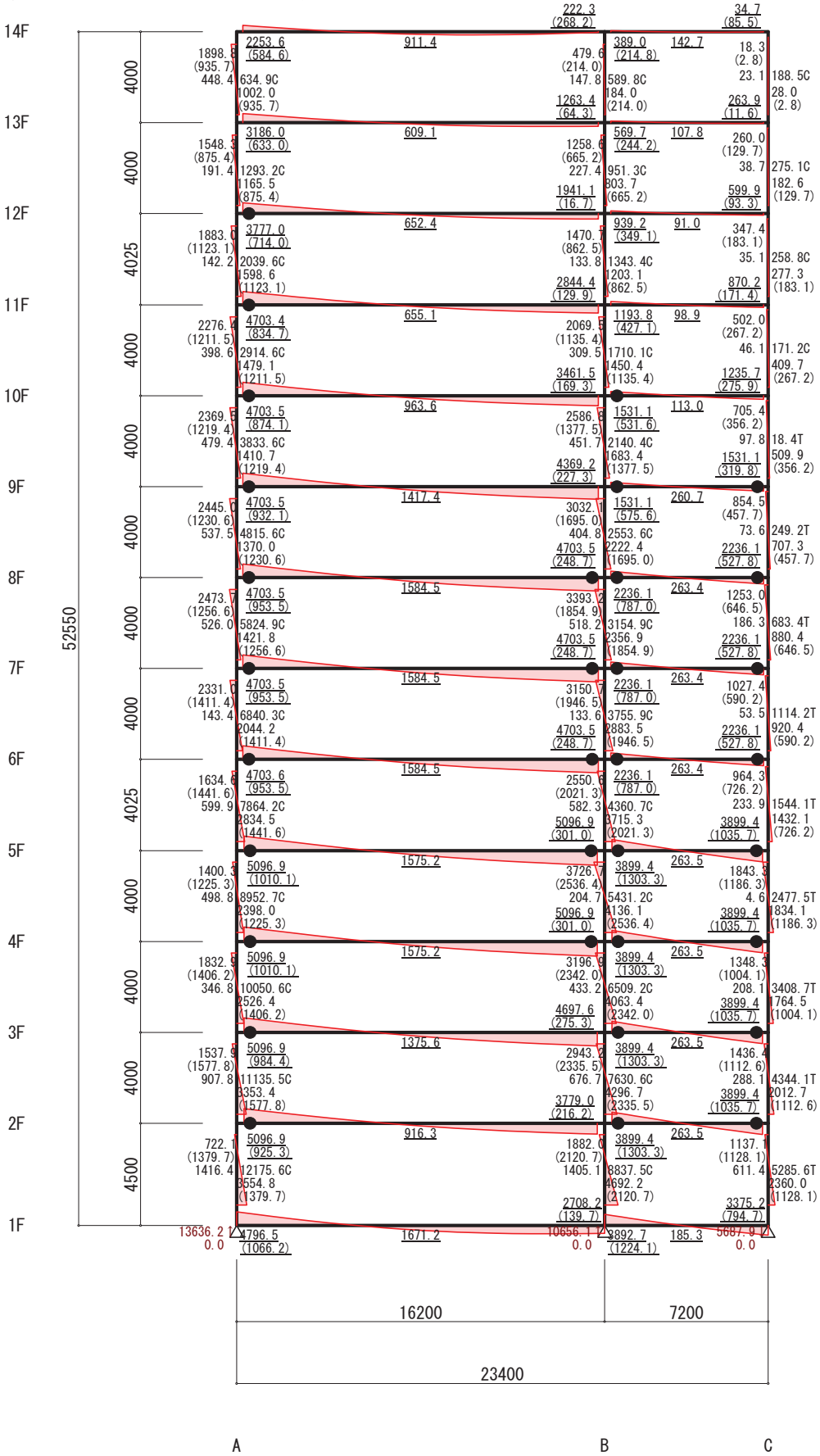

2 フレーム（S=1/272）

長期考慮危険断面位置応力（Ｙ方向 負加力）（立体ＭＳモデル）（保有耐力時）

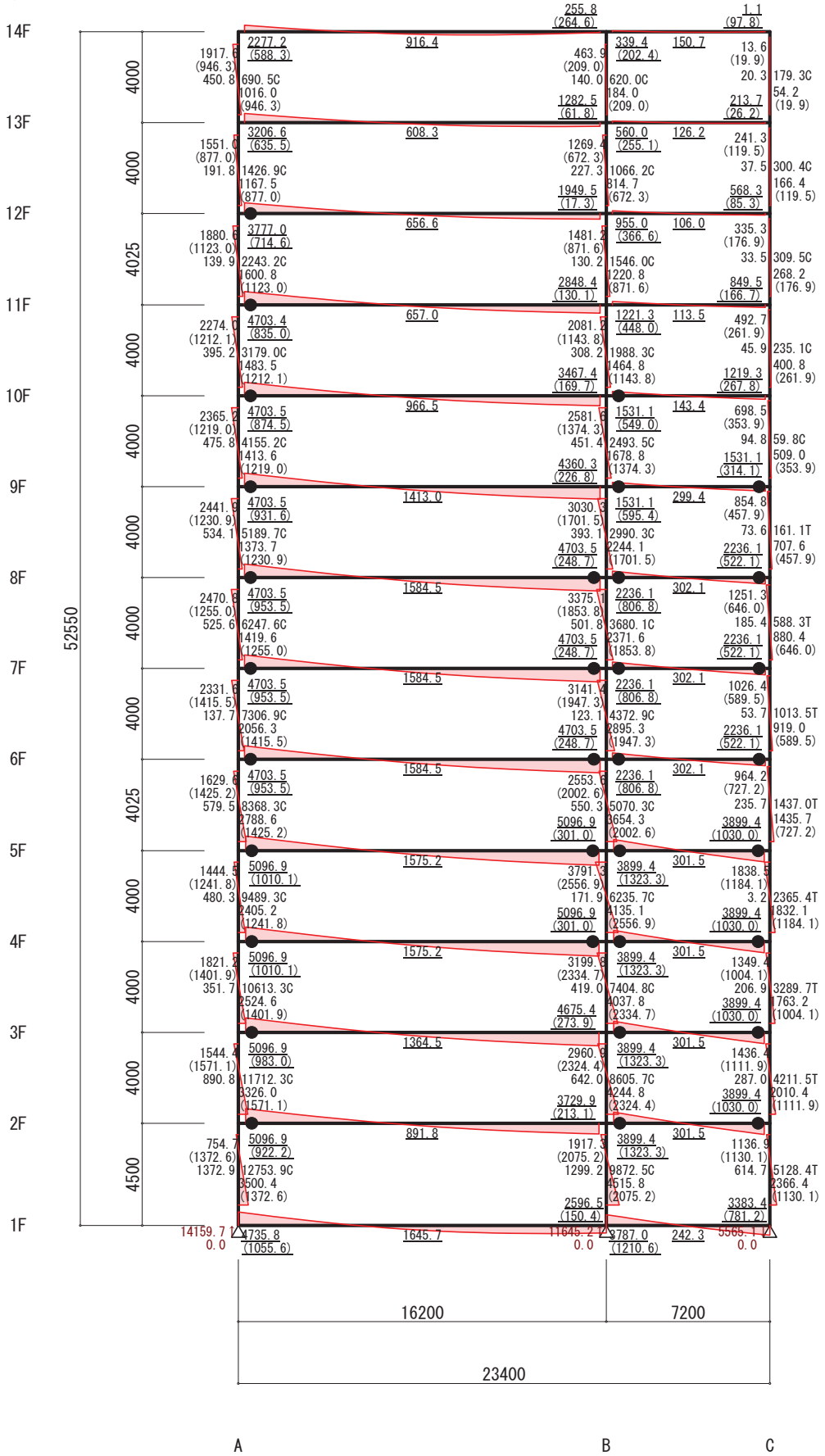

3 フレーム（S=1/272）

長期考慮危険断面位置応力（Ｙ方向 負加力）（立体ＭＳモデル）（保有耐力時）

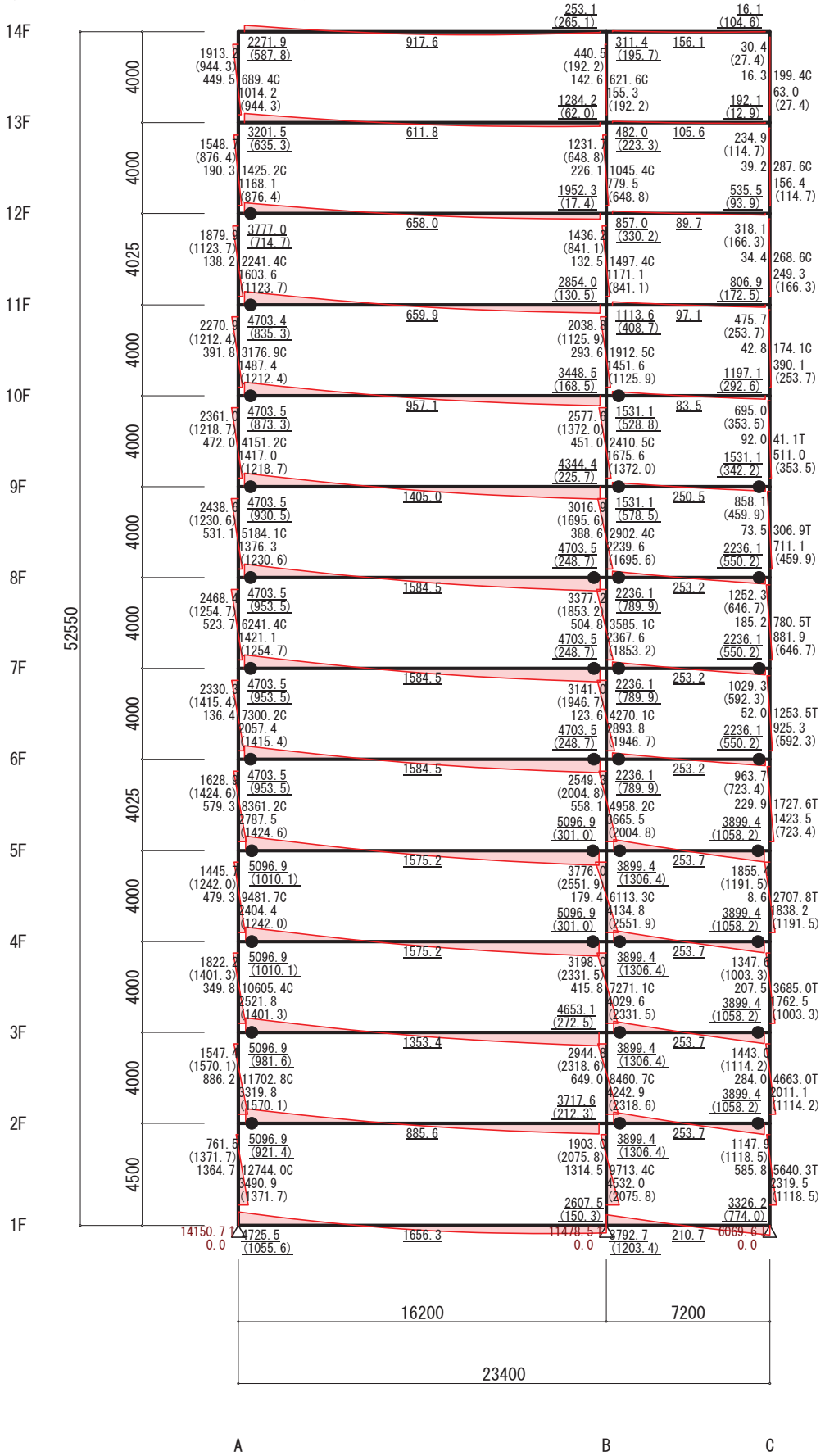

4 フレーム（S=1/272）

長期考慮危険断面位置応力（Ｙ方向 負加力）（立体ＭＳモデル）（保有耐力時）

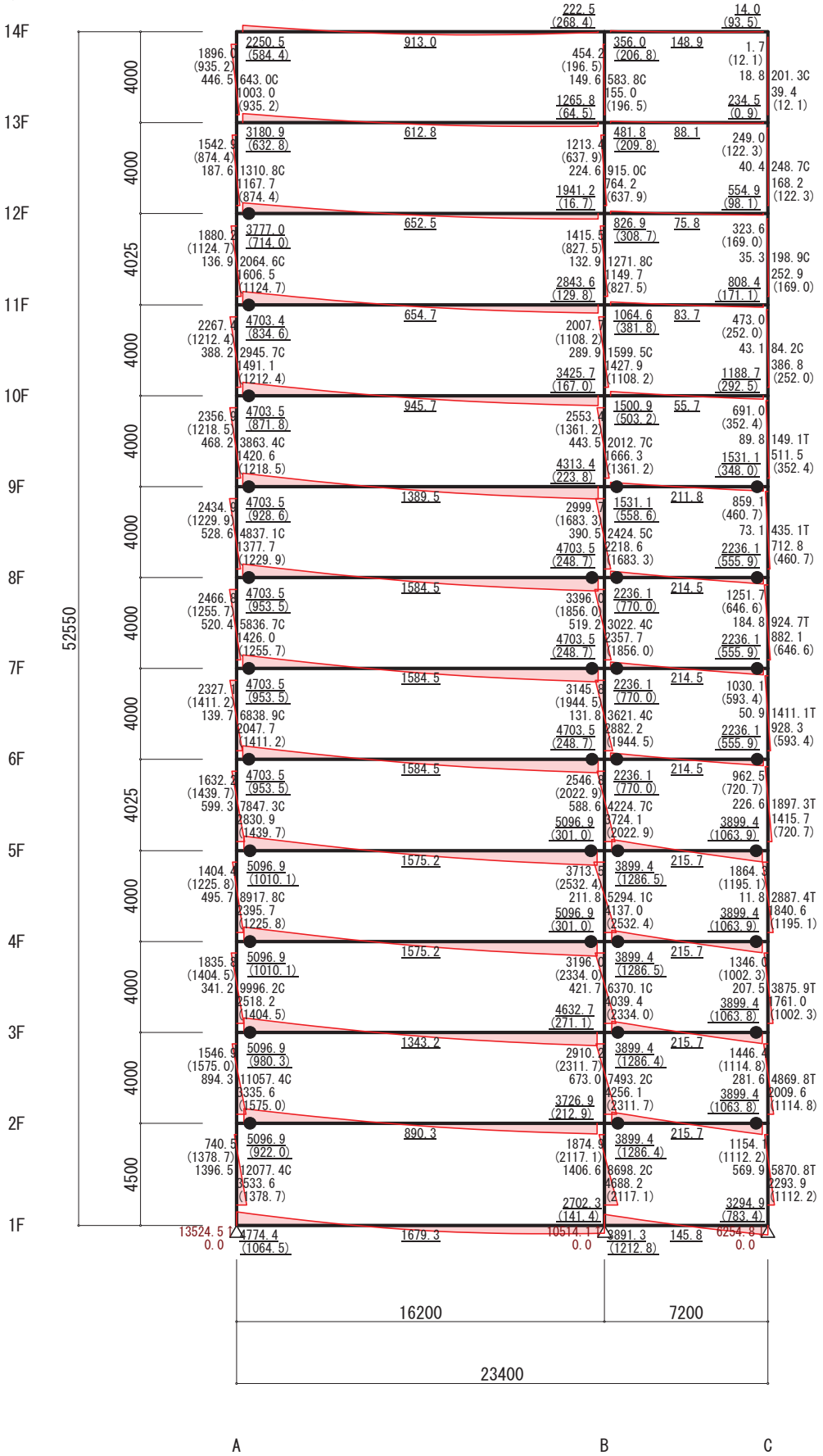

5 フレーム（S=1/272）

長期考慮危険断面位置応力（Ｙ方向 負加力）（立体ＭＳモデル）（保有耐力時）

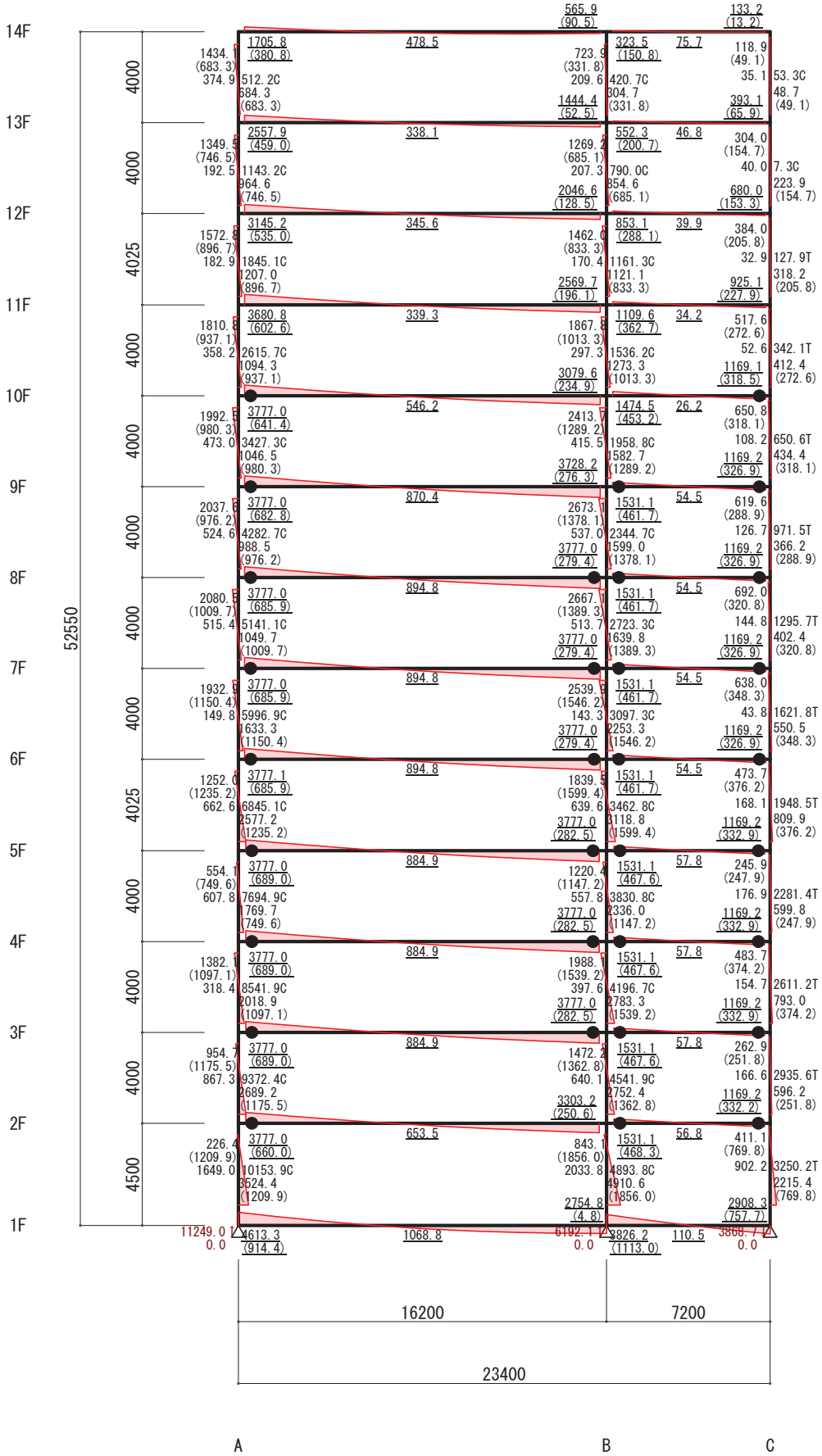

6 フレーム（S=1/272）

U-4.4　終局時ヒンジ図（保有耐力時）

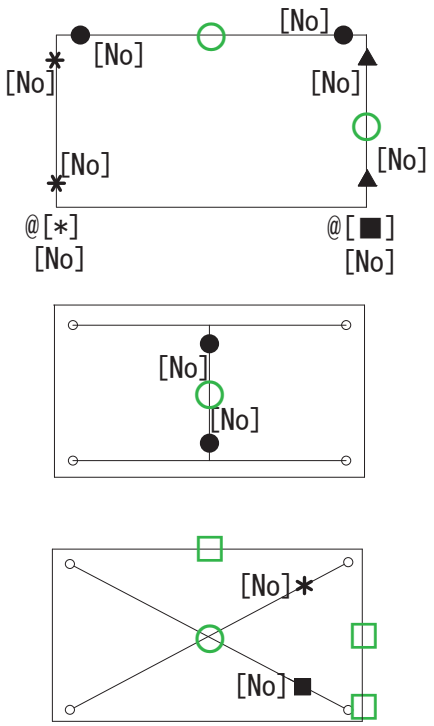

●　：曲げ破壊
▲　：せん断破壊
■　：引張破壊
＊　：圧縮破壊
耐震壁の破壊表示
◎　：耐震壁の壁板のみの曲げ破壊

[No]　：崩壊荷重ステップ数
@　：基礎鉛直バネ
[*]　：浮上り判定、■:浮上り、＊:圧壊

○　：解析継続する脆性破壊部材
□　：脆性部材として指定
（Ｓ柱柱脚の場合：脆性破壊あり）

ヒンジ図（Ｘ方向 正加力）（立体ＭＳモデル）（保有耐力時）

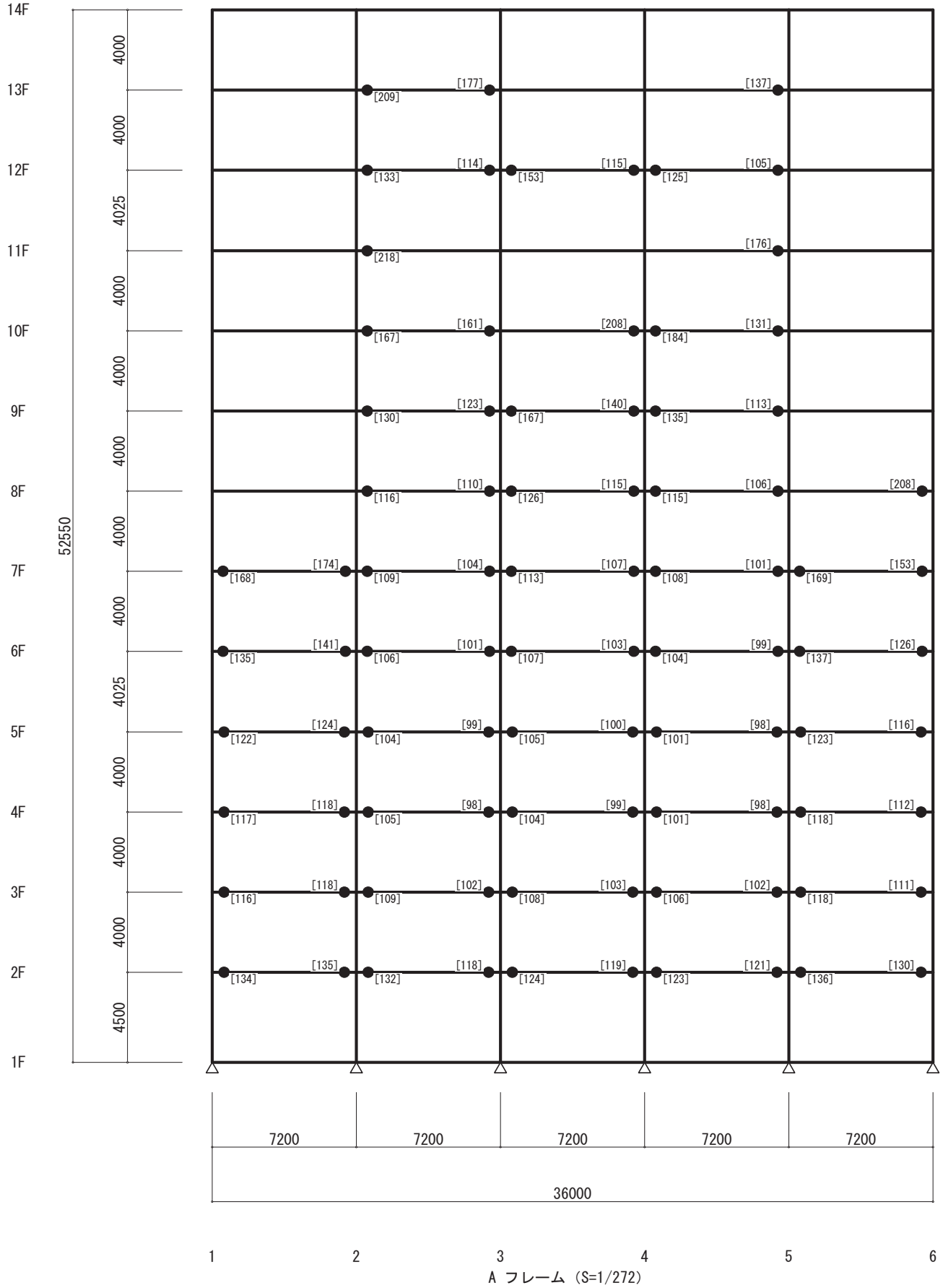

A フレーム (S=1/272)

ヒンジ図（Ｘ方向 正加力）（立体ＭＳモデル）（保有耐力時）

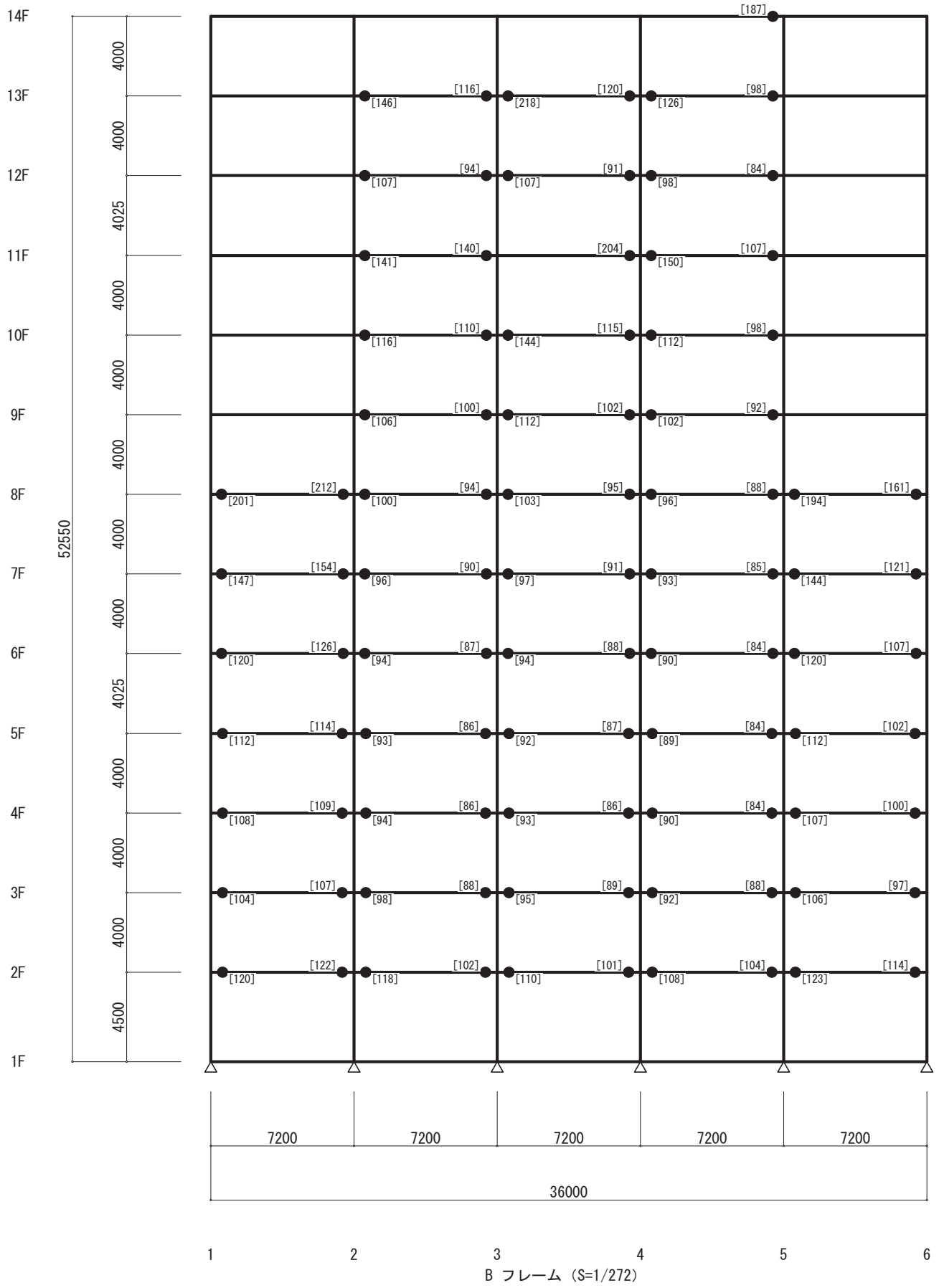

B フレーム（S=1/272）

ヒンジ図（Ｘ方向 正加力）（立体ＭＳモデル）（保有耐力時）

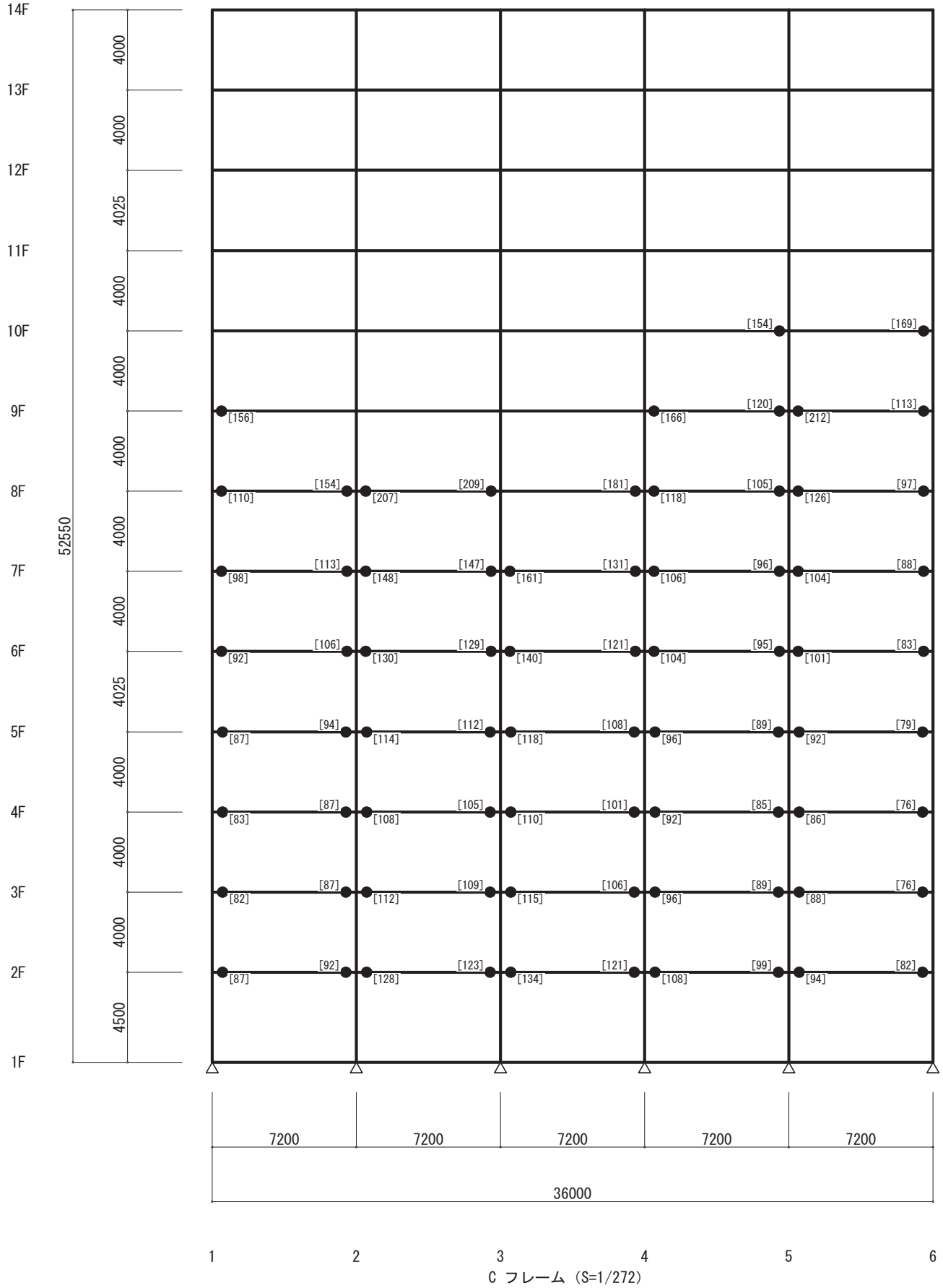

C フレーム（S=1/272）

ヒンジ図（Ｘ方向 負加力）（立体ＭＳモデル）（保有耐力時）

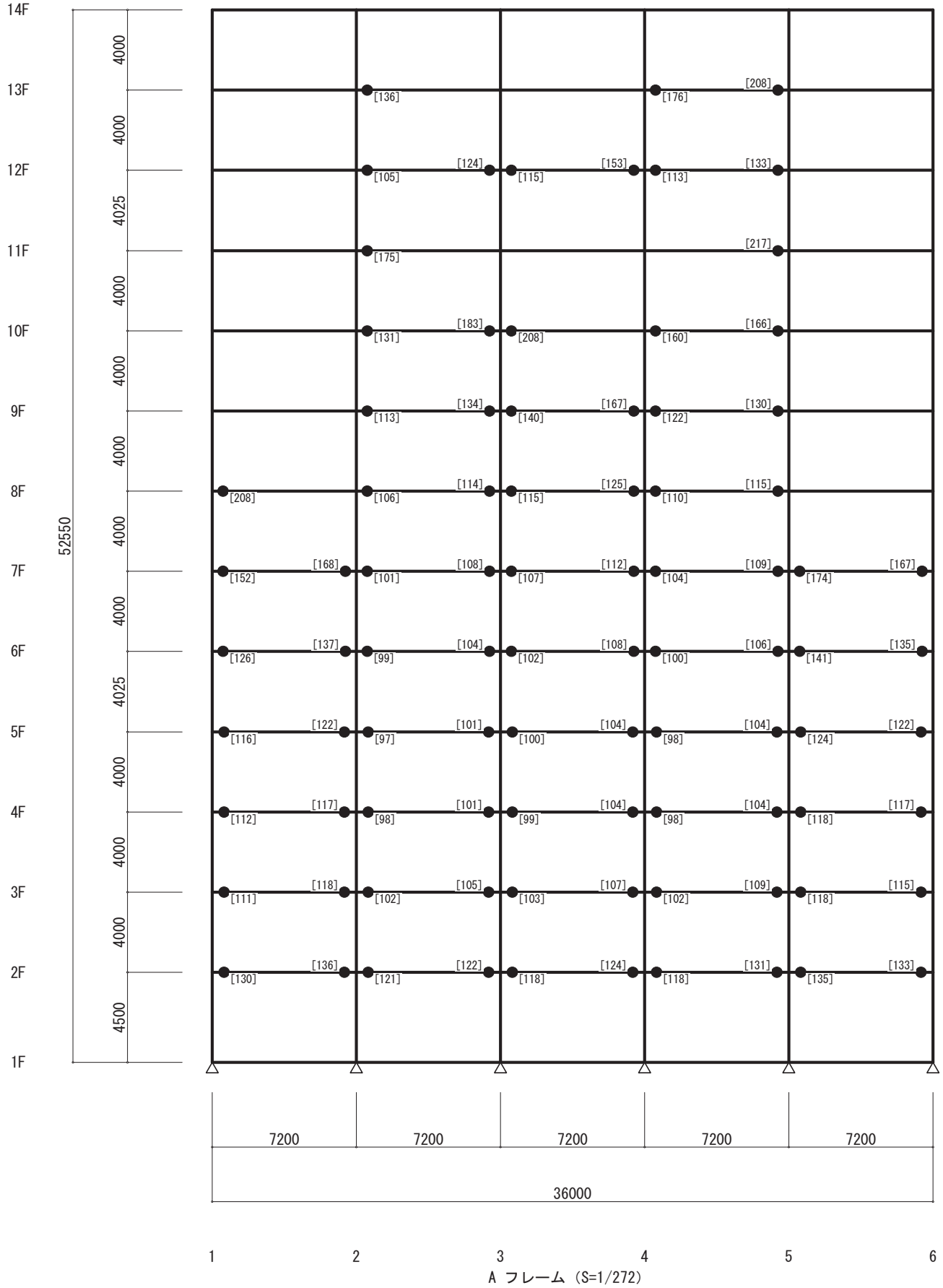

A フレーム (S=1/272)

ヒンジ図（Ｘ方向 負加力）（立体ＭＳモデル）（保有耐力時）

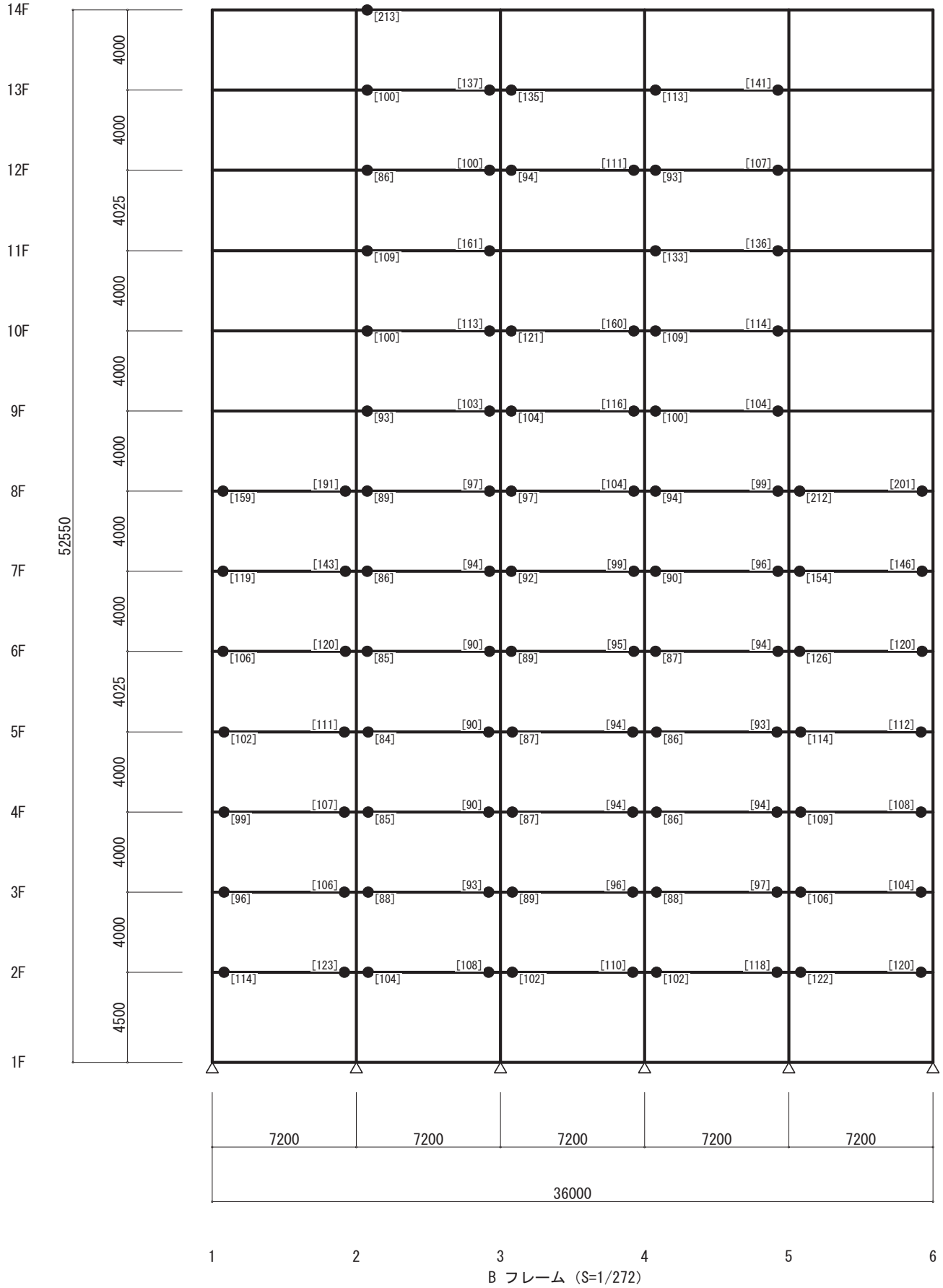

B フレーム（S=1/272）

ヒンジ図（Ｘ方向 負加力）（立体ＭＳモデル）（保有耐力時）

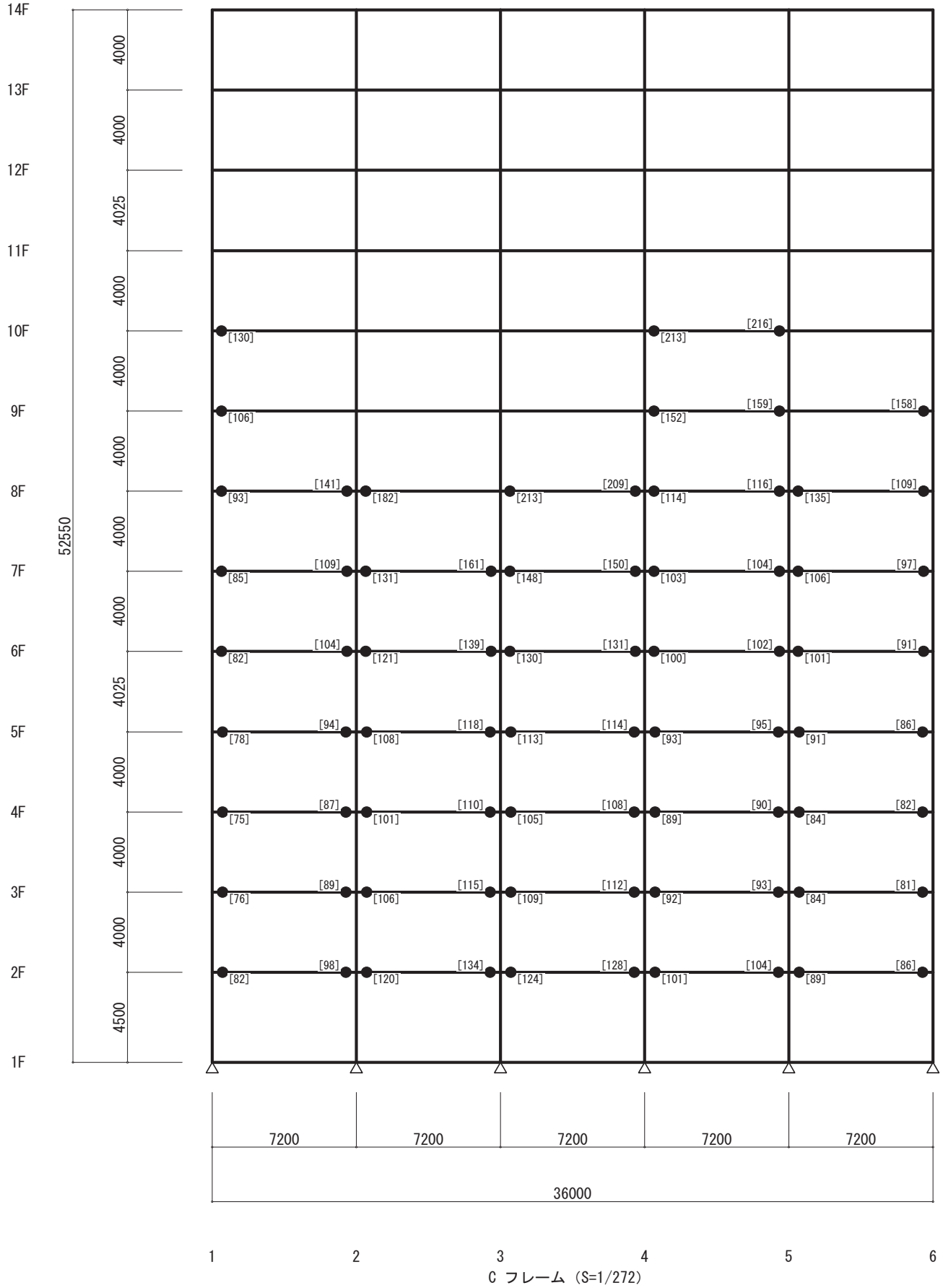

C フレーム（S=1/272）

ヒンジ図（Ｙ方向 正加力）（立体ＭＳモデル）（保有耐力時）

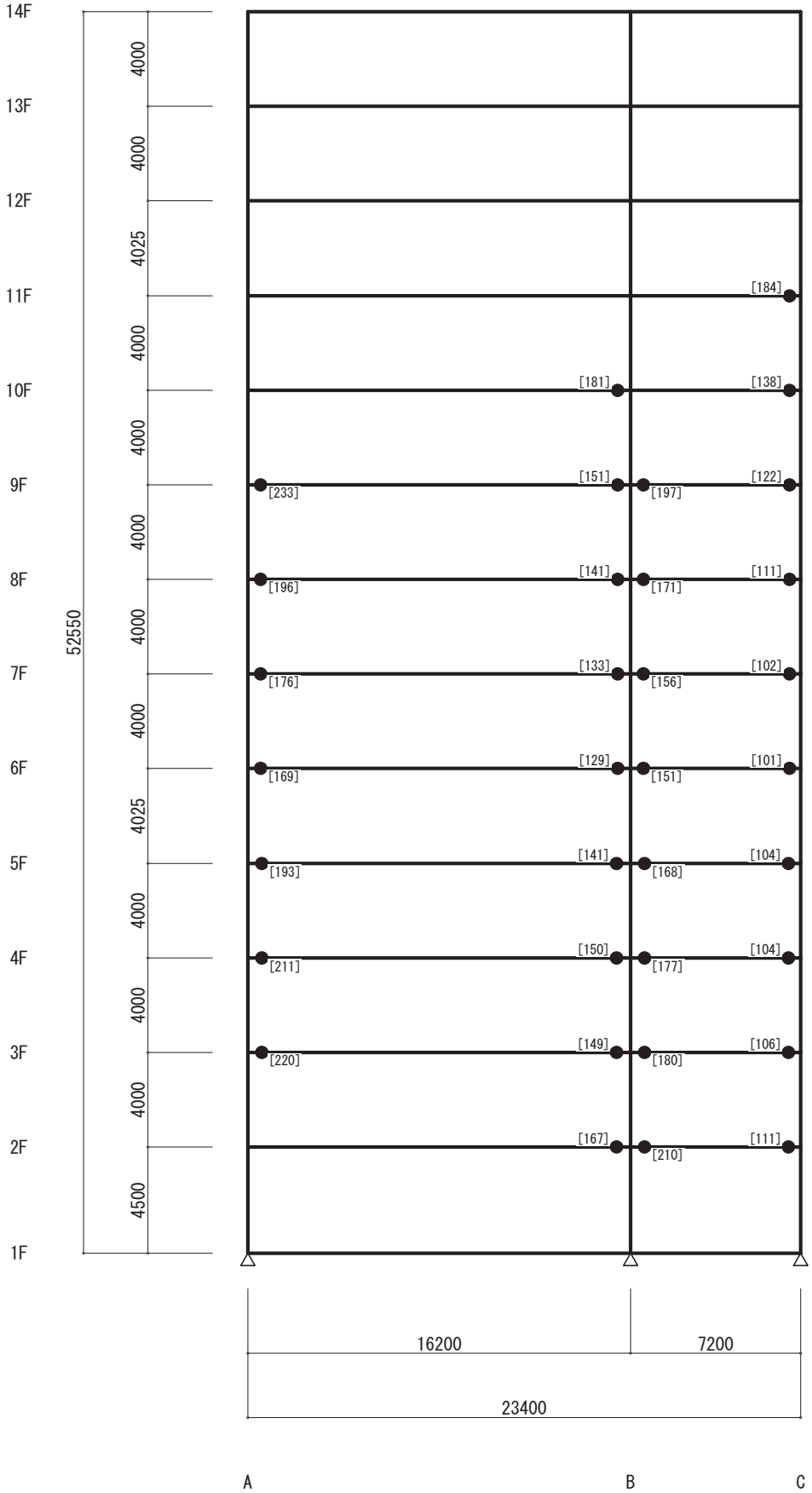

1 フレーム（S=1/272）

ヒンジ図（Ｙ方向 正加力）（立体ＭＳモデル）（保有耐力時）

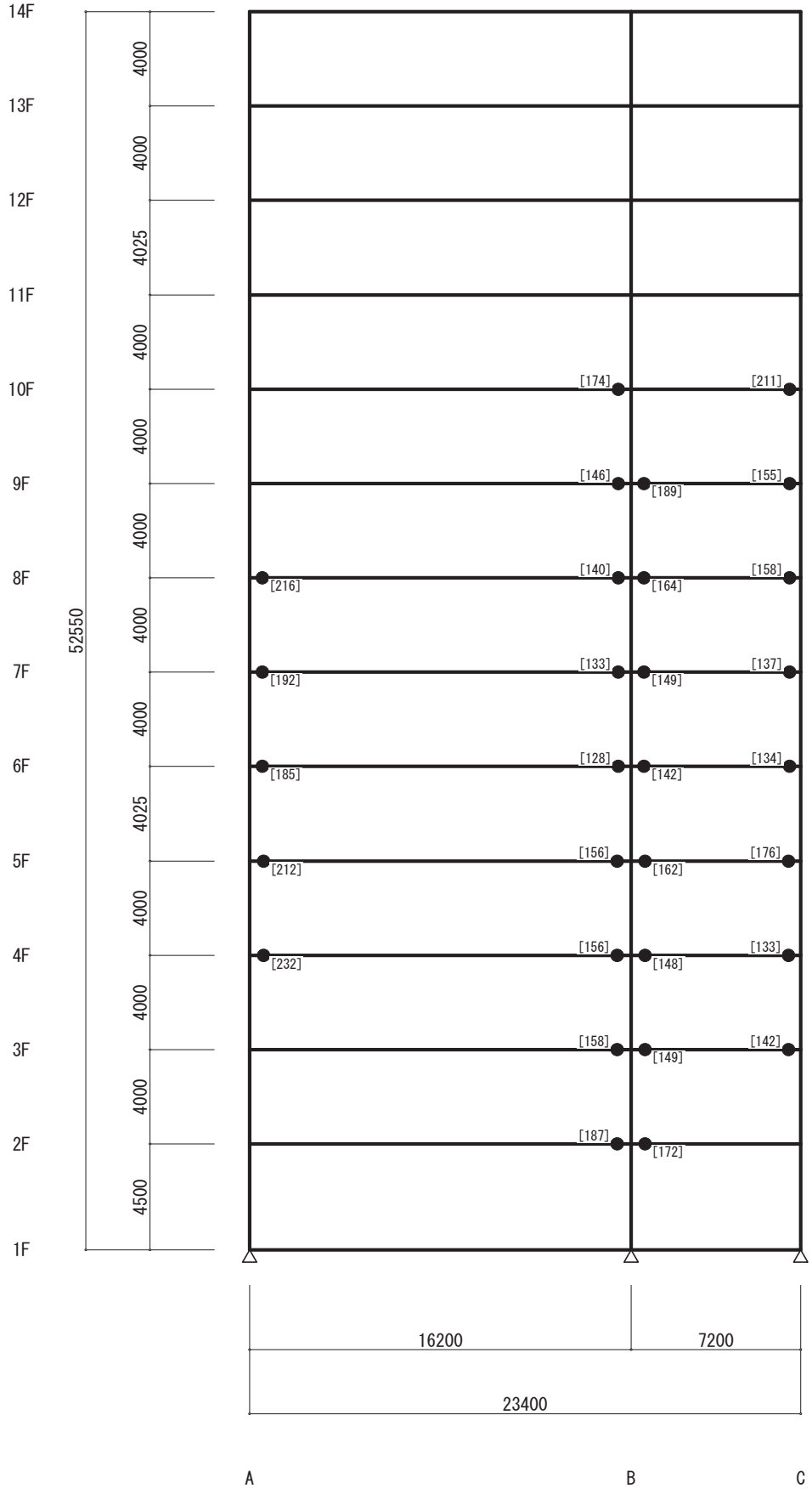

2 フレーム (S=1/272)

ヒンジ図（Ｙ方向 正加力）（立体ＭＳモデル）（保有耐力時）

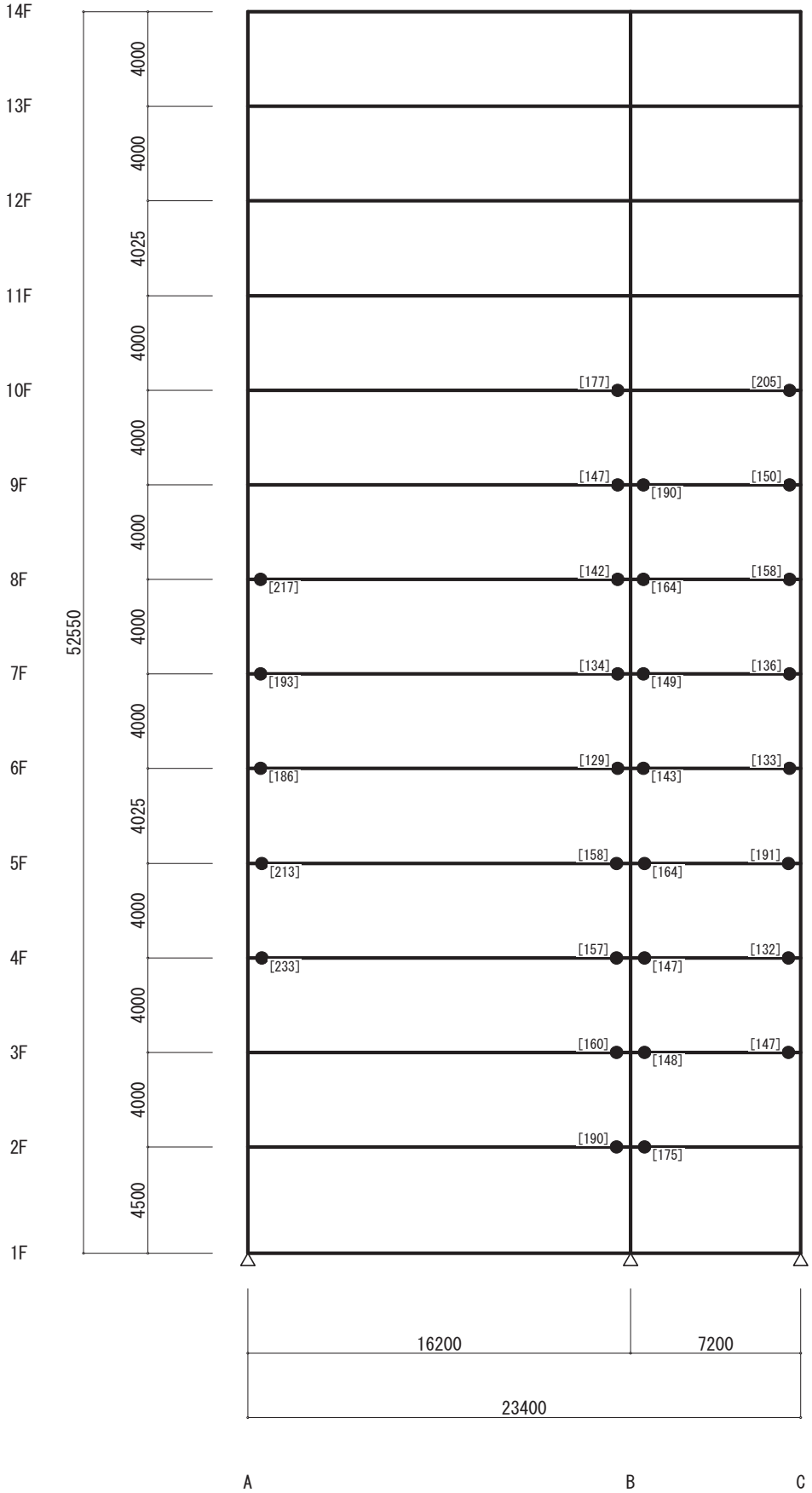

3 フレーム（S=1/272）

ヒンジ図（Ｙ方向 正加力）（立体ＭＳモデル）（保有耐力時）

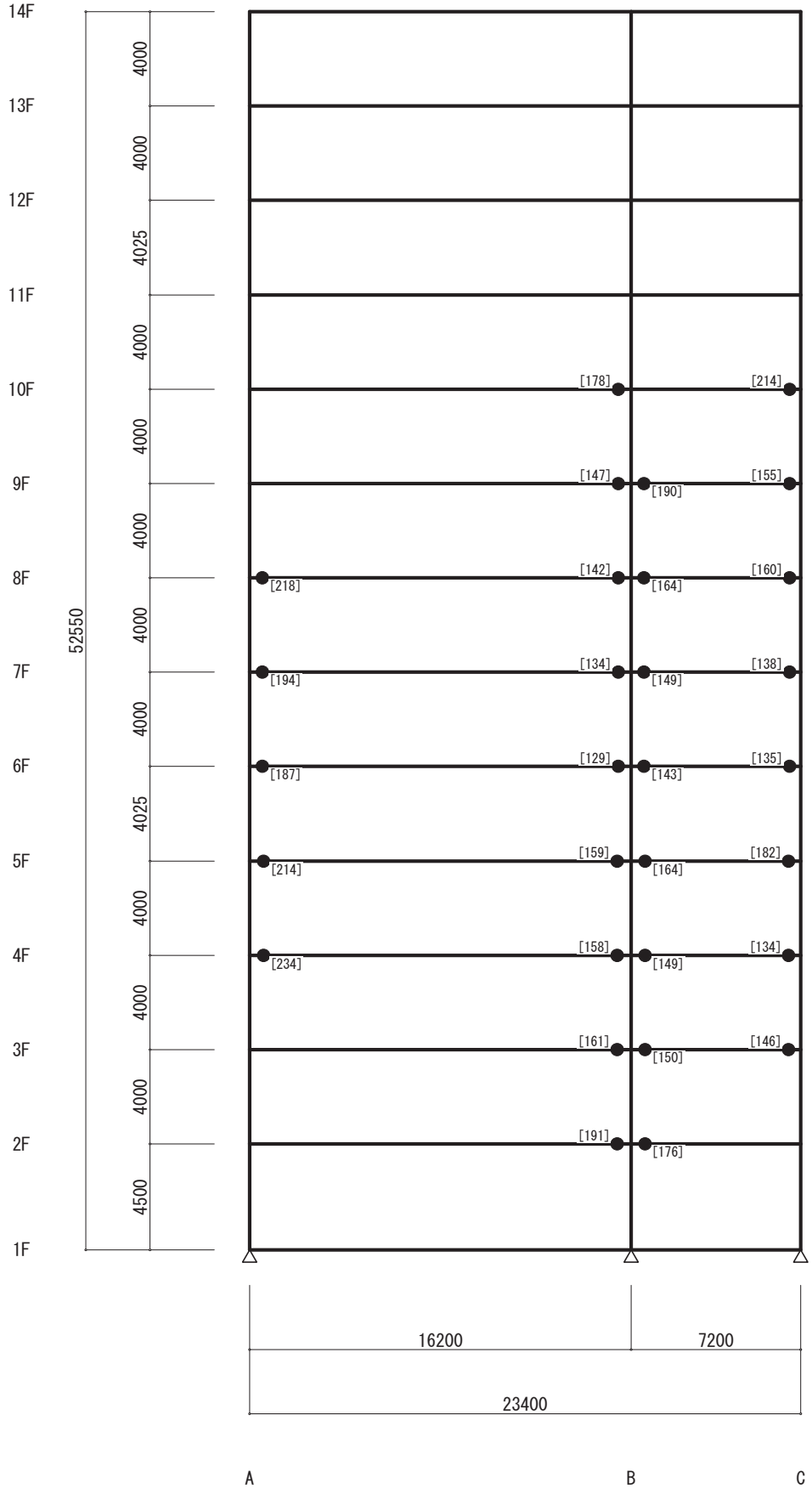

4 フレーム（S=1/272）

ヒンジ図（Ｙ方向 正加力）（立体ＭＳモデル）（保有耐力時）



5 フレーム（S=1/272）

ヒンジ図（Ｙ方向 正加力）（立体ＭＳモデル）（保有耐力時）

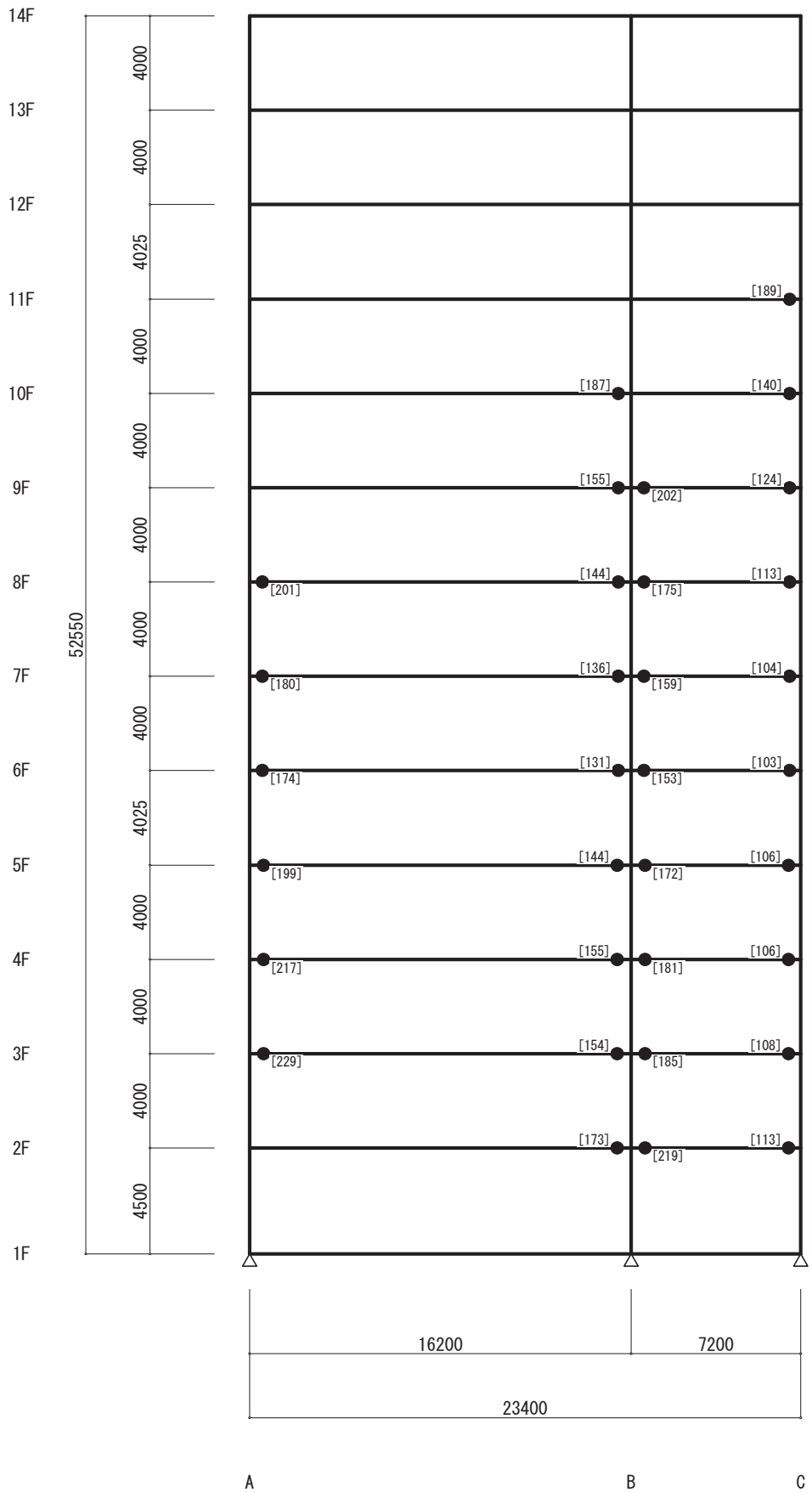

6 フレーム (S=1/272)

ヒンジ図（Ｙ方向 負加力）（立体ＭＳモデル）（保有耐力時）



1 フレーム（S=1/272）

ヒンジ図（Ｙ方向 負加力）（立体ＭＳモデル）（保有耐力時）



2 フレーム (S=1/272)

ヒンジ図（Ｙ方向 負加力）（立体ＭＳモデル）（保有耐力時）

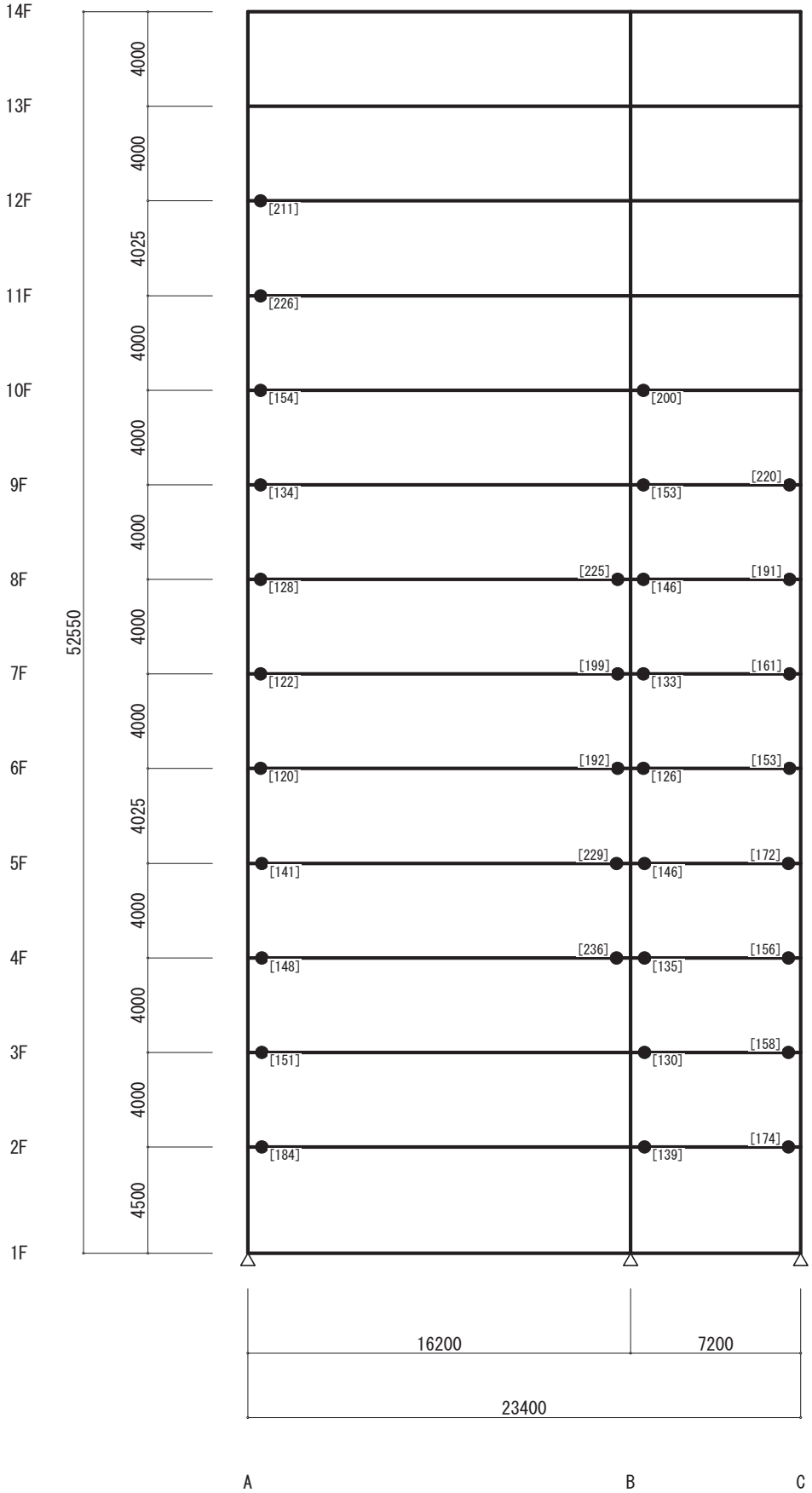

3 フレーム（S=1/272）

ヒンジ図（Ｙ方向 負加力）（立体ＭＳモデル）（保有耐力時）



4 フレーム（S=1/272）

ヒンジ図（Ｙ方向 負加力）（立体ＭＳモデル）（保有耐力時）



5 フレーム (S=1/272)

ヒンジ図（Ｙ方向 負加力）（立体ＭＳモデル）（保有耐力時）

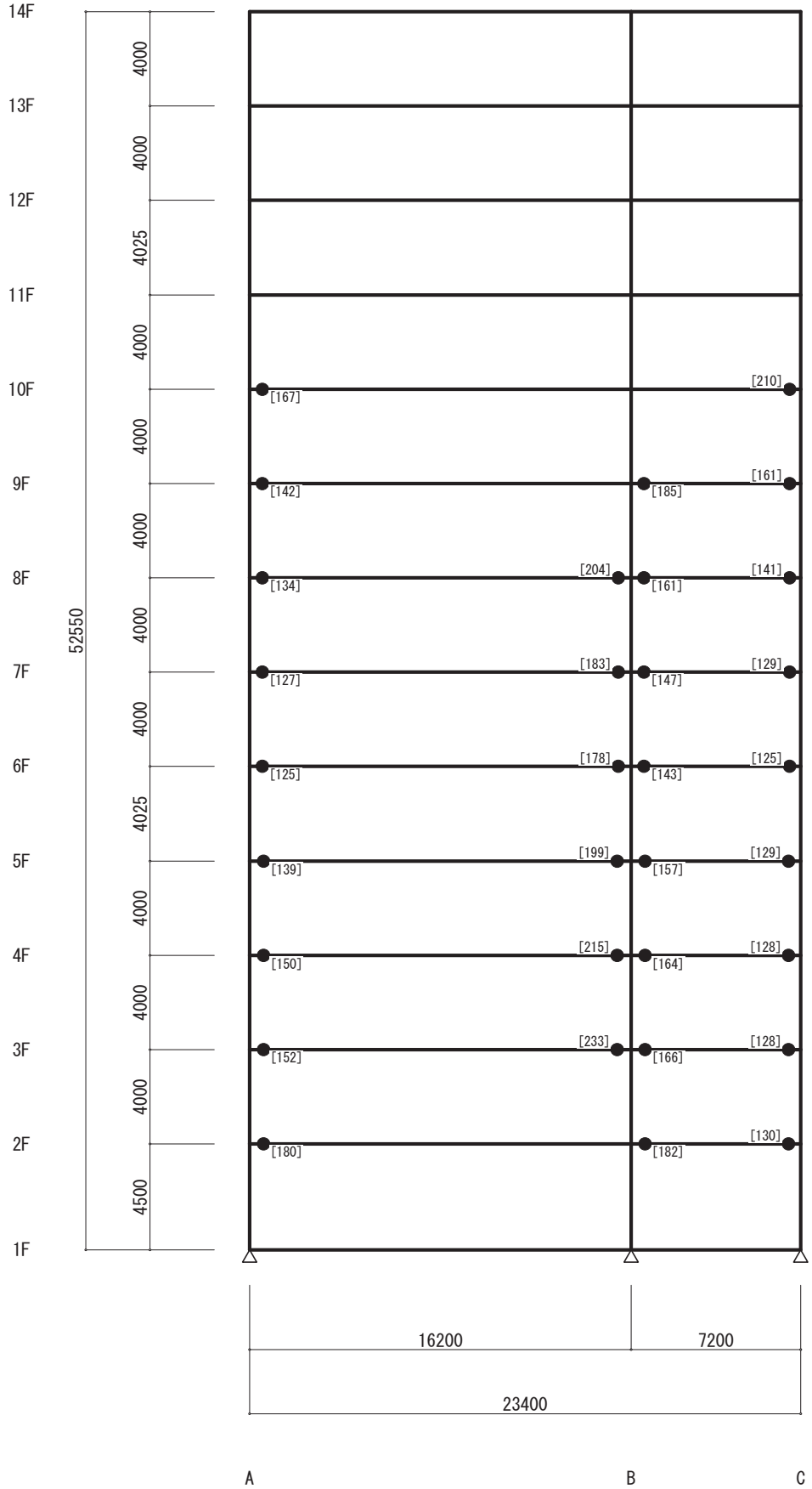

6 フレーム（S=1/272）

U-4.5　終局時機構図（保有耐力時）

U-4.5.1　終局時機構図（保有耐力時）

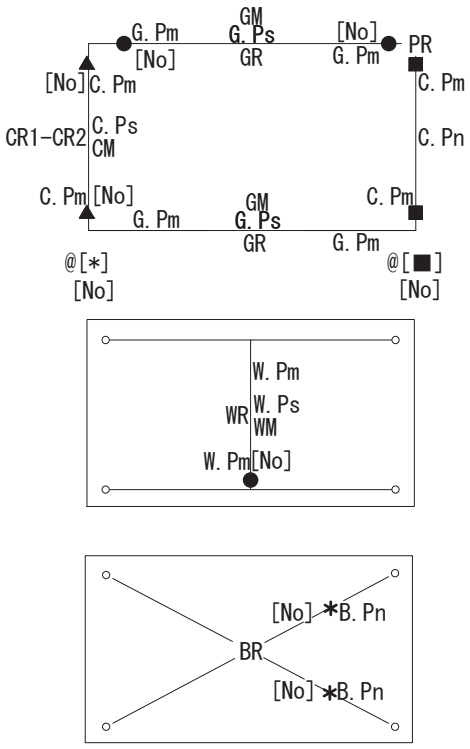

●　　：曲げ破壊
▲　　：せん断破壊
■　　：引張破壊
＊　　：圧縮破壊
耐震壁の破壊の表示
◎　　：耐震壁の壁板のみの曲げ破壊

@　　：基礎鉛直バネ
[*]　　：浮上り判定、■：浮上り、＊：圧壊
[No]　：崩壊荷重ステップ数

G.Pm　：はり曲げ崩壊塑性化率
G.Ps　：はりせん断崩壊塑性化率
C.Pm　：柱曲げ崩壊塑性化率
C.Ps　：柱せん断崩壊塑性化率
C.Pn　：柱引張崩壊塑性化率（T：引張、C：圧縮）
W.Pm　：壁曲げ崩壊塑性化率
W.Ps　：壁せん断崩壊塑性化率
B.Pn　：ブレース引張崩壊塑性化率（T：引張、C：圧縮）

GR　　：はりの種別
CR1-CR2：柱の種別
　　CR1：個材のランク、CR2：崩壊形考慮のランク
WR　　：壁の種別
BR　　：ブレースの種別
PR　　：柱はり接合部の種別

GM　　：はりの破壊モード
CM　　：柱の破壊モード
WM　　：壁の破壊モード
（※破壊モード　M：曲げ破壊、S：せん断破壊）

終局時機構図（Ｘ方向 正加力）（立体ＭＳモデル）（保有耐力時）

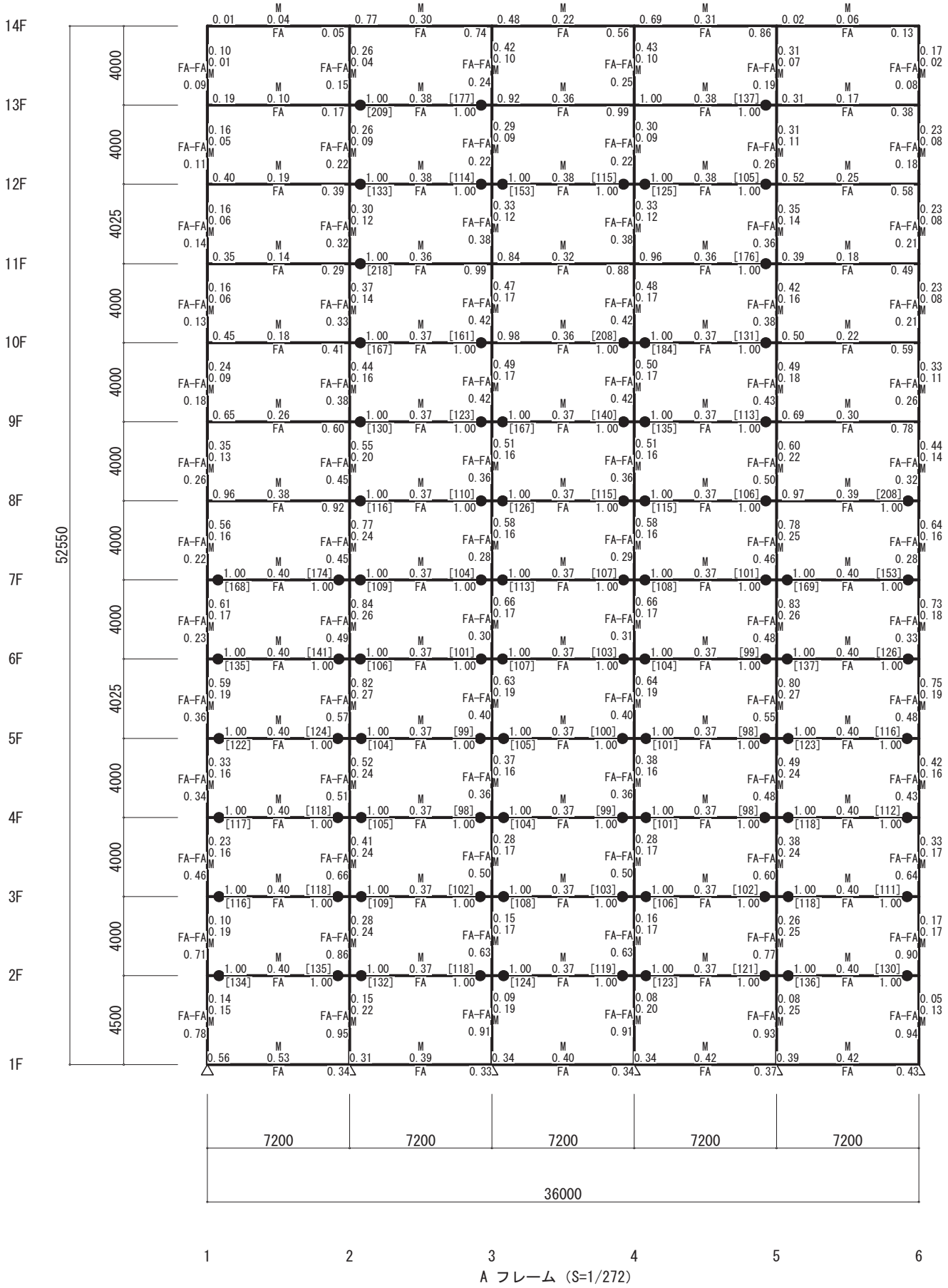

終局時機構図（Ｘ方向 正加力）（立体ＭＳモデル）（保有耐力時）

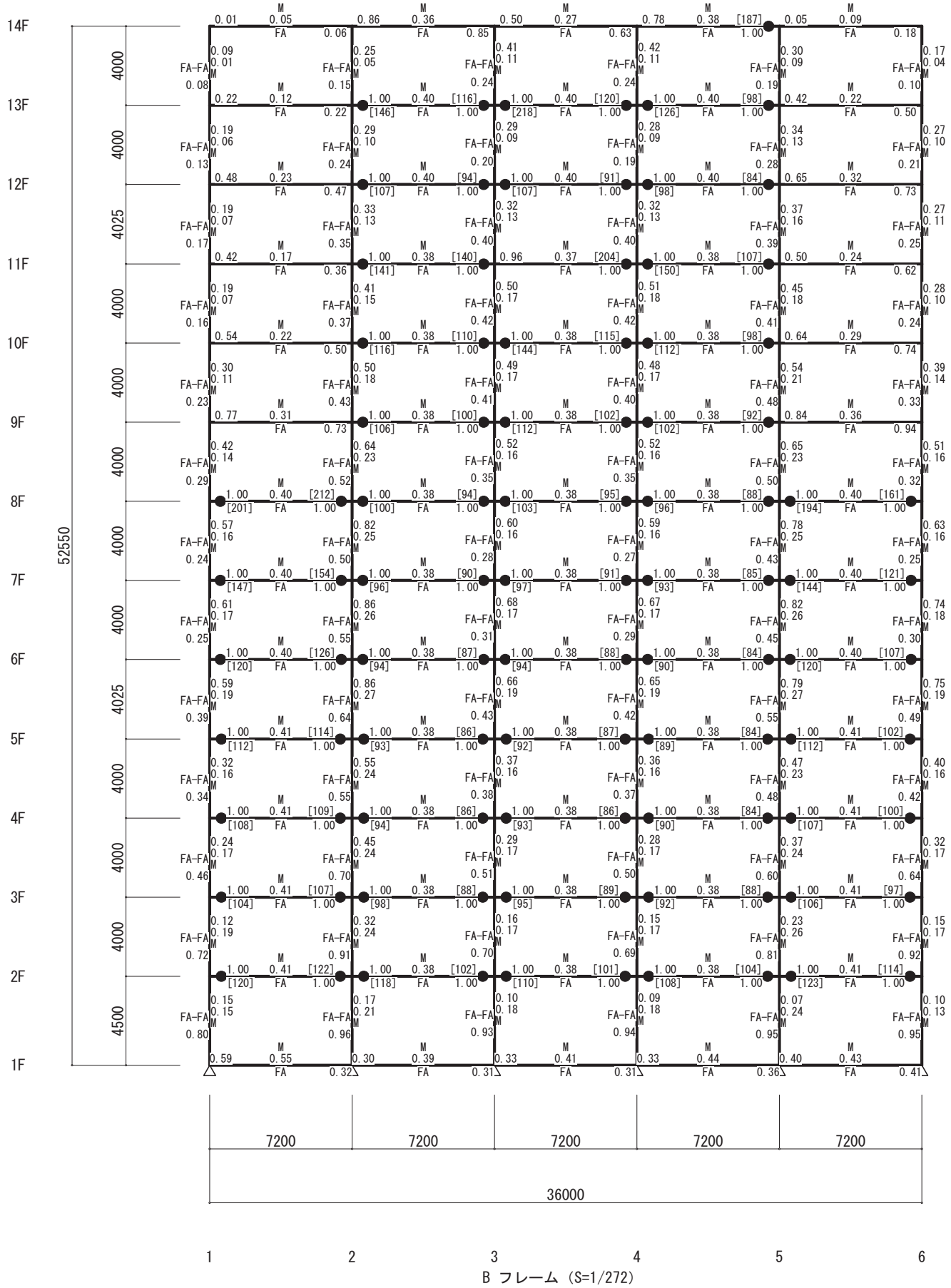

B フレーム (S=1/272)

終局時機構図（Ｘ方向 正加力）（立体ＭＳモデル）（保有耐力時）

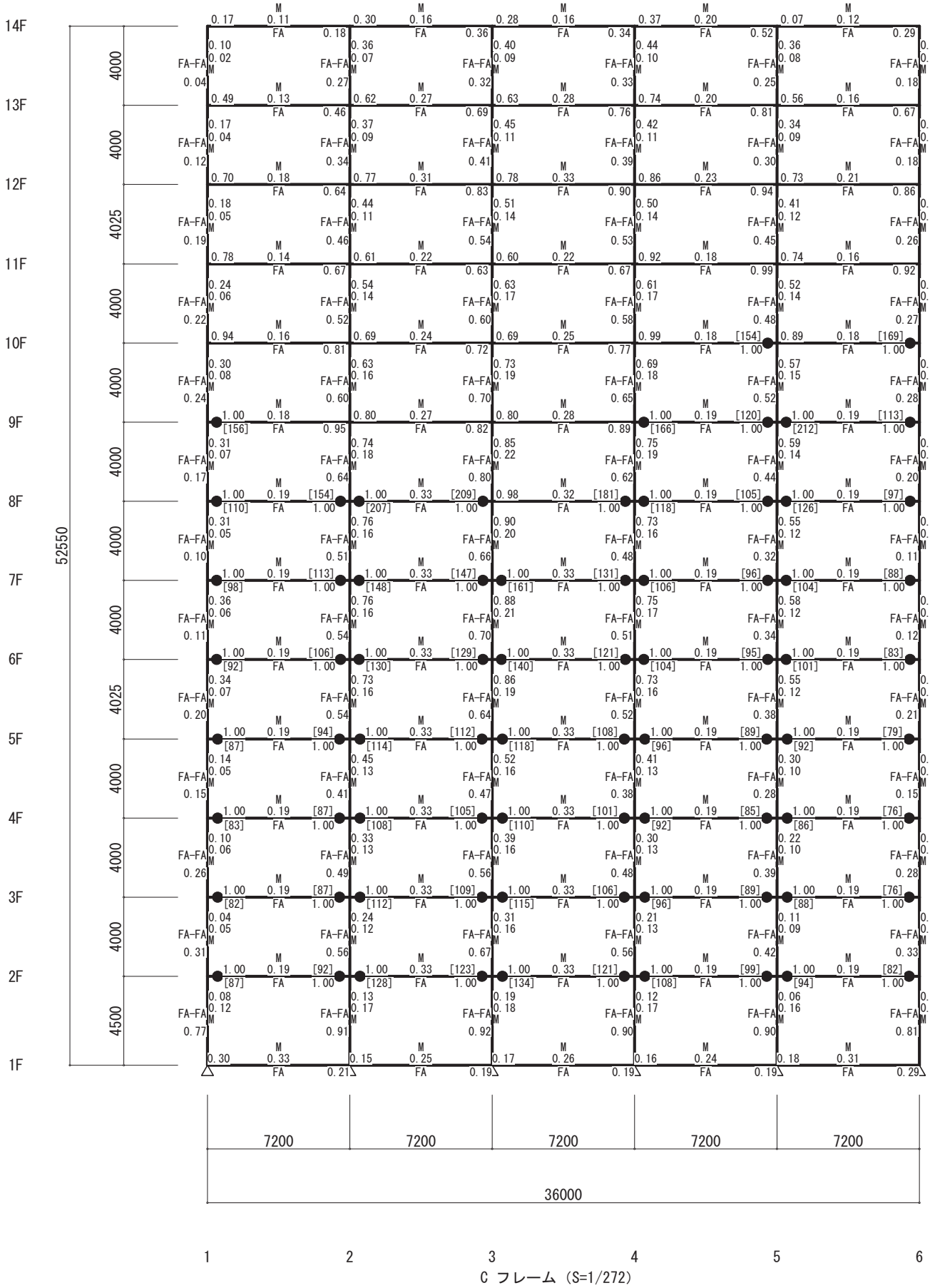

C フレーム (S=1/272)

終局時機構図（Ｘ方向 負加力）（立体ＭＳモデル）（保有耐力時）

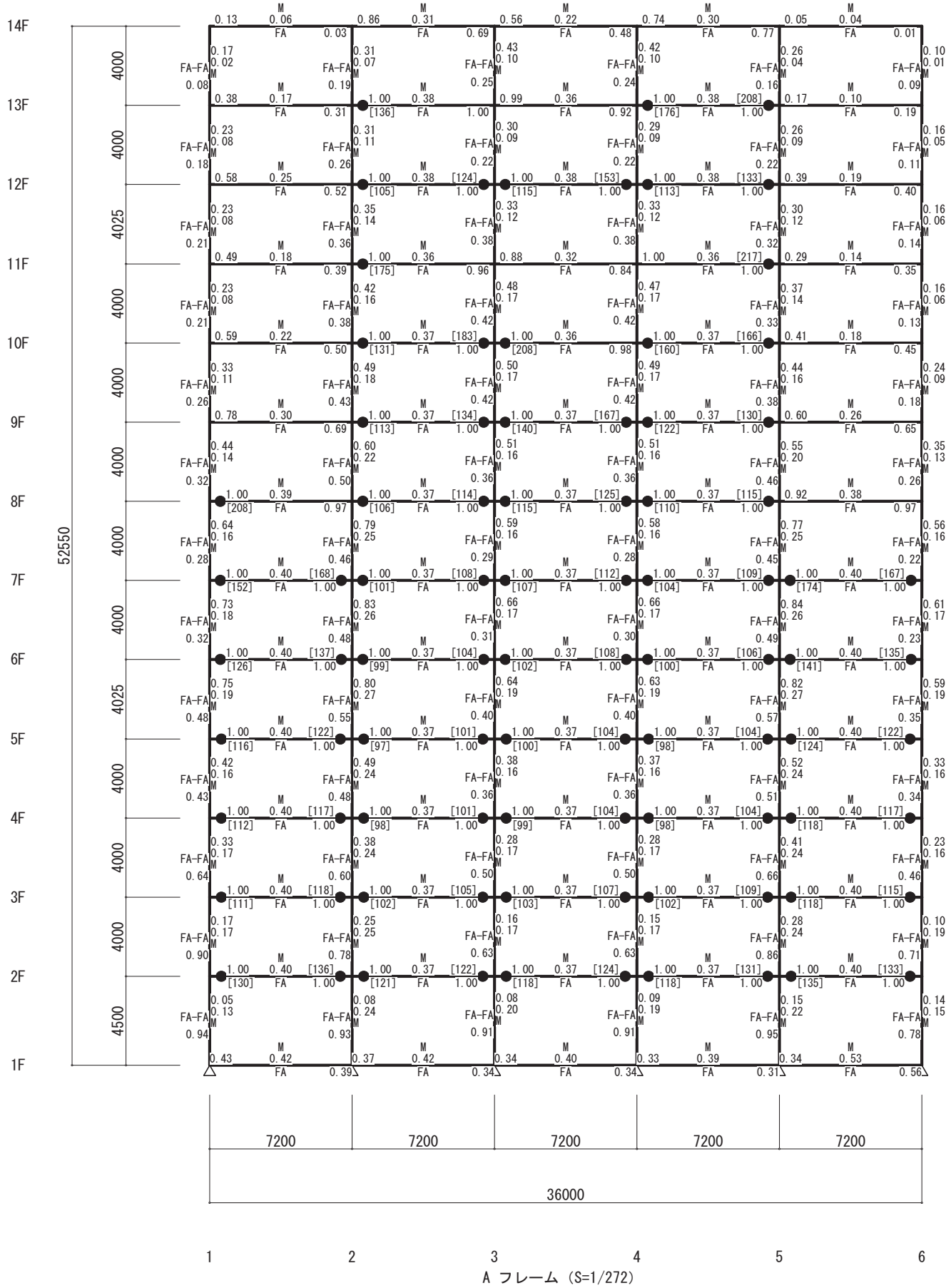

A フレーム (S=1/272)

終局時機構図（Ｘ方向 負加力）（立体ＭＳモデル）（保有耐力時）

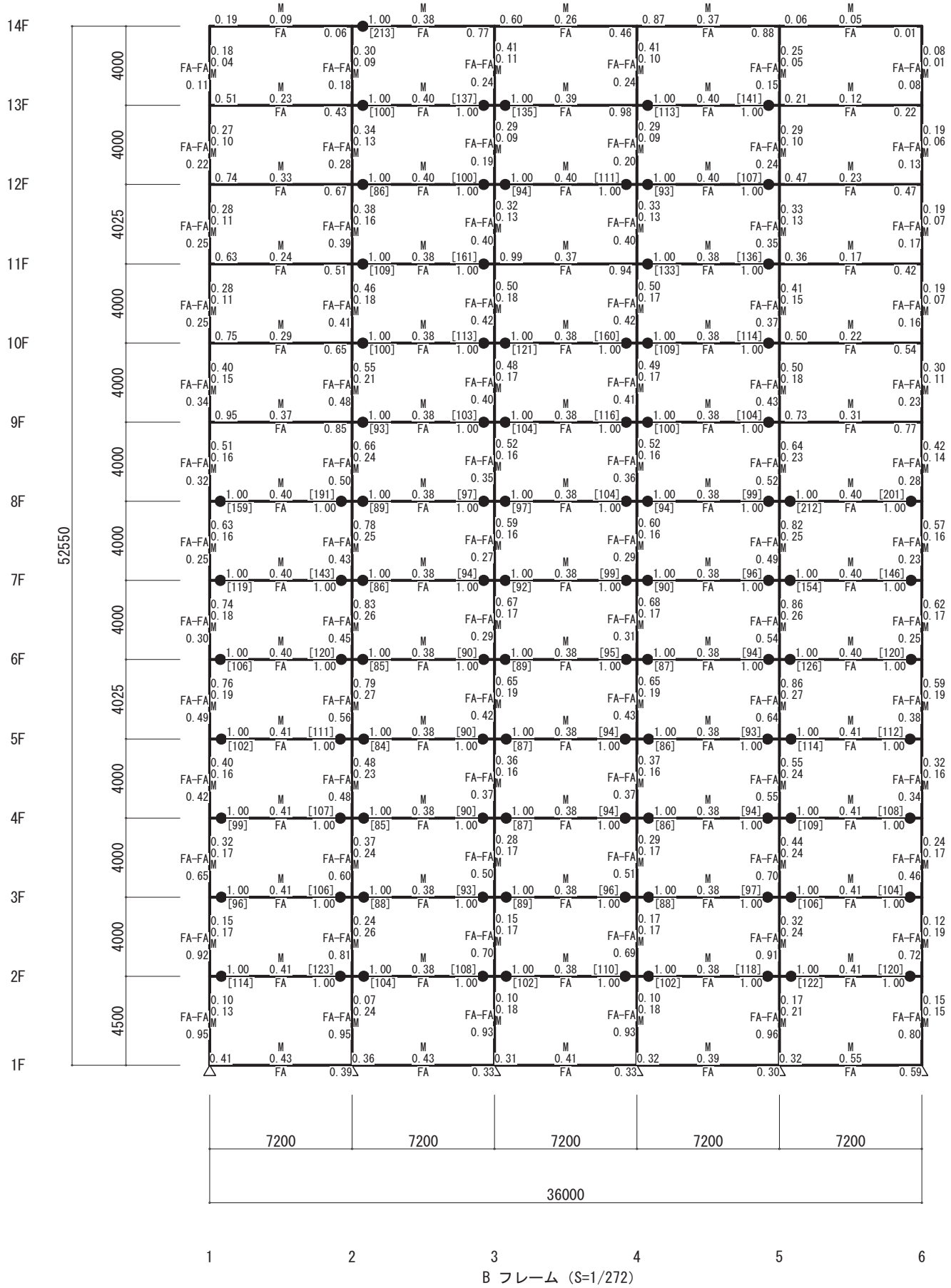

B フレーム (S=1/272)

終局時機構図（Ｘ方向 負加力）（立体ＭＳモデル）（保有耐力時）

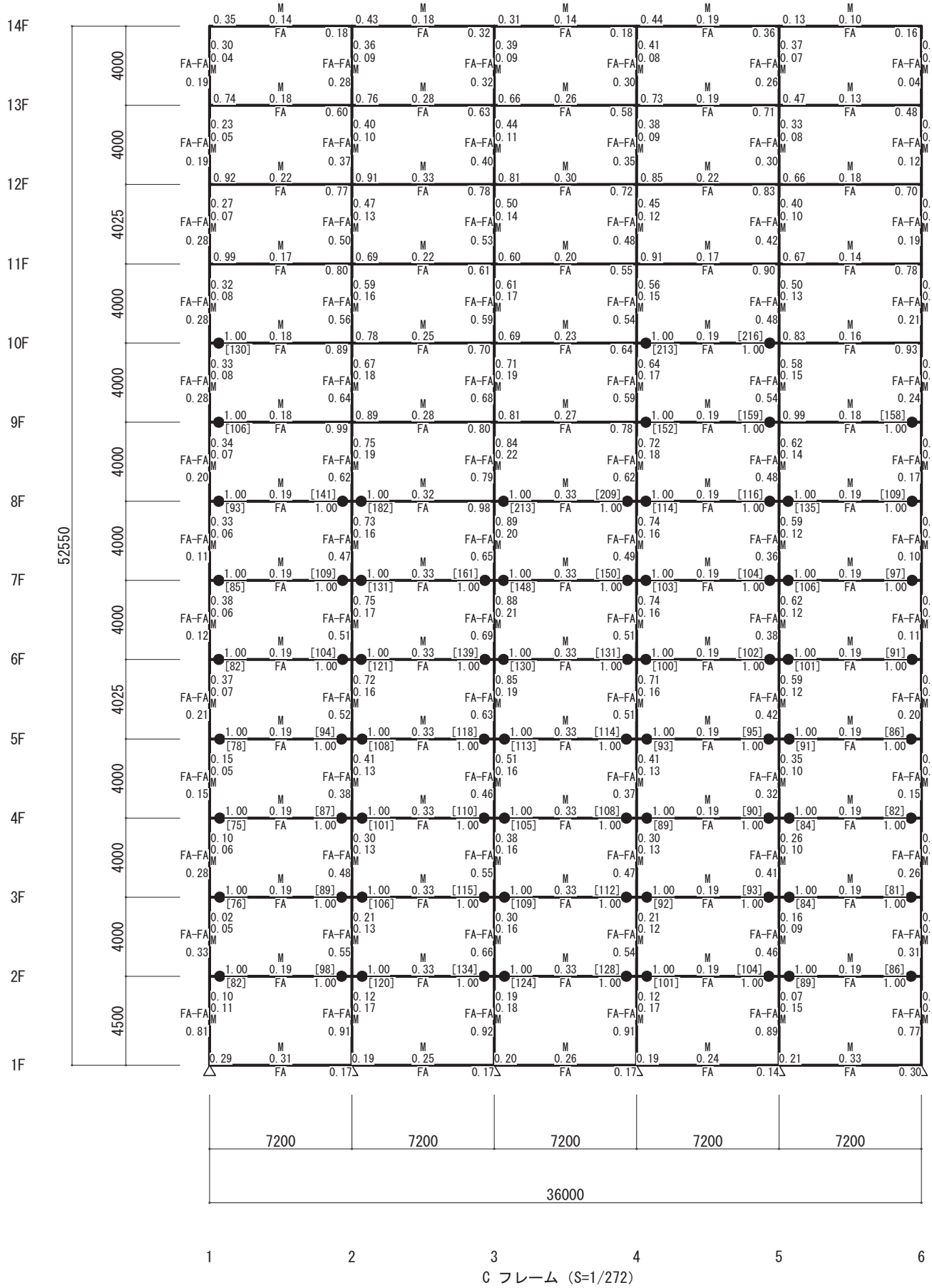

C フレーム (S=1/272)

終局時機構図（Ｙ方向 正加力）（立体ＭＳモデル）（保有耐力時）



1 フレーム（S=1/272）

終局時機構図（Ｙ方向 正加力）（立体ＭＳモデル）（保有耐力時）



2 フレーム (S=1/272)

終局時機構図（Ｙ方向 正加力）（立体ＭＳモデル）（保有耐力時）



3 フレーム (S=1/272)

終局時機構図（Ｙ方向 正加力）（立体ＭＳモデル）（保有耐力時）



4 フレーム (S=1/272)

終局時機構図（Ｙ方向 正加力）（立体ＭＳモデル）（保有耐力時）



5 フレーム（S=1/272）

終局時機構図（Ｙ方向 正加力）（立体ＭＳモデル）（保有耐力時）

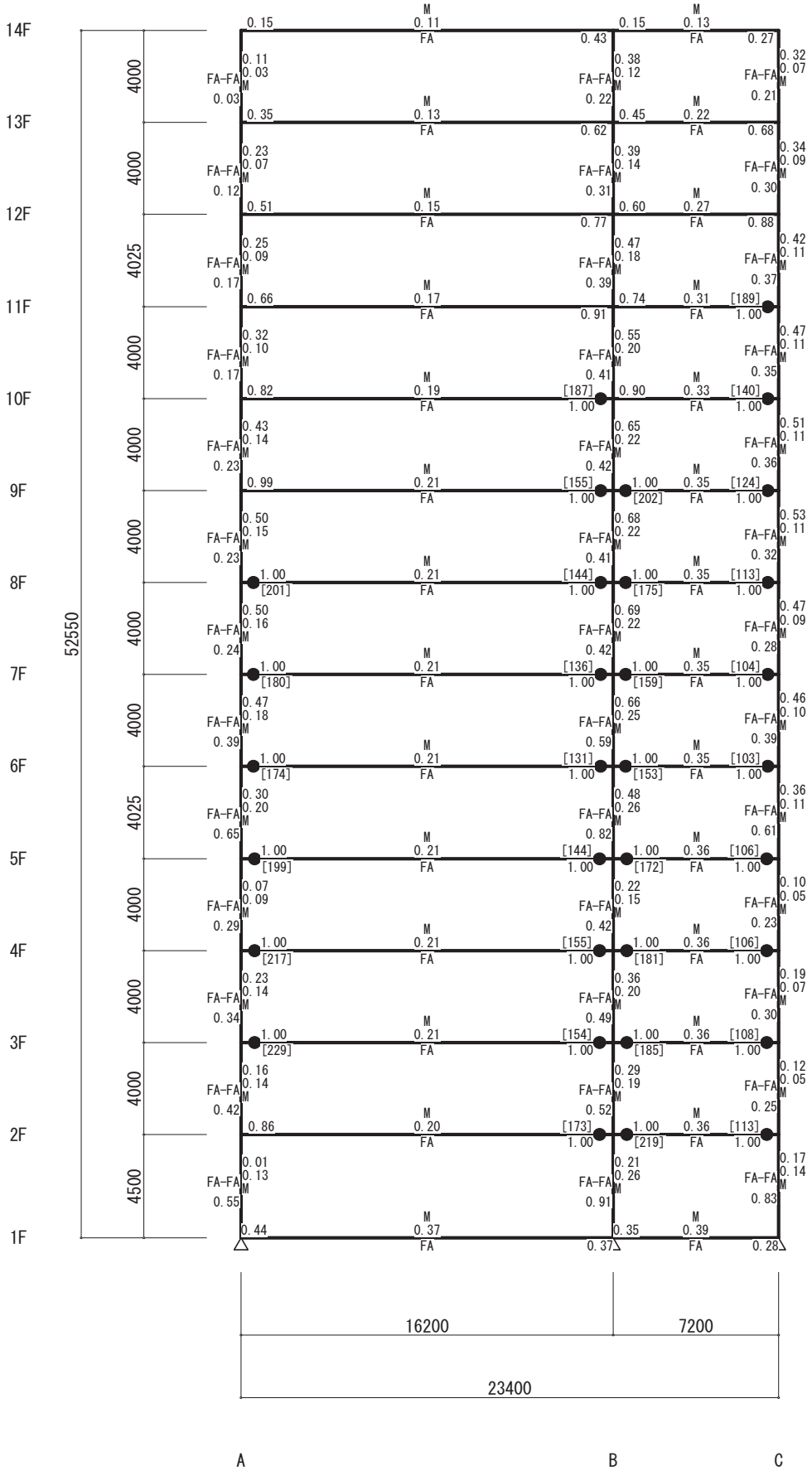

6 フレーム（S=1/272）

終局時機構図（Ｙ方向 負加力）（立体ＭＳモデル）（保有耐力時）



1 フレーム (S=1/272)

終局時機構図（Ｙ方向 負加力）（立体ＭＳモデル）（保有耐力時）



2 フレーム (S=1/272)

終局時機構図（Ｙ方向 負加力）（立体ＭＳモデル）（保有耐力時）

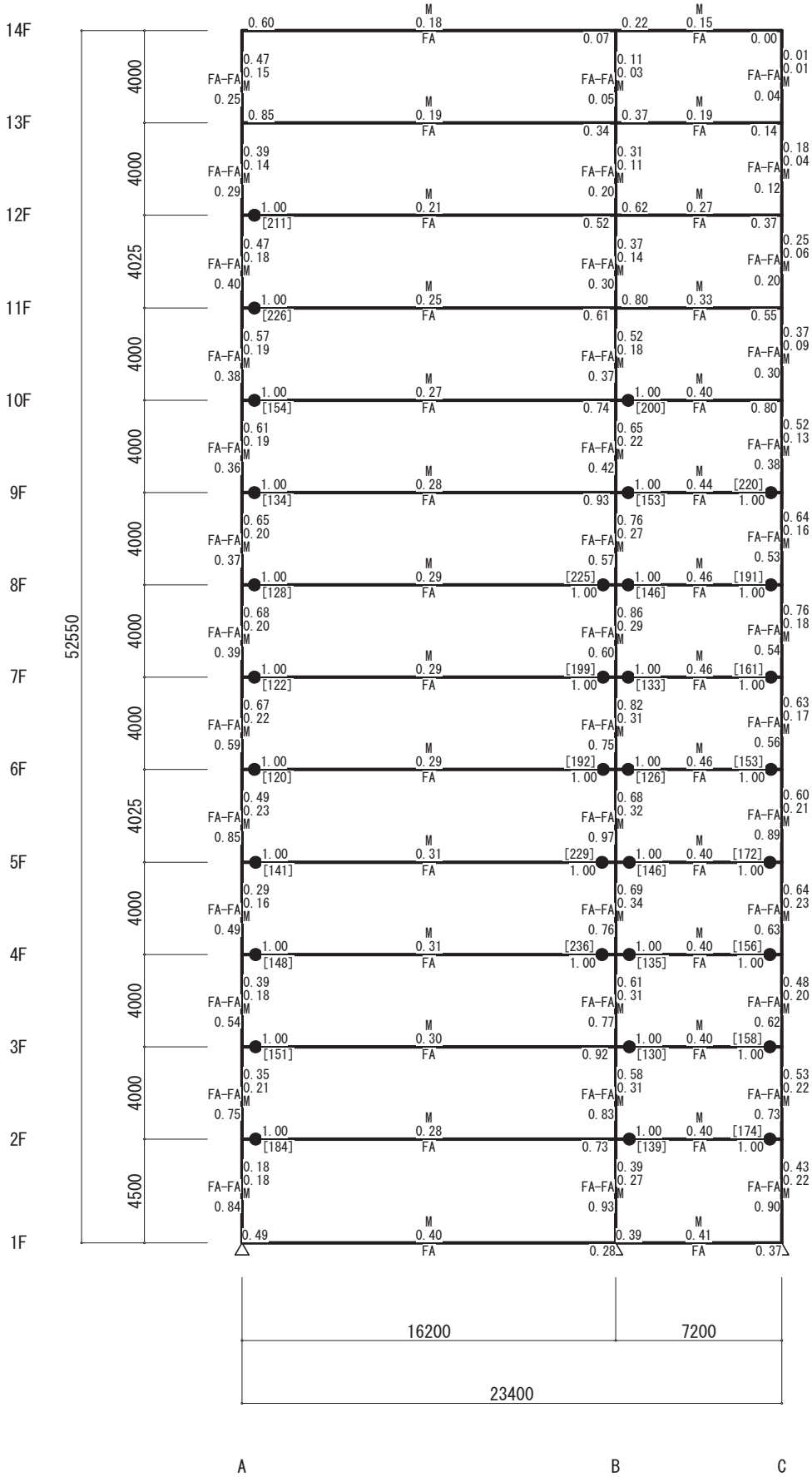

3 フレーム (S=1/272)

終局時機構図（Ｙ方向 負加力）（立体ＭＳモデル）（保有耐力時）



4 フレーム (S=1/272)

終局時機構図（Ｙ方向 負加力）（立体ＭＳモデル）（保有耐力時）



5 フレーム（S=1/272）

終局時機構図（Ｙ方向 負加力）（立体ＭＳモデル）（保有耐力時）

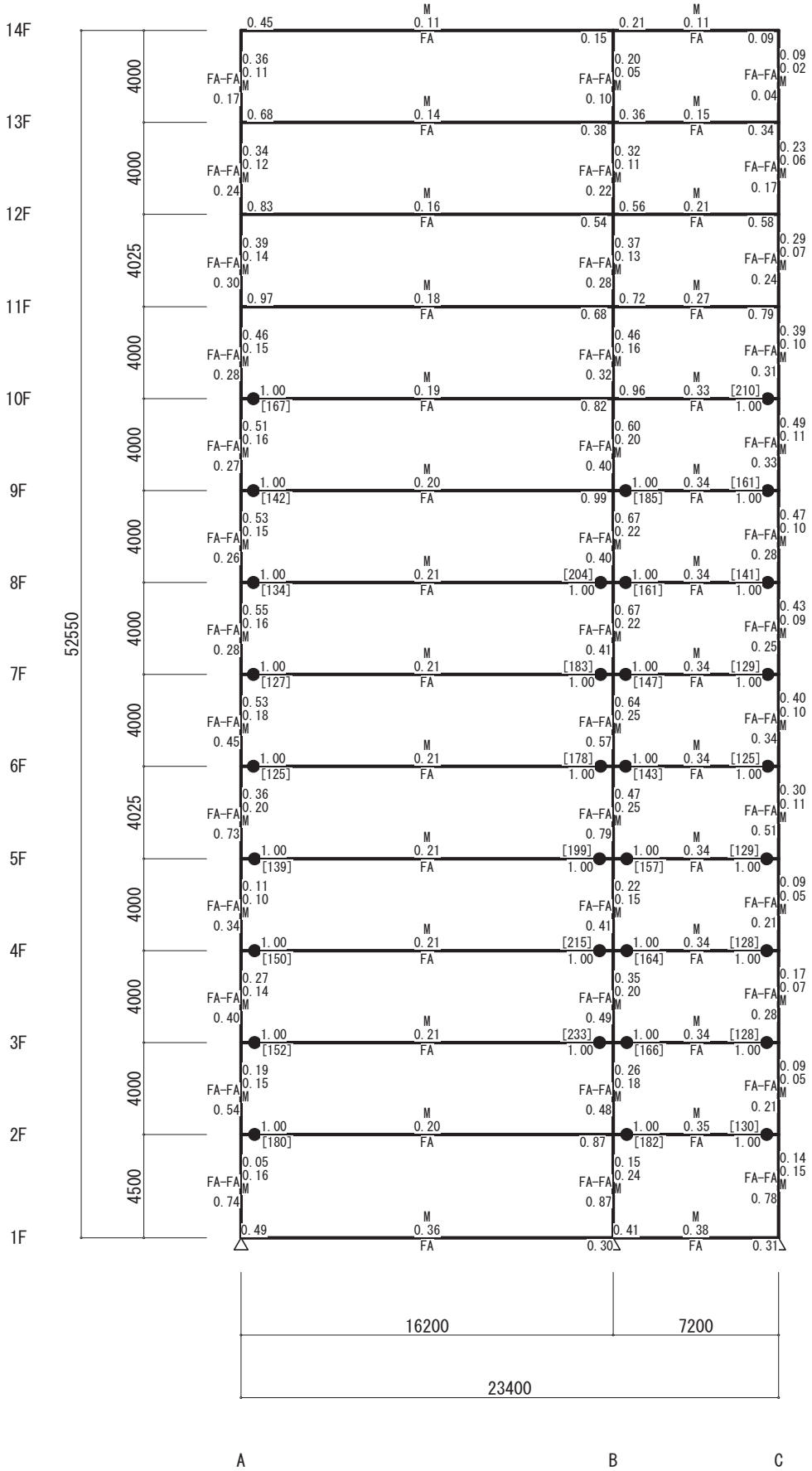

6 フレーム (S=1/272)

U-5　必要保有水平力と判定

U-5.1　耐震性能パラメータと部材ランク

U-5.1.1　部材の耐震性能パラメータと部材ランク（フレーム別）

はりの性能パラメータ

構造	RC	SRC	S
P1	τu/Fc	sMo/Mo	d/t(w)
P2			b/t(f)
P3			横補剛
P4			靭性
P5			接合

ﾓｰﾄﾞ　：　部材破壊モード（ M ： 曲げ破壊 ， S ： せん断破壊）
τu　：　最終ステップでの平均せん断応力度
sMo/Mo　：　鉄骨断面の曲げ耐力／鉄骨鉄筋コンクリートとしての曲げ耐力
d/t(w)　：　ウエブの幅厚比
b/t(f)　：　フランジの幅厚比
横補剛　：　［ o ］ 充分　［ x ］ 不足
靭性　：　脆性破壊部材の種別　［ o ］：靭性破壊部材　［ x ］：脆性破壊部材
接合　：　保有耐力接合の結果　［ o ］：保有耐力接合　［ x ］：非保有耐力接合
［(o)］：保有耐力接合とみなす　［---］：両端ピン接合のため判定外

柱の性能パラメータ

構造	RC	SRC	S
P1	①:Ho/Dまたは②:2M/(Q･D)	N/No (Ru)	d/t(w)
P2	σo/Fc	sMo/Mo	b/t(f)
P3	Pt		靭性
P4	τu/Fc		接合
P5	N/No		

ﾓｰﾄﾞ　：　部材破壊モード（ M ： 曲げ破壊 ， S ： せん断破壊）
：　[*] ： 充填形鋼管コンクリートの拘束効果が考慮されている
Ho/D　：　（柱の内のり長さ／柱のせい）または（２･Ｍ／Ｑ･Ｄ）
σo　：　最終ステップでの軸方向応力度
Pt　：　引張鉄筋比（%）
τu　：　最終ステップでの平均せん断応力度
N/No　：　ＲＣの場合は、ピロティー柱の軸力制限の確認のための数値
：　[*]:「建築物の構造関係技術基準解説書」によるピロティー柱の軸力制限を超えた場合
：　（ＸＹ方向のいずれかに耐力壁が取り付く場合は、参考値として()付で出力）
N/No　：　崩壊メカニズム時の軸方向荷重／ＳＲＣ断面としての最大圧縮耐力。
Ru　：　コンファインド効果を考慮する場合の限界部材角
sMo/Mo　：　鉄骨断面の曲げ耐力／鉄骨鉄筋コンクリートとしての曲げ耐力
（ＳＲＣ柱の柱脚がベースプレート下面でモデル化されている場合には柱頭の数値とします）
d/t(w)　：　ウエブの幅厚比
b/t(f)　：　フランジの幅厚比
靭性　：　脆性破壊部材の種別　［ o ］：靭性破壊部材　［ x ］：脆性破壊部材
接合　：　保有耐力接合の結果　［ o ］：保有耐力接合　［ x ］：非保有耐力接合
［(o)］：保有耐力接合とみなす　［---］：両端ピン接合のため判定外

壁・ブレースの性能パラメータ

構造	RC	SRC	S
P1	τu/Fc		λe1
P2			λe2
P3			靭性
P4			接合

ﾓｰﾄﾞ　：　部材破壊モード（ M ： 曲げ破壊 ， S ： せん断破壊）
τu　：　最終ステップでの平均せん断応力度
λe1　：　筋違材の有効細長比（右上り）
λe2　：　筋違材の有効細長比（左上り）
靭性　：　脆性破壊部材の種別　［ o ］：靭性破壊部材　［ x ］：脆性破壊部材
接合　：　保有耐力接合の結果　［ o ］：保有耐力接合　［ x ］：非保有耐力接合
［(o)］：保有耐力接合とみなす　［---］：両端ピン接合のため判定外

X方向正加力時　A ﾌﾚｰﾑ　梁の部材種別

層名	軸名1	軸名2	構造	ﾗﾝｸ	ﾓｰﾄﾞ	P1	P2	P3	P4	P5
14F	1	2	S	FA	M	46.889	4.441	o	o	{o}
	2	3	S	FA	M	45.667	7.500	o	o	{o}
	3	4	S	FA	M	45.667	7.500	o	o	{o}
	4	5	S	FA	M	45.667	7.500	o	o	{o}
	5	6	S	FA	M	46.889	4.441	o	o	{o}
13F	1	2	S	FA	M	46.889	4.441	o	o	{o}
	2	3	S	FA	M	45.667	7.500	o	o	{o}
	3	4	S	FA	M	45.667	7.500	o	o	{o}
	4	5	S	FA	M	45.667	7.500	o	o	{o}
	5	6	S	FA	M	46.889	4.441	o	o	{o}
12F	1	2	S	FA	M	46.889	4.441	o	o	{o}
	2	3	S	FA	M	45.667	7.500	o	o	{o}
	3	4	S	FA	M	45.667	7.500	o	o	{o}
	4	5	S	FA	M	45.667	7.500	o	o	{o}
	5	6	S	FA	M	46.889	4.441	o	o	{o}
11F	1	2	S	FA	M	46.889	4.441	o	o	{o}
	2	3	S	FA	M	50.154	6.250	o	o	{o}
	3	4	S	FA	M	50.154	6.250	o	o	{o}
	4	5	S	FA	M	50.154	6.250	o	o	{o}
	5	6	S	FA	M	46.889	4.441	o	o	{o}
10F	1	2	S	FA	M	46.889	4.441	o	o	{o}
	2	3	S	FA	M	50.154	6.250	o	o	{o}
	3	4	S	FA	M	50.154	6.250	o	o	{o}
	4	5	S	FA	M	50.154	6.250	o	o	{o}
	5	6	S	FA	M	46.889	4.441	o	o	{o}
9F	1	2	S	FA	M	46.889	4.441	o	o	{o}
	2	3	S	FA	M	50.154	6.250	o	o	{o}
	3	4	S	FA	M	50.154	6.250	o	o	{o}
	4	5	S	FA	M	50.154	6.250	o	o	{o}
	5	6	S	FA	M	46.889	4.441	o	o	{o}
8F	1	2	S	FA	M	46.889	4.441	o	o	{o}
	2	3	S	FA	M	50.154	6.250	o	o	{o}
	3	4	S	FA	M	50.154	6.250	o	o	{o}
	4	5	S	FA	M	50.154	6.250	o	o	{o}
	5	6	S	FA	M	46.889	4.441	o	o	{o}
7F	1	2	S	FA	M	46.889	4.441	o	o	{o}
	2	3	S	FA	M	50.154	6.250	o	o	{o}
	3	4	S	FA	M	50.154	6.250	o	o	{o}
	4	5	S	FA	M	50.154	6.250	o	o	{o}
	5	6	S	FA	M	46.889	4.441	o	o	{o}
6F	1	2	S	FA	M	46.889	4.441	o	o	{o}
	2	3	S	FA	M	50.154	6.250	o	o	{o}
	3	4	S	FA	M	50.154	6.250	o	o	{o}
	4	5	S	FA	M	50.154	6.250	o	o	{o}
	5	6	S	FA	M	46.889	4.441	o	o	{o}
5F	1	2	S	FA	M	46.889	4.441	o	o	{o}
	2	3	S	FA	M	50.154	6.250	o	o	{o}
	3	4	S	FA	M	50.154	6.250	o	o	{o}
	4	5	S	FA	M	50.154	6.250	o	o	{o}
	5	6	S	FA	M	46.889	4.441	o	o	{o}
4F	1	2	S	FA	M	46.889	4.441	o	o	{o}
	2	3	S	FA	M	50.154	6.250	o	o	{o}
	3	4	S	FA	M	50.154	6.250	o	o	{o}
	4	5	S	FA	M	50.154	6.250	o	o	{o}
	5	6	S	FA	M	46.889	4.441	o	o	{o}
3F	1	2	S	FA	M	46.889	4.441	o	o	{o}
	2	3	S	FA	M	50.154	6.250	o	o	{o}
	3	4	S	FA	M	50.154	6.250	o	o	{o}
	4	5	S	FA	M	50.154	6.250	o	o	{o}
	5	6	S	FA	M	46.889	4.441	o	o	{o}
2F	1	2	S	FA	M	46.889	4.441	o	o	{o}
	2	3	S	FA	M	50.154	6.250	o	o	{o}
	3	4	S	FA	M	50.154	6.250	o	o	{o}
	4	5	S	FA	M	50.154	6.250	o	o	{o}
	5	6	S	FA	M	46.889	4.441	o	o	{o}

X方向正加力時　A ﾌﾚｰﾑ　梁の部材種別

層名	軸名1	軸名2	構造	ﾗﾝｸ	ﾓｰﾄﾞ	P1	P2	P3	P4	P5
1F	1	2	RC	FA	M	0.049	---	---	---	---
	2	3	RC	FA	M	0.033	---	---	---	---
	3	4	RC	FA	M	0.035	---	---	---	---
	4	5	RC	FA	M	0.037	---	---	---	---
	5	6	RC	FA	M	0.040	---	---	---	---

X方向正加力時　A ﾌﾚｰﾑ　柱の部材種別

階名	軸名	構造	ﾗﾝｸ	ﾓｰﾄﾞ	P1	P2	P3	P4	P5
13F	1	S	FA-FA	M	17.188	17.188	o	{o}	---
	2	S	FA-FA	M	17.188	17.188	o	{o}	---
	3	S	FA-FA	M	17.188	17.188	o	{o}	---
	4	S	FA-FA	M	17.188	17.188	o	{o}	---
	5	S	FA-FA	M	17.188	17.188	o	{o}	---
	6	S	FA-FA	M	17.188	17.188	o	{o}	---
12F	1	S	FA-FA	M	17.188	17.188	o	{o}	---
	2	S	FA-FA	M	17.188	17.188	o	{o}	---
	3	S	FA-FA	M	17.188	17.188	o	{o}	---
	4	S	FA-FA	M	17.188	17.188	o	{o}	---
	5	S	FA-FA	M	17.188	17.188	o	{o}	---
	6	S	FA-FA	M	17.188	17.188	o	{o}	---
11F	1	S	FA-FA	M	17.188	17.188	o	{o}	---
	2	S	FA-FA	M	17.188	17.188	o	{o}	---
	3	S	FA-FA	M	17.188	17.188	o	{o}	---
	4	S	FA-FA	M	17.188	17.188	o	{o}	---
	5	S	FA-FA	M	17.188	17.188	o	{o}	---
	6	S	FA-FA	M	17.188	17.188	o	{o}	---
10F	1	S	FA-FA	M	17.188	17.188	o	{o}	---
	2	S	FA-FA	M	17.188	17.188	o	{o}	---
	3	S	FA-FA	M	17.188	17.188	o	{o}	---
	4	S	FA-FA	M	17.188	17.188	o	{o}	---
	5	S	FA-FA	M	17.188	17.188	o	{o}	---
	6	S	FA-FA	M	17.188	17.188	o	{o}	---
9F	1	S	FA-FA	M	17.188	17.188	o	{o}	---
	2	S	FA-FA	M	17.188	17.188	o	{o}	---
	3	S	FA-FA	M	17.188	17.188	o	{o}	---
	4	S	FA-FA	M	17.188	17.188	o	{o}	---
	5	S	FA-FA	M	17.188	17.188	o	{o}	---
	6	S	FA-FA	M	17.188	17.188	o	{o}	---
8F	1	S	FA-FA	M	17.188	17.188	o	{o}	---
	2	S	FA-FA	M	17.188	17.188	o	{o}	---
	3	S	FA-FA	M	17.188	17.188	o	{o}	---
	4	S	FA-FA	M	17.188	17.188	o	{o}	---
	5	S	FA-FA	M	17.188	17.188	o	{o}	---
	6	S	FA-FA	M	17.188	17.188	o	{o}	---
7F	1	S	FA-FA	M	17.188	17.188	o	{o}	---
	2	S	FA-FA	M	17.188	17.188	o	{o}	---
	3	S	FA-FA	M	17.188	17.188	o	{o}	---
	4	S	FA-FA	M	17.188	17.188	o	{o}	---
	5	S	FA-FA	M	17.188	17.188	o	{o}	---
	6	S	FA-FA	M	17.188	17.188	o	{o}	---
6F	1	S	FA-FA	M	17.188	17.188	o	{o}	---
	2	S	FA-FA	M	17.188	17.188	o	{o}	---
	3	S	FA-FA	M	17.188	17.188	o	{o}	---
	4	S	FA-FA	M	17.188	17.188	o	{o}	---
	5	S	FA-FA	M	17.188	17.188	o	{o}	---
	6	S	FA-FA	M	17.188	17.188	o	{o}	---
5F	1	S	FA-FA	M	17.188	17.188	o	{o}	---
	2	S	FA-FA	M	17.188	17.188	o	{o}	---
	3	S	FA-FA	M	17.188	17.188	o	{o}	---
	4	S	FA-FA	M	17.188	17.188	o	{o}	---
	5	S	FA-FA	M	17.188	17.188	o	{o}	---
	6	S	FA-FA	M	17.188	17.188	o	{o}	---
4F	1	S	FA-FA	M	20.313	20.313	o	{o}	---
	2	S	FA-FA	M	20.313	20.313	o	{o}	---
	3	S	FA-FA	M	20.313	20.313	o	{o}	---

X方向正加力時　A ﾌﾚｰﾑ　柱の部材種別

階名	軸名	構造	ﾗﾝｸ	ﾓｰﾄﾞ	P1	P2	P3	P4	P5
4F	4	S	FA-FA	M	20.313	20.313	o	{o}	---
	5	S	FA-FA	M	20.313	20.313	o	{o}	---
	6	S	FA-FA	M	20.313	20.313	o	{o}	---
3F	1	S	FA-FA	M	20.313	20.313	o	{o}	---
	2	S	FA-FA	M	20.313	20.313	o	{o}	---
	3	S	FA-FA	M	20.313	20.313	o	{o}	---
	4	S	FA-FA	M	20.313	20.313	o	{o}	---
	5	S	FA-FA	M	20.313	20.313	o	{o}	---
	6	S	FA-FA	M	20.313	20.313	o	{o}	---
2F	1	S	FA-FA	M	20.313	20.313	o	{o}	---
	2	S	FA-FA	M	20.313	20.313	o	{o}	---
	3	S	FA-FA	M	20.313	20.313	o	{o}	---
	4	S	FA-FA	M	20.313	20.313	o	{o}	---
	5	S	FA-FA	M	20.313	20.313	o	{o}	---
	6	S	FA-FA	M	20.313	20.313	o	{o}	---
1F	1	S	FA-FA	M	20.313	20.313	o	{o}	---
	2	S	FA-FA	M	20.313	20.313	o	{o}	---
	3	S	FA-FA	M	20.313	20.313	o	{o}	---
	4	S	FA-FA	M	20.313	20.313	o	{o}	---
	5	S	FA-FA	M	20.313	20.313	o	{o}	---
	6	S	FA-FA	M	20.313	20.313	o	{o}	---

X方向正加力時　B ﾌﾚｰﾑ　梁の部材種別

層名	軸名1	軸名2	構造	ﾗﾝｸ	ﾓｰﾄﾞ	P1	P2	P3	P4	P5
14F	1	2	S	FA	M	46.889	4.441	o	o	{o}
	2	3	S	FA	M	45.667	7.500	o	o	{o}
	3	4	S	FA	M	45.667	7.500	o	o	{o}
	4	5	S	FA	M	45.667	7.500	o	o	{o}
	5	6	S	FA	M	46.889	4.441	o	o	{o}
13F	1	2	S	FA	M	46.889	4.441	o	o	{o}
	2	3	S	FA	M	45.667	7.500	o	o	{o}
	3	4	S	FA	M	45.667	7.500	o	o	{o}
	4	5	S	FA	M	45.667	7.500	o	o	{o}
	5	6	S	FA	M	46.889	4.441	o	o	{o}
12F	1	2	S	FA	M	46.889	4.441	o	o	{o}
	2	3	S	FA	M	45.667	7.500	o	o	{o}
	3	4	S	FA	M	45.667	7.500	o	o	{o}
	4	5	S	FA	M	45.667	7.500	o	o	{o}
	5	6	S	FA	M	46.889	4.441	o	o	{o}
11F	1	2	S	FA	M	46.889	4.441	o	o	{o}
	2	3	S	FA	M	50.154	6.250	o	o	{o}
	3	4	S	FA	M	50.154	6.250	o	o	{o}
	4	5	S	FA	M	50.154	6.250	o	o	{o}
	5	6	S	FA	M	46.889	4.441	o	o	{o}
10F	1	2	S	FA	M	46.889	4.441	o	o	{o}
	2	3	S	FA	M	50.154	6.250	o	o	{o}
	3	4	S	FA	M	50.154	6.250	o	o	{o}
	4	5	S	FA	M	50.154	6.250	o	o	{o}
	5	6	S	FA	M	46.889	4.441	o	o	{o}
9F	1	2	S	FA	M	46.889	4.441	o	o	{o}
	2	3	S	FA	M	50.154	6.250	o	o	{o}
	3	4	S	FA	M	50.154	6.250	o	o	{o}
	4	5	S	FA	M	50.154	6.250	o	o	{o}
	5	6	S	FA	M	46.889	4.441	o	o	{o}
8F	1	2	S	FA	M	46.889	4.441	o	o	{o}
	2	3	S	FA	M	50.154	6.250	o	o	{o}
	3	4	S	FA	M	50.154	6.250	o	o	{o}
	4	5	S	FA	M	50.154	6.250	o	o	{o}
	5	6	S	FA	M	46.889	4.441	o	o	{o}
7F	1	2	S	FA	M	46.889	4.441	o	o	{o}
	2	3	S	FA	M	50.154	6.250	o	o	{o}
	3	4	S	FA	M	50.154	6.250	o	o	{o}
	4	5	S	FA	M	50.154	6.250	o	o	{o}
	5	6	S	FA	M	46.889	4.441	o	o	{o}
6F	1	2	S	FA	M	46.889	4.441	o	o	{o}

X方向正加力時　B ﾌﾚｰﾑ　梁の部材種別

層名	軸名1	軸名2	構造	ﾗﾝｸ	ﾓｰﾄﾞ	P1	P2	P3	P4	P5
6F	2	3	S	FA	M	50.154	6.250	o	o	{o}
	3	4	S	FA	M	50.154	6.250	o	o	{o}
	4	5	S	FA	M	50.154	6.250	o	o	{o}
	5	6	S	FA	M	46.889	4.441	o	o	{o}
5F	1	2	S	FA	M	46.889	4.441	o	o	{o}
	2	3	S	FA	M	50.154	6.250	o	o	{o}
	3	4	S	FA	M	50.154	6.250	o	o	{o}
	4	5	S	FA	M	50.154	6.250	o	o	{o}
	5	6	S	FA	M	46.889	4.441	o	o	{o}
4F	1	2	S	FA	M	46.889	4.441	o	o	{o}
	2	3	S	FA	M	50.154	6.250	o	o	{o}
	3	4	S	FA	M	50.154	6.250	o	o	{o}
	4	5	S	FA	M	50.154	6.250	o	o	{o}
	5	6	S	FA	M	46.889	4.441	o	o	{o}
3F	1	2	S	FA	M	46.889	4.441	o	o	{o}
	2	3	S	FA	M	50.154	6.250	o	o	{o}
	3	4	S	FA	M	50.154	6.250	o	o	{o}
	4	5	S	FA	M	50.154	6.250	o	o	{o}
	5	6	S	FA	M	46.889	4.441	o	o	{o}
2F	1	2	S	FA	M	46.889	4.441	o	o	{o}
	2	3	S	FA	M	50.154	6.250	o	o	{o}
	3	4	S	FA	M	50.154	6.250	o	o	{o}
	4	5	S	FA	M	50.154	6.250	o	o	{o}
	5	6	S	FA	M	46.889	4.441	o	o	{o}
1F	1	2	RC	FA	M	0.051	---	---	---	---
	2	3	RC	FA	M	0.033	---	---	---	---
	3	4	RC	FA	M	0.035	---	---	---	---
	4	5	RC	FA	M	0.037	---	---	---	---
	5	6	RC	FA	M	0.042	---	---	---	---

X方向正加力時　B ﾌﾚｰﾑ　柱の部材種別

階名	軸名	構造	ﾗﾝｸ	ﾓｰﾄﾞ	P1	P2	P3	P4	P5
13F	1	S	FA-FA	M	17.188	17.188	o	{o}	---
	2	S	FA-FA	M	17.188	17.188	o	{o}	---
	3	S	FA-FA	M	17.188	17.188	o	{o}	---
	4	S	FA-FA	M	17.188	17.188	o	{o}	---
	5	S	FA-FA	M	17.188	17.188	o	{o}	---
	6	S	FA-FA	M	17.188	17.188	o	{o}	---
12F	1	S	FA-FA	M	17.188	17.188	o	{o}	---
	2	S	FA-FA	M	17.188	17.188	o	{o}	---
	3	S	FA-FA	M	17.188	17.188	o	{o}	---
	4	S	FA-FA	M	17.188	17.188	o	{o}	---
	5	S	FA-FA	M	17.188	17.188	o	{o}	---
	6	S	FA-FA	M	17.188	17.188	o	{o}	---
11F	1	S	FA-FA	M	17.188	17.188	o	{o}	---
	2	S	FA-FA	M	17.188	17.188	o	{o}	---
	3	S	FA-FA	M	17.188	17.188	o	{o}	---
	4	S	FA-FA	M	17.188	17.188	o	{o}	---
	5	S	FA-FA	M	17.188	17.188	o	{o}	---
	6	S	FA-FA	M	17.188	17.188	o	{o}	---
10F	1	S	FA-FA	M	17.188	17.188	o	{o}	---
	2	S	FA-FA	M	17.188	17.188	o	{o}	---
	3	S	FA-FA	M	17.188	17.188	o	{o}	---
	4	S	FA-FA	M	17.188	17.188	o	{o}	---
	5	S	FA-FA	M	17.188	17.188	o	{o}	---
	6	S	FA-FA	M	17.188	17.188	o	{o}	---
9F	1	S	FA-FA	M	17.188	17.188	o	{o}	---
	2	S	FA-FA	M	17.188	17.188	o	{o}	---
	3	S	FA-FA	M	17.188	17.188	o	{o}	---
	4	S	FA-FA	M	17.188	17.188	o	{o}	---
	5	S	FA-FA	M	17.188	17.188	o	{o}	---
	6	S	FA-FA	M	17.188	17.188	o	{o}	---
8F	1	S	FA-FA	M	17.188	17.188	o	{o}	---
	2	S	FA-FA	M	17.188	17.188	o	{o}	---
	3	S	FA-FA	M	17.188	17.188	o	{o}	---

X方向正加力時　B ﾌﾚｰﾑ　柱の部材種別

階名	軸名	構造	ﾗﾝｸ	ﾓｰﾄﾞ	P1	P2	P3	P4	P5
8F	4	S	FA-FA	M	17.188	17.188	o	{o}	---
	5	S	FA-FA	M	17.188	17.188	o	{o}	---
	6	S	FA-FA	M	17.188	17.188	o	{o}	---
7F	1	S	FA-FA	M	17.188	17.188	o	{o}	---
	2	S	FA-FA	M	17.188	17.188	o	{o}	---
	3	S	FA-FA	M	17.188	17.188	o	{o}	---
	4	S	FA-FA	M	17.188	17.188	o	{o}	---
	5	S	FA-FA	M	17.188	17.188	o	{o}	---
	6	S	FA-FA	M	17.188	17.188	o	{o}	---
6F	1	S	FA-FA	M	17.188	17.188	o	{o}	---
	2	S	FA-FA	M	17.188	17.188	o	{o}	---
	3	S	FA-FA	M	17.188	17.188	o	{o}	---
	4	S	FA-FA	M	17.188	17.188	o	{o}	---
	5	S	FA-FA	M	17.188	17.188	o	{o}	---
	6	S	FA-FA	M	17.188	17.188	o	{o}	---
5F	1	S	FA-FA	M	17.188	17.188	o	{o}	---
	2	S	FA-FA	M	17.188	17.188	o	{o}	---
	3	S	FA-FA	M	17.188	17.188	o	{o}	---
	4	S	FA-FA	M	17.188	17.188	o	{o}	---
	5	S	FA-FA	M	17.188	17.188	o	{o}	---
	6	S	FA-FA	M	17.188	17.188	o	{o}	---
4F	1	S	FA-FA	M	20.313	20.313	o	{o}	---
	2	S	FA-FA	M	20.313	20.313	o	{o}	---
	3	S	FA-FA	M	20.313	20.313	o	{o}	---
	4	S	FA-FA	M	20.313	20.313	o	{o}	---
	5	S	FA-FA	M	20.313	20.313	o	{o}	---
	6	S	FA-FA	M	20.313	20.313	o	{o}	---
3F	1	S	FA-FA	M	20.313	20.313	o	{o}	---
	2	S	FA-FA	M	20.313	20.313	o	{o}	---
	3	S	FA-FA	M	20.313	20.313	o	{o}	---
	4	S	FA-FA	M	20.313	20.313	o	{o}	---
	5	S	FA-FA	M	20.313	20.313	o	{o}	---
	6	S	FA-FA	M	20.313	20.313	o	{o}	---
2F	1	S	FA-FA	M	20.313	20.313	o	{o}	---
	2	S	FA-FA	M	20.313	20.313	o	{o}	---
	3	S	FA-FA	M	20.313	20.313	o	{o}	---
	4	S	FA-FA	M	20.313	20.313	o	{o}	---
	5	S	FA-FA	M	20.313	20.313	o	{o}	---
	6	S	FA-FA	M	20.313	20.313	o	{o}	---
1F	1	S	FA-FA	M	20.313	20.313	o	{o}	---
	2	S	FA-FA	M	20.313	20.313	o	{o}	---
	3	S	FA-FA	M	20.313	20.313	o	{o}	---
	4	S	FA-FA	M	20.313	20.313	o	{o}	---
	5	S	FA-FA	M	20.313	20.313	o	{o}	---
	6	S	FA-FA	M	20.313	20.313	o	{o}	---

X方向正加力時　C ﾌﾚｰﾑ　梁の部材種別

層名	軸名1	軸名2	構造	ﾗﾝｸ	ﾓｰﾄﾞ	P1	P2	P3	P4	P5
14F	1	2	S	FA	M	41.091	8.333	o	o	{o}
	2	3	S	FA	M	41.091	8.333	o	o	{o}
	3	4	S	FA	M	41.091	8.333	o	o	{o}
	4	5	S	FA	M	41.091	8.333	o	o	{o}
	5	6	S	FA	M	41.091	8.333	o	o	{o}
13F	1	2	S	FA	M	41.091	8.333	o	o	{o}
	2	3	S	FA	M	41.091	8.333	o	o	{o}
	3	4	S	FA	M	41.091	8.333	o	o	{o}
	4	5	S	FA	M	41.091	8.333	o	o	{o}
	5	6	S	FA	M	41.091	8.333	o	o	{o}
12F	1	2	S	FA	M	41.091	8.333	o	o	{o}
	2	3	S	FA	M	41.091	8.333	o	o	{o}
	3	4	S	FA	M	41.091	8.333	o	o	{o}
	4	5	S	FA	M	41.091	8.333	o	o	{o}
	5	6	S	FA	M	41.091	8.333	o	o	{o}
11F	1	2	S	FA	M	45.667	7.500	o	o	{o}
	2	3	S	FA	M	45.667	7.500	o	o	{o}

X方向正加力時　C ﾌﾚｰﾑ　梁の部材種別

層名	軸名1	軸名2	構造	ﾗﾝｸ	ﾓｰﾄﾞ	P1	P2	P3	P4	P5
11F	3	4	S	FA	M	45.667	7.500	o	o	{o}
	4	5	S	FA	M	45.667	7.500	o	o	{o}
	5	6	S	FA	M	45.667	7.500	o	o	{o}
10F	1	2	S	FA	M	45.667	7.500	o	o	{o}
	2	3	S	FA	M	45.667	7.500	o	o	{o}
	3	4	S	FA	M	45.667	7.500	o	o	{o}
	4	5	S	FA	M	45.667	7.500	o	o	{o}
	5	6	S	FA	M	45.667	7.500	o	o	{o}
9F	1	2	S	FA	M	45.667	7.500	o	o	{o}
	2	3	S	FA	M	45.667	7.500	o	o	{o}
	3	4	S	FA	M	45.667	7.500	o	o	{o}
	4	5	S	FA	M	45.667	7.500	o	o	{o}
	5	6	S	FA	M	45.667	7.500	o	o	{o}
8F	1	2	S	FA	M	45.667	7.500	o	o	{o}
	2	3	S	FA	M	45.667	7.500	o	o	{o}
	3	4	S	FA	M	45.667	7.500	o	o	{o}
	4	5	S	FA	M	45.667	7.500	o	o	{o}
	5	6	S	FA	M	45.667	7.500	o	o	{o}
7F	1	2	S	FA	M	45.667	7.500	o	o	{o}
	2	3	S	FA	M	45.667	7.500	o	o	{o}
	3	4	S	FA	M	45.667	7.500	o	o	{o}
	4	5	S	FA	M	45.667	7.500	o	o	{o}
	5	6	S	FA	M	45.667	7.500	o	o	{o}
6F	1	2	S	FA	M	45.667	7.500	o	o	{o}
	2	3	S	FA	M	45.667	7.500	o	o	{o}
	3	4	S	FA	M	45.667	7.500	o	o	{o}
	4	5	S	FA	M	45.667	7.500	o	o	{o}
	5	6	S	FA	M	45.667	7.500	o	o	{o}
5F	1	2	S	FA	M	45.667	7.500	o	o	{o}
	2	3	S	FA	M	45.667	7.500	o	o	{o}
	3	4	S	FA	M	45.667	7.500	o	o	{o}
	4	5	S	FA	M	45.667	7.500	o	o	{o}
	5	6	S	FA	M	45.667	7.500	o	o	{o}
4F	1	2	S	FA	M	45.667	7.500	o	o	{o}
	2	3	S	FA	M	45.667	7.500	o	o	{o}
	3	4	S	FA	M	45.667	7.500	o	o	{o}
	4	5	S	FA	M	45.667	7.500	o	o	{o}
	5	6	S	FA	M	45.667	7.500	o	o	{o}
3F	1	2	S	FA	M	45.667	7.500	o	o	{o}
	2	3	S	FA	M	45.667	7.500	o	o	{o}
	3	4	S	FA	M	45.667	7.500	o	o	{o}
	4	5	S	FA	M	45.667	7.500	o	o	{o}
	5	6	S	FA	M	45.667	7.500	o	o	{o}
2F	1	2	S	FA	M	45.667	7.500	o	o	{o}
	2	3	S	FA	M	45.667	7.500	o	o	{o}
	3	4	S	FA	M	45.667	7.500	o	o	{o}
	4	5	S	FA	M	45.667	7.500	o	o	{o}
	5	6	S	FA	M	45.667	7.500	o	o	{o}
1F	1	2	RC	FA	M	0.031	---	---	---	---
	2	3	RC	FA	M	0.021	---	---	---	---
	3	4	RC	FA	M	0.021	---	---	---	---
	4	5	RC	FA	M	0.021	---	---	---	---
	5	6	RC	FA	M	0.028	---	---	---	---

X方向正加力時　C ﾌﾚｰﾑ　柱の部材種別

階名	軸名	構造	ﾗﾝｸ	ﾓｰﾄﾞ	P1	P2	P3	P4	P5
13F	1	S	FA-FA	M	21.053	21.053	o	{o}	---
	2	S	FA-FA	M	21.053	21.053	o	{o}	---
	3	S	FA-FA	M	21.053	21.053	o	{o}	---
	4	S	FA-FA	M	21.053	21.053	o	{o}	---
	5	S	FA-FA	M	21.053	21.053	o	{o}	---
	6	S	FA-FA	M	21.053	21.053	o	{o}	---
12F	1	S	FA-FA	M	21.053	21.053	o	{o}	---
	2	S	FA-FA	M	21.053	21.053	o	{o}	---
	3	S	FA-FA	M	21.053	21.053	o	{o}	---

X方向正加力時　C ﾌﾚｰﾑ　柱の部材種別

階名	軸名	構造	ﾗﾝｸ	ﾓｰﾄﾞ	P1	P2	P3	P4	P5
12F	4	S	FA-FA	M	21.053	21.053	o	{o}	---
	5	S	FA-FA	M	21.053	21.053	o	{o}	---
	6	S	FA-FA	M	21.053	21.053	o	{o}	---
11F	1	S	FA-FA	M	21.053	21.053	o	{o}	---
	2	S	FA-FA	M	21.053	21.053	o	{o}	---
	3	S	FA-FA	M	21.053	21.053	o	{o}	---
	4	S	FA-FA	M	21.053	21.053	o	{o}	---
	5	S	FA-FA	M	21.053	21.053	o	{o}	---
	6	S	FA-FA	M	21.053	21.053	o	{o}	---
10F	1	S	FA-FA	M	21.053	21.053	o	{o}	---
	2	S	FA-FA	M	21.053	21.053	o	{o}	---
	3	S	FA-FA	M	21.053	21.053	o	{o}	---
	4	S	FA-FA	M	21.053	21.053	o	{o}	---
	5	S	FA-FA	M	21.053	21.053	o	{o}	---
	6	S	FA-FA	M	21.053	21.053	o	{o}	---
9F	1	S	FA-FA	M	21.053	21.053	o	{o}	---
	2	S	FA-FA	M	21.053	21.053	o	{o}	---
	3	S	FA-FA	M	21.053	21.053	o	{o}	---
	4	S	FA-FA	M	21.053	21.053	o	{o}	---
	5	S	FA-FA	M	21.053	21.053	o	{o}	---
	6	S	FA-FA	M	21.053	21.053	o	{o}	---
8F	1	S	FA-FA	M	21.053	21.053	o	{o}	---
	2	S	FA-FA	M	21.053	21.053	o	{o}	---
	3	S	FA-FA	M	21.053	21.053	o	{o}	---
	4	S	FA-FA	M	21.053	21.053	o	{o}	---
	5	S	FA-FA	M	21.053	21.053	o	{o}	---
	6	S	FA-FA	M	21.053	21.053	o	{o}	---
7F	1	S	FA-FA	M	16.000	16.000	o	{o}	---
	2	S	FA-FA	M	16.000	16.000	o	{o}	---
	3	S	FA-FA	M	16.000	16.000	o	{o}	---
	4	S	FA-FA	M	16.000	16.000	o	{o}	---
	5	S	FA-FA	M	16.000	16.000	o	{o}	---
	6	S	FA-FA	M	16.000	16.000	o	{o}	---
6F	1	S	FA-FA	M	16.000	16.000	o	{o}	---
	2	S	FA-FA	M	16.000	16.000	o	{o}	---
	3	S	FA-FA	M	16.000	16.000	o	{o}	---
	4	S	FA-FA	M	16.000	16.000	o	{o}	---
	5	S	FA-FA	M	16.000	16.000	o	{o}	---
	6	S	FA-FA	M	16.000	16.000	o	{o}	---
5F	1	S	FA-FA	M	16.000	16.000	o	{o}	---
	2	S	FA-FA	M	16.000	16.000	o	{o}	---
	3	S	FA-FA	M	16.000	16.000	o	{o}	---
	4	S	FA-FA	M	16.000	16.000	o	{o}	---
	5	S	FA-FA	M	16.000	16.000	o	{o}	---
	6	S	FA-FA	M	16.000	16.000	o	{o}	---
4F	1	S	FA-FA	M	17.857	17.857	o	{o}	---
	2	S	FA-FA	M	17.857	17.857	o	{o}	---
	3	S	FA-FA	M	17.857	17.857	o	{o}	---
	4	S	FA-FA	M	17.857	17.857	o	{o}	---
	5	S	FA-FA	M	17.857	17.857	o	{o}	---
	6	S	FA-FA	M	17.857	17.857	o	{o}	---
3F	1	S	FA-FA	M	17.857	17.857	o	{o}	---
	2	S	FA-FA	M	17.857	17.857	o	{o}	---
	3	S	FA-FA	M	17.857	17.857	o	{o}	---
	4	S	FA-FA	M	17.857	17.857	o	{o}	---
	5	S	FA-FA	M	17.857	17.857	o	{o}	---
	6	S	FA-FA	M	17.857	17.857	o	{o}	---
2F	1	S	FA-FA	M	17.857	17.857	o	{o}	---
	2	S	FA-FA	M	17.857	17.857	o	{o}	---
	3	S	FA-FA	M	17.857	17.857	o	{o}	---
	4	S	FA-FA	M	17.857	17.857	o	{o}	---
	5	S	FA-FA	M	17.857	17.857	o	{o}	---
	6	S	FA-FA	M	17.857	17.857	o	{o}	---
1F	1	S	FA-FA	M	17.857	17.857	o	{o}	---
	2	S	FA-FA	M	17.857	17.857	o	{o}	---

X方向正加力時　C ﾌﾚｰﾑ　柱の部材種別

階名	軸名	構造	ﾗﾝｸ	ﾓｰﾄﾞ	P1	P2	P3	P4	P5
1F	3	S	FA-FA	M	17.857	17.857	o	{o}	---
	4	S	FA-FA	M	17.857	17.857	o	{o}	---
	5	S	FA-FA	M	17.857	17.857	o	{o}	---
	6	S	FA-FA	M	17.857	17.857	o	{o}	---

X方向正加力時　1 ﾌﾚｰﾑ　梁の部材種別

層名	軸名1	軸名2	構造	ﾗﾝｸ	ﾓｰﾄﾞ	P1	P2	P3	P4	P5
14F	A	B	S	FA	M	44.737	7.000	o	o	{o}
	B	C	S	FA	M	45.667	7.500	o	o	{o}
13F	A	B	S	FA	M	44.737	7.000	o	o	{o}
	B	C	S	FA	M	45.667	7.500	o	o	{o}
12F	A	B	S	FA	M	44.737	7.000	o	o	{o}
	B	C	S	FA	M	45.667	7.500	o	o	{o}
11F	A	B	S	FA	M	44.737	7.000	o	o	{o}
	B	C	S	FA	M	45.667	7.500	o	o	{o}
10F	A	B	S	FA	M	44.737	7.000	o	o	{o}
	B	C	S	FA	M	45.667	7.500	o	o	{o}
9F	A	B	S	FA	M	44.737	7.000	o	o	{o}
	B	C	S	FA	M	45.667	7.500	o	o	{o}
8F	A	B	S	FA	M	44.737	7.000	o	o	{o}
	B	C	S	FA	M	45.667	7.500	o	o	{o}
7F	A	B	S	FA	M	44.737	7.000	o	o	{o}
	B	C	S	FA	M	45.667	7.500	o	o	{o}
6F	A	B	S	FA	M	44.737	7.000	o	o	{o}
	B	C	S	FA	M	45.667	7.500	o	o	{o}
5F	A	B	S	FA	M	44.737	7.000	o	o	{o}
	B	C	S	FA	M	45.667	7.500	o	o	{o}
4F	A	B	S	FA	M	44.737	7.000	o	o	{o}
	B	C	S	FA	M	45.667	7.500	o	o	{o}
3F	A	B	S	FA	M	44.737	7.000	o	o	{o}
	B	C	S	FA	M	45.667	7.500	o	o	{o}
2F	A	B	S	FA	M	44.737	7.000	o	o	{o}
	B	C	S	FA	M	45.667	7.500	o	o	{o}
1F	A	B	RC	FA	M	0.017	---	---	---	---
	B	C	RC	FA	M	0.010	---	---	---	---

X方向正加力時　1 ﾌﾚｰﾑ　柱の部材種別

階名	軸名	構造	ﾗﾝｸ	ﾓｰﾄﾞ	P1	P2	P3	P4	P5
13F	A	S	FA-FA	M	17.188	17.188	o	{o}	---
	B	S	FA-FA	M	17.188	17.188	o	{o}	---
	C	S	FA-FA	M	21.053	21.053	o	{o}	---
12F	A	S	FA-FA	M	17.188	17.188	o	{o}	---
	B	S	FA-FA	M	17.188	17.188	o	{o}	---
	C	S	FA-FA	M	21.053	21.053	o	{o}	---
11F	A	S	FA-FA	M	17.188	17.188	o	{o}	---
	B	S	FA-FA	M	17.188	17.188	o	{o}	---
	C	S	FA-FA	M	21.053	21.053	o	{o}	---
10F	A	S	FA-FA	M	17.188	17.188	o	{o}	---
	B	S	FA-FA	M	17.188	17.188	o	{o}	---
	C	S	FA-FA	M	21.053	21.053	o	{o}	---
9F	A	S	FA-FA	M	17.188	17.188	o	{o}	---
	B	S	FA-FA	M	17.188	17.188	o	{o}	---
	C	S	FA-FA	M	21.053	21.053	o	{o}	---
8F	A	S	FA-FA	M	17.188	17.188	o	{o}	---
	B	S	FA-FA	M	17.188	17.188	o	{o}	---
	C	S	FA-FA	M	21.053	21.053	o	{o}	---
7F	A	S	FA-FA	M	17.188	17.188	o	{o}	---
	B	S	FA-FA	M	17.188	17.188	o	{o}	---
	C	S	FA-FA	M	16.000	16.000	o	{o}	---
6F	A	S	FA-FA	M	17.188	17.188	o	{o}	---
	B	S	FA-FA	M	17.188	17.188	o	{o}	---
	C	S	FA-FA	M	16.000	16.000	o	{o}	---
5F	A	S	FA-FA	M	17.188	17.188	o	{o}	---
	B	S	FA-FA	M	17.188	17.188	o	{o}	---

Ｘ方向正加力時　1 ﾌﾚｰﾑ　柱の部材種別

階名	軸名	構造	ﾗﾝｸ	ﾓｰﾄﾞ	P1	P2	P3	P4	P5
5F	C	S	FA-FA	M	16.000	16.000	o	{o}	---
4F	A	S	FA-FA	M	20.313	20.313	o	{o}	---
	B	S	FA-FA	M	20.313	20.313	o	{o}	---
	C	S	FA-FA	M	17.857	17.857	o	{o}	---
3F	A	S	FA-FA	M	20.313	20.313	o	{o}	---
	B	S	FA-FA	M	20.313	20.313	o	{o}	---
	C	S	FA-FA	M	17.857	17.857	o	{o}	---
2F	A	S	FA-FA	M	20.313	20.313	o	{o}	---
	B	S	FA-FA	M	20.313	20.313	o	{o}	---
	C	S	FA-FA	M	17.857	17.857	o	{o}	---
1F	A	S	FA-FA	M	20.313	20.313	o	{o}	---
	B	S	FA-FA	M	20.313	20.313	o	{o}	---
	C	S	FA-FA	M	17.857	17.857	o	{o}	---

Ｘ方向正加力時　2 ﾌﾚｰﾑ　梁の部材種別

層名	軸名1	軸名2	構造	ﾗﾝｸ	ﾓｰﾄﾞ	P1	P2	P3	P4	P5
14F	A	B	S	FA	M	44.737	7.000	o	o	{o}
	B	C	S	FA	M	45.667	7.500	o	o	{o}
13F	A	B	S	FA	M	44.737	7.000	o	o	{o}
	B	C	S	FA	M	45.667	7.500	o	o	{o}
12F	A	B	S	FA	M	44.737	7.000	o	o	{o}
	B	C	S	FA	M	45.667	7.500	o	o	{o}
11F	A	B	S	FA	M	44.000	5.469	o	o	{o}
	B	C	S	FA	M	45.667	7.500	o	o	{o}
10F	A	B	S	FA	M	44.000	5.469	o	o	{o}
	B	C	S	FA	M	45.667	7.500	o	o	{o}
9F	A	B	S	FA	M	44.000	5.469	o	o	{o}
	B	C	S	FA	M	45.667	7.500	o	o	{o}
8F	A	B	S	FA	M	44.000	5.469	o	o	{o}
	B	C	S	FA	M	50.154	6.250	o	o	{o}
7F	A	B	S	FA	M	44.000	5.469	o	o	{o}
	B	C	S	FA	M	50.154	6.250	o	o	{o}
6F	A	B	S	FA	M	44.000	5.469	o	o	{o}
	B	C	S	FA	M	50.154	6.250	o	o	{o}
5F	A	B	S	FA	M	43.579	4.861	o	o	{o}
	B	C	S	FA	M	44.737	7.000	o	o	{o}
4F	A	B	S	FA	M	43.579	4.861	o	o	{o}
	B	C	S	FA	M	44.737	7.000	o	o	{o}
3F	A	B	S	FA	M	43.579	4.861	o	o	{o}
	B	C	S	FA	M	44.737	7.000	o	o	{o}
2F	A	B	S	FA	M	43.579	4.861	o	o	{o}
	B	C	S	FA	M	44.737	7.000	o	o	{o}
1F	A	B	RC	FA	M	0.022	---	---	---	---
	B	C	RC	FA	M	0.013	---	---	---	---

Ｘ方向正加力時　2 ﾌﾚｰﾑ　柱の部材種別

階名	軸名	構造	ﾗﾝｸ	ﾓｰﾄﾞ	P1	P2	P3	P4	P5
13F	A	S	FA-FA	M	17.188	17.188	o	{o}	---
	B	S	FA-FA	M	17.188	17.188	o	{o}	---
	C	S	FA-FA	M	21.053	21.053	o	{o}	---
12F	A	S	FA-FA	M	17.188	17.188	o	{o}	---
	B	S	FA-FA	M	17.188	17.188	o	{o}	---
	C	S	FA-FA	M	21.053	21.053	o	{o}	---
11F	A	S	FA-FA	M	17.188	17.188	o	{o}	---
	B	S	FA-FA	M	17.188	17.188	o	{o}	---
	C	S	FA-FA	M	21.053	21.053	o	{o}	---
10F	A	S	FA-FA	M	17.188	17.188	o	{o}	---
	B	S	FA-FA	M	17.188	17.188	o	{o}	---
	C	S	FA-FA	M	21.053	21.053	o	{o}	---
9F	A	S	FA-FA	M	17.188	17.188	o	{o}	---
	B	S	FA-FA	M	17.188	17.188	o	{o}	---
	C	S	FA-FA	M	21.053	21.053	o	{o}	---
8F	A	S	FA-FA	M	17.188	17.188	o	{o}	---
	B	S	FA-FA	M	17.188	17.188	o	{o}	---

X方向正加力時　2 ﾌﾚｰﾑ　柱の部材種別

階名	軸名	構造	ﾗﾝｸ	ﾓｰﾄﾞ	P1	P2	P3	P4	P5
8F	C	S	FA-FA	M	21.053	21.053	o	{o}	---
7F	A	S	FA-FA	M	17.188	17.188	o	{o}	---
	B	S	FA-FA	M	17.188	17.188	o	{o}	---
	C	S	FA-FA	M	16.000	16.000	o	{o}	---
6F	A	S	FA-FA	M	17.188	17.188	o	{o}	---
	B	S	FA-FA	M	17.188	17.188	o	{o}	---
	C	S	FA-FA	M	16.000	16.000	o	{o}	---
5F	A	S	FA-FA	M	17.188	17.188	o	{o}	---
	B	S	FA-FA	M	17.188	17.188	o	{o}	---
	C	S	FA-FA	M	16.000	16.000	o	{o}	---
4F	A	S	FA-FA	M	20.313	20.313	o	{o}	---
	B	S	FA-FA	M	20.313	20.313	o	{o}	---
	C	S	FA-FA	M	17.857	17.857	o	{o}	---
3F	A	S	FA-FA	M	20.313	20.313	o	{o}	---
	B	S	FA-FA	M	20.313	20.313	o	{o}	---
	C	S	FA-FA	M	17.857	17.857	o	{o}	---
2F	A	S	FA-FA	M	20.313	20.313	o	{o}	---
	B	S	FA-FA	M	20.313	20.313	o	{o}	---
	C	S	FA-FA	M	17.857	17.857	o	{o}	---
1F	A	S	FA-FA	M	20.313	20.313	o	{o}	---
	B	S	FA-FA	M	20.313	20.313	o	{o}	---
	C	S	FA-FA	M	17.857	17.857	o	{o}	---

X方向正加力時　3 ﾌﾚｰﾑ　梁の部材種別

層名	軸名1	軸名2	構造	ﾗﾝｸ	ﾓｰﾄﾞ	P1	P2	P3	P4	P5
14F	A	B	S	FA	M	44.737	7.000	o	o	{o}
	B	C	S	FA	M	45.667	7.500	o	o	{o}
13F	A	B	S	FA	M	44.737	7.000	o	o	{o}
	B	C	S	FA	M	45.667	7.500	o	o	{o}
12F	A	B	S	FA	M	44.737	7.000	o	o	{o}
	B	C	S	FA	M	45.667	7.500	o	o	{o}
11F	A	B	S	FA	M	44.000	5.469	o	o	{o}
	B	C	S	FA	M	45.667	7.500	o	o	{o}
10F	A	B	S	FA	M	44.000	5.469	o	o	{o}
	B	C	S	FA	M	45.667	7.500	o	o	{o}
9F	A	B	S	FA	M	44.000	5.469	o	o	{o}
	B	C	S	FA	M	45.667	7.500	o	o	{o}
8F	A	B	S	FA	M	44.000	5.469	o	o	{o}
	B	C	S	FA	M	50.154	6.250	o	o	{o}
7F	A	B	S	FA	M	44.000	5.469	o	o	{o}
	B	C	S	FA	M	50.154	6.250	o	o	{o}
6F	A	B	S	FA	M	44.000	5.469	o	o	{o}
	B	C	S	FA	M	50.154	6.250	o	o	{o}
5F	A	B	S	FA	M	43.579	4.861	o	o	{o}
	B	C	S	FA	M	44.737	7.000	o	o	{o}
4F	A	B	S	FA	M	43.579	4.861	o	o	{o}
	B	C	S	FA	M	44.737	7.000	o	o	{o}
3F	A	B	S	FA	M	43.579	4.861	o	o	{o}
	B	C	S	FA	M	44.737	7.000	o	o	{o}
2F	A	B	S	FA	M	43.579	4.861	o	o	{o}
	B	C	S	FA	M	44.737	7.000	o	o	{o}
1F	A	B	RC	FA	M	0.022	---	---	---	---
	B	C	RC	FA	M	0.013	---	---	---	---

X方向正加力時　3 ﾌﾚｰﾑ　柱の部材種別

階名	軸名	構造	ﾗﾝｸ	ﾓｰﾄﾞ	P1	P2	P3	P4	P5
13F	A	S	FA-FA	M	17.188	17.188	o	{o}	---
	B	S	FA-FA	M	17.188	17.188	o	{o}	---
	C	S	FA-FA	M	21.053	21.053	o	{o}	---
12F	A	S	FA-FA	M	17.188	17.188	o	{o}	---
	B	S	FA-FA	M	17.188	17.188	o	{o}	---
	C	S	FA-FA	M	21.053	21.053	o	{o}	---
11F	A	S	FA-FA	M	17.188	17.188	o	{o}	---
	B	S	FA-FA	M	17.188	17.188	o	{o}	---

Ｘ方向正加力時　3 ﾌﾚｰﾑ　柱の部材種別

階名	軸名	構造	ﾗﾝｸ	ﾓｰﾄﾞ	P1	P2	P3	P4	P5
11F	C	S	FA-FA	M	21.053	21.053	o	{o}	---
10F	A	S	FA-FA	M	17.188	17.188	o	{o}	---
	B	S	FA-FA	M	17.188	17.188	o	{o}	---
	C	S	FA-FA	M	21.053	21.053	o	{o}	---
9F	A	S	FA-FA	M	17.188	17.188	o	{o}	---
	B	S	FA-FA	M	17.188	17.188	o	{o}	---
	C	S	FA-FA	M	21.053	21.053	o	{o}	---
8F	A	S	FA-FA	M	17.188	17.188	o	{o}	---
	B	S	FA-FA	M	17.188	17.188	o	{o}	---
	C	S	FA-FA	M	21.053	21.053	o	{o}	---
7F	A	S	FA-FA	M	17.188	17.188	o	{o}	---
	B	S	FA-FA	M	17.188	17.188	o	{o}	---
	C	S	FA-FA	M	16.000	16.000	o	{o}	---
6F	A	S	FA-FA	M	17.188	17.188	o	{o}	---
	B	S	FA-FA	M	17.188	17.188	o	{o}	---
	C	S	FA-FA	M	16.000	16.000	o	{o}	---
5F	A	S	FA-FA	M	17.188	17.188	o	{o}	---
	B	S	FA-FA	M	17.188	17.188	o	{o}	---
	C	S	FA-FA	M	16.000	16.000	o	{o}	---
4F	A	S	FA-FA	M	20.313	20.313	o	{o}	---
	B	S	FA-FA	M	20.313	20.313	o	{o}	---
	C	S	FA-FA	M	17.857	17.857	o	{o}	---
3F	A	S	FA-FA	M	20.313	20.313	o	{o}	---
	B	S	FA-FA	M	20.313	20.313	o	{o}	---
	C	S	FA-FA	M	17.857	17.857	o	{o}	---
2F	A	S	FA-FA	M	20.313	20.313	o	{o}	---
	B	S	FA-FA	M	20.313	20.313	o	{o}	---
	C	S	FA-FA	M	17.857	17.857	o	{o}	---
1F	A	S	FA-FA	M	20.313	20.313	o	{o}	---
	B	S	FA-FA	M	20.313	20.313	o	{o}	---
	C	S	FA-FA	M	17.857	17.857	o	{o}	---

Ｘ方向正加力時　4 ﾌﾚｰﾑ　梁の部材種別

層名	軸名1	軸名2	構造	ﾗﾝｸ	ﾓｰﾄﾞ	P1	P2	P3	P4	P5
14F	A	B	S	FA	M	44.737	7.000	o	o	{o}
	B	C	S	FA	M	45.667	7.500	o	o	{o}
13F	A	B	S	FA	M	44.737	7.000	o	o	{o}
	B	C	S	FA	M	45.667	7.500	o	o	{o}
12F	A	B	S	FA	M	44.737	7.000	o	o	{o}
	B	C	S	FA	M	45.667	7.500	o	o	{o}
11F	A	B	S	FA	M	44.000	5.469	o	o	{o}
	B	C	S	FA	M	45.667	7.500	o	o	{o}
10F	A	B	S	FA	M	44.000	5.469	o	o	{o}
	B	C	S	FA	M	45.667	7.500	o	o	{o}
9F	A	B	S	FA	M	44.000	5.469	o	o	{o}
	B	C	S	FA	M	45.667	7.500	o	o	{o}
8F	A	B	S	FA	M	44.000	5.469	o	o	{o}
	B	C	S	FA	M	50.154	6.250	o	o	{o}
7F	A	B	S	FA	M	44.000	5.469	o	o	{o}
	B	C	S	FA	M	50.154	6.250	o	o	{o}
6F	A	B	S	FA	M	44.000	5.469	o	o	{o}
	B	C	S	FA	M	50.154	6.250	o	o	{o}
5F	A	B	S	FA	M	43.579	4.861	o	o	{o}
	B	C	S	FA	M	44.737	7.000	o	o	{o}
4F	A	B	S	FA	M	43.579	4.861	o	o	{o}
	B	C	S	FA	M	44.737	7.000	o	o	{o}
3F	A	B	S	FA	M	43.579	4.861	o	o	{o}
	B	C	S	FA	M	44.737	7.000	o	o	{o}
2F	A	B	S	FA	M	43.579	4.861	o	o	{o}
	B	C	S	FA	M	44.737	7.000	o	o	{o}
1F	A	B	RC	FA	M	0.022	---	---	---	---
	B	C	RC	FA	M	0.013	---	---	---	---

X方向正加力時　4 ﾌﾚｰﾑ　柱の部材種別

階名	軸名	構造	ﾗﾝｸ	ﾓｰﾄﾞ	P1	P2	P3	P4	P5
13F	A	S	FA-FA	M	17.188	17.188	o	{o}	---
	B	S	FA-FA	M	17.188	17.188	o	{o}	---
	C	S	FA-FA	M	21.053	21.053	o	{o}	---
12F	A	S	FA-FA	M	17.188	17.188	o	{o}	---
	B	S	FA-FA	M	17.188	17.188	o	{o}	---
	C	S	FA-FA	M	21.053	21.053	o	{o}	---
11F	A	S	FA-FA	M	17.188	17.188	o	{o}	---
	B	S	FA-FA	M	17.188	17.188	o	{o}	---
	C	S	FA-FA	M	21.053	21.053	o	{o}	---
10F	A	S	FA-FA	M	17.188	17.188	o	{o}	---
	B	S	FA-FA	M	17.188	17.188	o	{o}	---
	C	S	FA-FA	M	21.053	21.053	o	{o}	---
9F	A	S	FA-FA	M	17.188	17.188	o	{o}	---
	B	S	FA-FA	M	17.188	17.188	o	{o}	---
	C	S	FA-FA	M	21.053	21.053	o	{o}	---
8F	A	S	FA-FA	M	17.188	17.188	o	{o}	---
	B	S	FA-FA	M	17.188	17.188	o	{o}	---
	C	S	FA-FA	M	21.053	21.053	o	{o}	---
7F	A	S	FA-FA	M	17.188	17.188	o	{o}	---
	B	S	FA-FA	M	17.188	17.188	o	{o}	---
	C	S	FA-FA	M	16.000	16.000	o	{o}	---
6F	A	S	FA-FA	M	17.188	17.188	o	{o}	---
	B	S	FA-FA	M	17.188	17.188	o	{o}	---
	C	S	FA-FA	M	16.000	16.000	o	{o}	---
5F	A	S	FA-FA	M	17.188	17.188	o	{o}	---
	B	S	FA-FA	M	17.188	17.188	o	{o}	---
	C	S	FA-FA	M	16.000	16.000	o	{o}	---
4F	A	S	FA-FA	M	20.313	20.313	o	{o}	---
	B	S	FA-FA	M	20.313	20.313	o	{o}	---
	C	S	FA-FA	M	17.857	17.857	o	{o}	---
3F	A	S	FA-FA	M	20.313	20.313	o	{o}	---
	B	S	FA-FA	M	20.313	20.313	o	{o}	---
	C	S	FA-FA	M	17.857	17.857	o	{o}	---
2F	A	S	FA-FA	M	20.313	20.313	o	{o}	---
	B	S	FA-FA	M	20.313	20.313	o	{o}	---
	C	S	FA-FA	M	17.857	17.857	o	{o}	---
1F	A	S	FA-FA	M	20.313	20.313	o	{o}	---
	B	S	FA-FA	M	20.313	20.313	o	{o}	---
	C	S	FA-FA	M	17.857	17.857	o	{o}	---

X方向正加力時　5 ﾌﾚｰﾑ　梁の部材種別

層名	軸名1	軸名2	構造	ﾗﾝｸ	ﾓｰﾄﾞ	P1	P2	P3	P4	P5
14F	A	B	S	FA	M	44.737	7.000	o	o	{o}
	B	C	S	FA	M	45.667	7.500	o	o	{o}
13F	A	B	S	FA	M	44.737	7.000	o	o	{o}
	B	C	S	FA	M	45.667	7.500	o	o	{o}
12F	A	B	S	FA	M	44.737	7.000	o	o	{o}
	B	C	S	FA	M	45.667	7.500	o	o	{o}
11F	A	B	S	FA	M	44.000	5.469	o	o	{o}
	B	C	S	FA	M	45.667	7.500	o	o	{o}
10F	A	B	S	FA	M	44.000	5.469	o	o	{o}
	B	C	S	FA	M	45.667	7.500	o	o	{o}
9F	A	B	S	FA	M	44.000	5.469	o	o	{o}
	B	C	S	FA	M	45.667	7.500	o	o	{o}
8F	A	B	S	FA	M	44.000	5.469	o	o	{o}
	B	C	S	FA	M	50.154	6.250	o	o	{o}
7F	A	B	S	FA	M	44.000	5.469	o	o	{o}
	B	C	S	FA	M	50.154	6.250	o	o	{o}
6F	A	B	S	FA	M	44.000	5.469	o	o	{o}
	B	C	S	FA	M	50.154	6.250	o	o	{o}
5F	A	B	S	FA	M	43.579	4.861	o	o	{o}
	B	C	S	FA	M	44.737	7.000	o	o	{o}
4F	A	B	S	FA	M	43.579	4.861	o	o	{o}
	B	C	S	FA	M	44.737	7.000	o	o	{o}
3F	A	B	S	FA	M	43.579	4.861	o	o	{o}

X方向正加力時　5 ﾌﾚｰﾑ　梁の部材種別

層名	軸名1	軸名2	構造	ﾗﾝｸ	ﾓｰﾄﾞ	P1	P2	P3	P4	P5
3F	B	C	S	FA	M	44.737	7.000	o	o	{o}
2F	A	B	S	FA	M	43.579	4.861	o	o	{o}
	B	C	S	FA	M	44.737	7.000	o	o	{o}
1F	A	B	RC	FA	M	0.022	---	---	---	---
	B	C	RC	FA	M	0.014	---	---	---	---

X方向正加力時　5 ﾌﾚｰﾑ　柱の部材種別

階名	軸名	構造	ﾗﾝｸ	ﾓｰﾄﾞ	P1	P2	P3	P4	P5
13F	A	S	FA-FA	M	17.188	17.188	o	{o}	---
	B	S	FA-FA	M	17.188	17.188	o	{o}	---
	C	S	FA-FA	M	21.053	21.053	o	{o}	---
12F	A	S	FA-FA	M	17.188	17.188	o	{o}	---
	B	S	FA-FA	M	17.188	17.188	o	{o}	---
	C	S	FA-FA	M	21.053	21.053	o	{o}	---
11F	A	S	FA-FA	M	17.188	17.188	o	{o}	---
	B	S	FA-FA	M	17.188	17.188	o	{o}	---
	C	S	FA-FA	M	21.053	21.053	o	{o}	---
10F	A	S	FA-FA	M	17.188	17.188	o	{o}	---
	B	S	FA-FA	M	17.188	17.188	o	{o}	---
	C	S	FA-FA	M	21.053	21.053	o	{o}	---
9F	A	S	FA-FA	M	17.188	17.188	o	{o}	---
	B	S	FA-FA	M	17.188	17.188	o	{o}	---
	C	S	FA-FA	M	21.053	21.053	o	{o}	---
8F	A	S	FA-FA	M	17.188	17.188	o	{o}	---
	B	S	FA-FA	M	17.188	17.188	o	{o}	---
	C	S	FA-FA	M	21.053	21.053	o	{o}	---
7F	A	S	FA-FA	M	17.188	17.188	o	{o}	---
	B	S	FA-FA	M	17.188	17.188	o	{o}	---
	C	S	FA-FA	M	16.000	16.000	o	{o}	---
6F	A	S	FA-FA	M	17.188	17.188	o	{o}	---
	B	S	FA-FA	M	17.188	17.188	o	{o}	---
	C	S	FA-FA	M	16.000	16.000	o	{o}	---
5F	A	S	FA-FA	M	17.188	17.188	o	{o}	---
	B	S	FA-FA	M	17.188	17.188	o	{o}	---
	C	S	FA-FA	M	16.000	16.000	o	{o}	---
4F	A	S	FA-FA	M	20.313	20.313	o	{o}	---
	B	S	FA-FA	M	20.313	20.313	o	{o}	---
	C	S	FA-FA	M	17.857	17.857	o	{o}	---
3F	A	S	FA-FA	M	20.313	20.313	o	{o}	---
	B	S	FA-FA	M	20.313	20.313	o	{o}	---
	C	S	FA-FA	M	17.857	17.857	o	{o}	---
2F	A	S	FA-FA	M	20.313	20.313	o	{o}	---
	B	S	FA-FA	M	20.313	20.313	o	{o}	---
	C	S	FA-FA	M	17.857	17.857	o	{o}	---
1F	A	S	FA-FA	M	20.313	20.313	o	{o}	---
	B	S	FA-FA	M	20.313	20.313	o	{o}	---
	C	S	FA-FA	M	17.857	17.857	o	{o}	---

X方向正加力時　6 ﾌﾚｰﾑ　梁の部材種別

層名	軸名1	軸名2	構造	ﾗﾝｸ	ﾓｰﾄﾞ	P1	P2	P3	P4	P5
14F	A	B	S	FA	M	44.737	7.000	o	o	{o}
	B	C	S	FA	M	45.667	7.500	o	o	{o}
13F	A	B	S	FA	M	44.737	7.000	o	o	{o}
	B	C	S	FA	M	45.667	7.500	o	o	{o}
12F	A	B	S	FA	M	44.737	7.000	o	o	{o}
	B	C	S	FA	M	45.667	7.500	o	o	{o}
11F	A	B	S	FA	M	44.737	7.000	o	o	{o}
	B	C	S	FA	M	45.667	7.500	o	o	{o}
10F	A	B	S	FA	M	44.737	7.000	o	o	{o}
	B	C	S	FA	M	45.667	7.500	o	o	{o}
9F	A	B	S	FA	M	44.737	7.000	o	o	{o}
	B	C	S	FA	M	45.667	7.500	o	o	{o}
8F	A	B	S	FA	M	44.737	7.000	o	o	{o}
	B	C	S	FA	M	45.667	7.500	o	o	{o}

X方向正加力時　6 ﾌﾚｰﾑ　梁の部材種別

層名	軸名1	軸名2	構造	ﾗﾝｸ	ﾓｰﾄﾞ	P1	P2	P3	P4	P5
7F	A	B	S	FA	M	44.737	7.000	o	o	{o}
	B	C	S	FA	M	45.667	7.500	o	o	{o}
6F	A	B	S	FA	M	44.737	7.000	o	o	{o}
	B	C	S	FA	M	45.667	7.500	o	o	{o}
5F	A	B	S	FA	M	44.737	7.000	o	o	{o}
	B	C	S	FA	M	45.667	7.500	o	o	{o}
4F	A	B	S	FA	M	44.737	7.000	o	o	{o}
	B	C	S	FA	M	45.667	7.500	o	o	{o}
3F	A	B	S	FA	M	44.737	7.000	o	o	{o}
	B	C	S	FA	M	45.667	7.500	o	o	{o}
2F	A	B	S	FA	M	44.737	7.000	o	o	{o}
	B	C	S	FA	M	45.667	7.500	o	o	{o}
1F	A	B	RC	FA	M	0.016	---	---	---	---
	B	C	RC	FA	M	0.011	---	---	---	---

X方向正加力時　6 ﾌﾚｰﾑ　柱の部材種別

階名	軸名	構造	ﾗﾝｸ	ﾓｰﾄﾞ	P1	P2	P3	P4	P5
13F	A	S	FA-FA	M	17.188	17.188	o	{o}	---
	B	S	FA-FA	M	17.188	17.188	o	{o}	---
	C	S	FA-FA	M	21.053	21.053	o	{o}	---
12F	A	S	FA-FA	M	17.188	17.188	o	{o}	---
	B	S	FA-FA	M	17.188	17.188	o	{o}	---
	C	S	FA-FA	M	21.053	21.053	o	{o}	---
11F	A	S	FA-FA	M	17.188	17.188	o	{o}	---
	B	S	FA-FA	M	17.188	17.188	o	{o}	---
	C	S	FA-FA	M	21.053	21.053	o	{o}	---
10F	A	S	FA-FA	M	17.188	17.188	o	{o}	---
	B	S	FA-FA	M	17.188	17.188	o	{o}	---
	C	S	FA-FA	M	21.053	21.053	o	{o}	---
9F	A	S	FA-FA	M	17.188	17.188	o	{o}	---
	B	S	FA-FA	M	17.188	17.188	o	{o}	---
	C	S	FA-FA	M	21.053	21.053	o	{o}	---
8F	A	S	FA-FA	M	17.188	17.188	o	{o}	---
	B	S	FA-FA	M	17.188	17.188	o	{o}	---
	C	S	FA-FA	M	21.053	21.053	o	{o}	---
7F	A	S	FA-FA	M	17.188	17.188	o	{o}	---
	B	S	FA-FA	M	17.188	17.188	o	{o}	---
	C	S	FA-FA	M	16.000	16.000	o	{o}	---
6F	A	S	FA-FA	M	17.188	17.188	o	{o}	---
	B	S	FA-FA	M	17.188	17.188	o	{o}	---
	C	S	FA-FA	M	16.000	16.000	o	{o}	---
5F	A	S	FA-FA	M	17.188	17.188	o	{o}	---
	B	S	FA-FA	M	17.188	17.188	o	{o}	---
	C	S	FA-FA	M	16.000	16.000	o	{o}	---
4F	A	S	FA-FA	M	20.313	20.313	o	{o}	---
	B	S	FA-FA	M	20.313	20.313	o	{o}	---
	C	S	FA-FA	M	17.857	17.857	o	{o}	---
3F	A	S	FA-FA	M	20.313	20.313	o	{o}	---
	B	S	FA-FA	M	20.313	20.313	o	{o}	---
	C	S	FA-FA	M	17.857	17.857	o	{o}	---
2F	A	S	FA-FA	M	20.313	20.313	o	{o}	---
	B	S	FA-FA	M	20.313	20.313	o	{o}	---
	C	S	FA-FA	M	17.857	17.857	o	{o}	---
1F	A	S	FA-FA	M	20.313	20.313	o	{o}	---
	B	S	FA-FA	M	20.313	20.313	o	{o}	---
	C	S	FA-FA	M	17.857	17.857	o	{o}	---

X方向負加力時　A ﾌﾚｰﾑ　梁の部材種別

層名	軸名1	軸名2	構造	ﾗﾝｸ	ﾓｰﾄﾞ	P1	P2	P3	P4	P5
14F	1	2	S	FA	M	46.889	4.441	o	o	{o}
	2	3	S	FA	M	45.667	7.500	o	o	{o}
	3	4	S	FA	M	45.667	7.500	o	o	{o}
	4	5	S	FA	M	45.667	7.500	o	o	{o}
	5	6	S	FA	M	46.889	4.441	o	o	{o}

X方向負加力時　A ﾌﾚｰﾑ　梁の部材種別

層名	軸名1	軸名2	構造	ﾗﾝｸ	ﾓｰﾄﾞ	P1	P2	P3	P4	P5
13F	1	2	S	FA	M	46.889	4.441	o	o	{o}
	2	3	S	FA	M	45.667	7.500	o	o	{o}
	3	4	S	FA	M	45.667	7.500	o	o	{o}
	4	5	S	FA	M	45.667	7.500	o	o	{o}
	5	6	S	FA	M	46.889	4.441	o	o	{o}
12F	1	2	S	FA	M	46.889	4.441	o	o	{o}
	2	3	S	FA	M	45.667	7.500	o	o	{o}
	3	4	S	FA	M	45.667	7.500	o	o	{o}
	4	5	S	FA	M	45.667	7.500	o	o	{o}
	5	6	S	FA	M	46.889	4.441	o	o	{o}
11F	1	2	S	FA	M	46.889	4.441	o	o	{o}
	2	3	S	FA	M	50.154	6.250	o	o	{o}
	3	4	S	FA	M	50.154	6.250	o	o	{o}
	4	5	S	FA	M	50.154	6.250	o	o	{o}
	5	6	S	FA	M	46.889	4.441	o	o	{o}
10F	1	2	S	FA	M	46.889	4.441	o	o	{o}
	2	3	S	FA	M	50.154	6.250	o	o	{o}
	3	4	S	FA	M	50.154	6.250	o	o	{o}
	4	5	S	FA	M	50.154	6.250	o	o	{o}
	5	6	S	FA	M	46.889	4.441	o	o	{o}
9F	1	2	S	FA	M	46.889	4.441	o	o	{o}
	2	3	S	FA	M	50.154	6.250	o	o	{o}
	3	4	S	FA	M	50.154	6.250	o	o	{o}
	4	5	S	FA	M	50.154	6.250	o	o	{o}
	5	6	S	FA	M	46.889	4.441	o	o	{o}
8F	1	2	S	FA	M	46.889	4.441	o	o	{o}
	2	3	S	FA	M	50.154	6.250	o	o	{o}
	3	4	S	FA	M	50.154	6.250	o	o	{o}
	4	5	S	FA	M	50.154	6.250	o	o	{o}
	5	6	S	FA	M	46.889	4.441	o	o	{o}
7F	1	2	S	FA	M	46.889	4.441	o	o	{o}
	2	3	S	FA	M	50.154	6.250	o	o	{o}
	3	4	S	FA	M	50.154	6.250	o	o	{o}
	4	5	S	FA	M	50.154	6.250	o	o	{o}
	5	6	S	FA	M	46.889	4.441	o	o	{o}
6F	1	2	S	FA	M	46.889	4.441	o	o	{o}
	2	3	S	FA	M	50.154	6.250	o	o	{o}
	3	4	S	FA	M	50.154	6.250	o	o	{o}
	4	5	S	FA	M	50.154	6.250	o	o	{o}
	5	6	S	FA	M	46.889	4.441	o	o	{o}
5F	1	2	S	FA	M	46.889	4.441	o	o	{o}
	2	3	S	FA	M	50.154	6.250	o	o	{o}
	3	4	S	FA	M	50.154	6.250	o	o	{o}
	4	5	S	FA	M	50.154	6.250	o	o	{o}
	5	6	S	FA	M	46.889	4.441	o	o	{o}
4F	1	2	S	FA	M	46.889	4.441	o	o	{o}
	2	3	S	FA	M	50.154	6.250	o	o	{o}
	3	4	S	FA	M	50.154	6.250	o	o	{o}
	4	5	S	FA	M	50.154	6.250	o	o	{o}
	5	6	S	FA	M	46.889	4.441	o	o	{o}
3F	1	2	S	FA	M	46.889	4.441	o	o	{o}
	2	3	S	FA	M	50.154	6.250	o	o	{o}
	3	4	S	FA	M	50.154	6.250	o	o	{o}
	4	5	S	FA	M	50.154	6.250	o	o	{o}
	5	6	S	FA	M	46.889	4.441	o	o	{o}
2F	1	2	S	FA	M	46.889	4.441	o	o	{o}
	2	3	S	FA	M	50.154	6.250	o	o	{o}
	3	4	S	FA	M	50.154	6.250	o	o	{o}
	4	5	S	FA	M	50.154	6.250	o	o	{o}
	5	6	S	FA	M	46.889	4.441	o	o	{o}
1F	1	2	RC	FA	M	0.040	---	---	---	---
	2	3	RC	FA	M	0.037	---	---	---	---
	3	4	RC	FA	M	0.035	---	---	---	---
	4	5	RC	FA	M	0.033	---	---	---	---
	5	6	RC	FA	M	0.049	---	---	---	---

X方向負加力時　A ﾌﾚｰﾑ　柱の部材種別

階名	軸名	構造	ﾗﾝｸ	ﾓｰﾄﾞ	P1	P2	P3	P4	P5
13F	1	S	FA-FA	M	17.188	17.188	o	{o}	---
	2	S	FA-FA	M	17.188	17.188	o	{o}	---
	3	S	FA-FA	M	17.188	17.188	o	{o}	---
	4	S	FA-FA	M	17.188	17.188	o	{o}	---
	5	S	FA-FA	M	17.188	17.188	o	{o}	---
	6	S	FA-FA	M	17.188	17.188	o	{o}	---
12F	1	S	FA-FA	M	17.188	17.188	o	{o}	---
	2	S	FA-FA	M	17.188	17.188	o	{o}	---
	3	S	FA-FA	M	17.188	17.188	o	{o}	---
	4	S	FA-FA	M	17.188	17.188	o	{o}	---
	5	S	FA-FA	M	17.188	17.188	o	{o}	---
	6	S	FA-FA	M	17.188	17.188	o	{o}	---
11F	1	S	FA-FA	M	17.188	17.188	o	{o}	---
	2	S	FA-FA	M	17.188	17.188	o	{o}	---
	3	S	FA-FA	M	17.188	17.188	o	{o}	---
	4	S	FA-FA	M	17.188	17.188	o	{o}	---
	5	S	FA-FA	M	17.188	17.188	o	{o}	---
	6	S	FA-FA	M	17.188	17.188	o	{o}	---
10F	1	S	FA-FA	M	17.188	17.188	o	{o}	---
	2	S	FA-FA	M	17.188	17.188	o	{o}	---
	3	S	FA-FA	M	17.188	17.188	o	{o}	---
	4	S	FA-FA	M	17.188	17.188	o	{o}	---
	5	S	FA-FA	M	17.188	17.188	o	{o}	---
	6	S	FA-FA	M	17.188	17.188	o	{o}	---
9F	1	S	FA-FA	M	17.188	17.188	o	{o}	---
	2	S	FA-FA	M	17.188	17.188	o	{o}	---
	3	S	FA-FA	M	17.188	17.188	o	{o}	---
	4	S	FA-FA	M	17.188	17.188	o	{o}	---
	5	S	FA-FA	M	17.188	17.188	o	{o}	---
	6	S	FA-FA	M	17.188	17.188	o	{o}	---
8F	1	S	FA-FA	M	17.188	17.188	o	{o}	---
	2	S	FA-FA	M	17.188	17.188	o	{o}	---
	3	S	FA-FA	M	17.188	17.188	o	{o}	---
	4	S	FA-FA	M	17.188	17.188	o	{o}	---
	5	S	FA-FA	M	17.188	17.188	o	{o}	---
	6	S	FA-FA	M	17.188	17.188	o	{o}	---
7F	1	S	FA-FA	M	17.188	17.188	o	{o}	---
	2	S	FA-FA	M	17.188	17.188	o	{o}	---
	3	S	FA-FA	M	17.188	17.188	o	{o}	---
	4	S	FA-FA	M	17.188	17.188	o	{o}	---
	5	S	FA-FA	M	17.188	17.188	o	{o}	---
	6	S	FA-FA	M	17.188	17.188	o	{o}	---
6F	1	S	FA-FA	M	17.188	17.188	o	{o}	---
	2	S	FA-FA	M	17.188	17.188	o	{o}	---
	3	S	FA-FA	M	17.188	17.188	o	{o}	---
	4	S	FA-FA	M	17.188	17.188	o	{o}	---
	5	S	FA-FA	M	17.188	17.188	o	{o}	---
	6	S	FA-FA	M	17.188	17.188	o	{o}	---
5F	1	S	FA-FA	M	17.188	17.188	o	{o}	---
	2	S	FA-FA	M	17.188	17.188	o	{o}	---
	3	S	FA-FA	M	17.188	17.188	o	{o}	---
	4	S	FA-FA	M	17.188	17.188	o	{o}	---
	5	S	FA-FA	M	17.188	17.188	o	{o}	---
	6	S	FA-FA	M	17.188	17.188	o	{o}	---
4F	1	S	FA-FA	M	20.313	20.313	o	{o}	---
	2	S	FA-FA	M	20.313	20.313	o	{o}	---
	3	S	FA-FA	M	20.313	20.313	o	{o}	---
	4	S	FA-FA	M	20.313	20.313	o	{o}	---
	5	S	FA-FA	M	20.313	20.313	o	{o}	---
	6	S	FA-FA	M	20.313	20.313	o	{o}	---
3F	1	S	FA-FA	M	20.313	20.313	o	{o}	---
	2	S	FA-FA	M	20.313	20.313	o	{o}	---
	3	S	FA-FA	M	20.313	20.313	o	{o}	---
	4	S	FA-FA	M	20.313	20.313	o	{o}	---
	5	S	FA-FA	M	20.313	20.313	o	{o}	---

Ｘ方向負加力時　A ﾌﾚｰﾑ　柱の部材種別

階名	軸名	構造	ﾗﾝｸ	ﾓｰﾄﾞ	P1	P2	P3	P4	P5
3F	6	S	FA-FA	M	20.313	20.313	o	{o}	---
2F	1	S	FA-FA	M	20.313	20.313	o	{o}	---
	2	S	FA-FA	M	20.313	20.313	o	{o}	---
	3	S	FA-FA	M	20.313	20.313	o	{o}	---
	4	S	FA-FA	M	20.313	20.313	o	{o}	---
	5	S	FA-FA	M	20.313	20.313	o	{o}	---
	6	S	FA-FA	M	20.313	20.313	o	{o}	---
1F	1	S	FA-FA	M	20.313	20.313	o	{o}	---
	2	S	FA-FA	M	20.313	20.313	o	{o}	---
	3	S	FA-FA	M	20.313	20.313	o	{o}	---
	4	S	FA-FA	M	20.313	20.313	o	{o}	---
	5	S	FA-FA	M	20.313	20.313	o	{o}	---
	6	S	FA-FA	M	20.313	20.313	o	{o}	---

Ｘ方向負加力時　B ﾌﾚｰﾑ　梁の部材種別

層名	軸名1	軸名2	構造	ﾗﾝｸ	ﾓｰﾄﾞ	P1	P2	P3	P4	P5
14F	1	2	S	FA	M	46.889	4.441	o	o	{o}
	2	3	S	FA	M	45.667	7.500	o	o	{o}
	3	4	S	FA	M	45.667	7.500	o	o	{o}
	4	5	S	FA	M	45.667	7.500	o	o	{o}
	5	6	S	FA	M	46.889	4.441	o	o	{o}
13F	1	2	S	FA	M	46.889	4.441	o	o	{o}
	2	3	S	FA	M	45.667	7.500	o	o	{o}
	3	4	S	FA	M	45.667	7.500	o	o	{o}
	4	5	S	FA	M	45.667	7.500	o	o	{o}
	5	6	S	FA	M	46.889	4.441	o	o	{o}
12F	1	2	S	FA	M	46.889	4.441	o	o	{o}
	2	3	S	FA	M	45.667	7.500	o	o	{o}
	3	4	S	FA	M	45.667	7.500	o	o	{o}
	4	5	S	FA	M	45.667	7.500	o	o	{o}
	5	6	S	FA	M	46.889	4.441	o	o	{o}
11F	1	2	S	FA	M	46.889	4.441	o	o	{o}
	2	3	S	FA	M	50.154	6.250	o	o	{o}
	3	4	S	FA	M	50.154	6.250	o	o	{o}
	4	5	S	FA	M	50.154	6.250	o	o	{o}
	5	6	S	FA	M	46.889	4.441	o	o	{o}
10F	1	2	S	FA	M	46.889	4.441	o	o	{o}
	2	3	S	FA	M	50.154	6.250	o	o	{o}
	3	4	S	FA	M	50.154	6.250	o	o	{o}
	4	5	S	FA	M	50.154	6.250	o	o	{o}
	5	6	S	FA	M	46.889	4.441	o	o	{o}
9F	1	2	S	FA	M	46.889	4.441	o	o	{o}
	2	3	S	FA	M	50.154	6.250	o	o	{o}
	3	4	S	FA	M	50.154	6.250	o	o	{o}
	4	5	S	FA	M	50.154	6.250	o	o	{o}
	5	6	S	FA	M	46.889	4.441	o	o	{o}
8F	1	2	S	FA	M	46.889	4.441	o	o	{o}
	2	3	S	FA	M	50.154	6.250	o	o	{o}
	3	4	S	FA	M	50.154	6.250	o	o	{o}
	4	5	S	FA	M	50.154	6.250	o	o	{o}
	5	6	S	FA	M	46.889	4.441	o	o	{o}
7F	1	2	S	FA	M	46.889	4.441	o	o	{o}
	2	3	S	FA	M	50.154	6.250	o	o	{o}
	3	4	S	FA	M	50.154	6.250	o	o	{o}
	4	5	S	FA	M	50.154	6.250	o	o	{o}
	5	6	S	FA	M	46.889	4.441	o	o	{o}
6F	1	2	S	FA	M	46.889	4.441	o	o	{o}
	2	3	S	FA	M	50.154	6.250	o	o	{o}
	3	4	S	FA	M	50.154	6.250	o	o	{o}
	4	5	S	FA	M	50.154	6.250	o	o	{o}
	5	6	S	FA	M	46.889	4.441	o	o	{o}
5F	1	2	S	FA	M	46.889	4.441	o	o	{o}
	2	3	S	FA	M	50.154	6.250	o	o	{o}
	3	4	S	FA	M	50.154	6.250	o	o	{o}
	4	5	S	FA	M	50.154	6.250	o	o	{o}

X方向負加力時　B ﾌﾚｰﾑ　梁の部材種別

層名	軸名1	軸名2	構造	ﾗﾝｸ	ﾓｰﾄﾞ	P1	P2	P3	P4	P5
5F	5	6	S	FA	M	46.889	4.441	o	o	{o}
4F	1	2	S	FA	M	46.889	4.441	o	o	{o}
	2	3	S	FA	M	50.154	6.250	o	o	{o}
	3	4	S	FA	M	50.154	6.250	o	o	{o}
	4	5	S	FA	M	50.154	6.250	o	o	{o}
	5	6	S	FA	M	46.889	4.441	o	o	{o}
3F	1	2	S	FA	M	46.889	4.441	o	o	{o}
	2	3	S	FA	M	50.154	6.250	o	o	{o}
	3	4	S	FA	M	50.154	6.250	o	o	{o}
	4	5	S	FA	M	50.154	6.250	o	o	{o}
	5	6	S	FA	M	46.889	4.441	o	o	{o}
2F	1	2	S	FA	M	46.889	4.441	o	o	{o}
	2	3	S	FA	M	50.154	6.250	o	o	{o}
	3	4	S	FA	M	50.154	6.250	o	o	{o}
	4	5	S	FA	M	50.154	6.250	o	o	{o}
	5	6	S	FA	M	46.889	4.441	o	o	{o}
1F	1	2	RC	FA	M	0.041	---	---	---	---
	2	3	RC	FA	M	0.036	---	---	---	---
	3	4	RC	FA	M	0.035	---	---	---	---
	4	5	RC	FA	M	0.033	---	---	---	---
	5	6	RC	FA	M	0.051	---	---	---	---

X方向負加力時　B ﾌﾚｰﾑ　柱の部材種別

階名	軸名	構造	ﾗﾝｸ	ﾓｰﾄﾞ	P1	P2	P3	P4	P5
13F	1	S	FA-FA	M	17.188	17.188	o	{o}	---
	2	S	FA-FA	M	17.188	17.188	o	{o}	---
	3	S	FA-FA	M	17.188	17.188	o	{o}	---
	4	S	FA-FA	M	17.188	17.188	o	{o}	---
	5	S	FA-FA	M	17.188	17.188	o	{o}	---
	6	S	FA-FA	M	17.188	17.188	o	{o}	---
12F	1	S	FA-FA	M	17.188	17.188	o	{o}	---
	2	S	FA-FA	M	17.188	17.188	o	{o}	---
	3	S	FA-FA	M	17.188	17.188	o	{o}	---
	4	S	FA-FA	M	17.188	17.188	o	{o}	---
	5	S	FA-FA	M	17.188	17.188	o	{o}	---
	6	S	FA-FA	M	17.188	17.188	o	{o}	---
11F	1	S	FA-FA	M	17.188	17.188	o	{o}	---
	2	S	FA-FA	M	17.188	17.188	o	{o}	---
	3	S	FA-FA	M	17.188	17.188	o	{o}	---
	4	S	FA-FA	M	17.188	17.188	o	{o}	---
	5	S	FA-FA	M	17.188	17.188	o	{o}	---
	6	S	FA-FA	M	17.188	17.188	o	{o}	---
10F	1	S	FA-FA	M	17.188	17.188	o	{o}	---
	2	S	FA-FA	M	17.188	17.188	o	{o}	---
	3	S	FA-FA	M	17.188	17.188	o	{o}	---
	4	S	FA-FA	M	17.188	17.188	o	{o}	---
	5	S	FA-FA	M	17.188	17.188	o	{o}	---
	6	S	FA-FA	M	17.188	17.188	o	{o}	---
9F	1	S	FA-FA	M	17.188	17.188	o	{o}	---
	2	S	FA-FA	M	17.188	17.188	o	{o}	---
	3	S	FA-FA	M	17.188	17.188	o	{o}	---
	4	S	FA-FA	M	17.188	17.188	o	{o}	---
	5	S	FA-FA	M	17.188	17.188	o	{o}	---
	6	S	FA-FA	M	17.188	17.188	o	{o}	---
8F	1	S	FA-FA	M	17.188	17.188	o	{o}	---
	2	S	FA-FA	M	17.188	17.188	o	{o}	---
	3	S	FA-FA	M	17.188	17.188	o	{o}	---
	4	S	FA-FA	M	17.188	17.188	o	{o}	---
	5	S	FA-FA	M	17.188	17.188	o	{o}	---
	6	S	FA-FA	M	17.188	17.188	o	{o}	---
7F	1	S	FA-FA	M	17.188	17.188	o	{o}	---
	2	S	FA-FA	M	17.188	17.188	o	{o}	---
	3	S	FA-FA	M	17.188	17.188	o	{o}	---
	4	S	FA-FA	M	17.188	17.188	o	{o}	---
	5	S	FA-FA	M	17.188	17.188	o	{o}	---

X方向負加力時　B ﾌﾚｰﾑ　柱の部材種別

階名	軸名	構造	ﾗﾝｸ	ﾓｰﾄﾞ	P1	P2	P3	P4	P5
7F	6	S	FA-FA	M	17.188	17.188	o	{o}	---
6F	1	S	FA-FA	M	17.188	17.188	o	{o}	---
	2	S	FA-FA	M	17.188	17.188	o	{o}	---
	3	S	FA-FA	M	17.188	17.188	o	{o}	---
	4	S	FA-FA	M	17.188	17.188	o	{o}	---
	5	S	FA-FA	M	17.188	17.188	o	{o}	---
	6	S	FA-FA	M	17.188	17.188	o	{o}	---
5F	1	S	FA-FA	M	17.188	17.188	o	{o}	---
	2	S	FA-FA	M	17.188	17.188	o	{o}	---
	3	S	FA-FA	M	17.188	17.188	o	{o}	---
	4	S	FA-FA	M	17.188	17.188	o	{o}	---
	5	S	FA-FA	M	17.188	17.188	o	{o}	---
	6	S	FA-FA	M	17.188	17.188	o	{o}	---
4F	1	S	FA-FA	M	20.313	20.313	o	{o}	---
	2	S	FA-FA	M	20.313	20.313	o	{o}	---
	3	S	FA-FA	M	20.313	20.313	o	{o}	---
	4	S	FA-FA	M	20.313	20.313	o	{o}	---
	5	S	FA-FA	M	20.313	20.313	o	{o}	---
	6	S	FA-FA	M	20.313	20.313	o	{o}	---
3F	1	S	FA-FA	M	20.313	20.313	o	{o}	---
	2	S	FA-FA	M	20.313	20.313	o	{o}	---
	3	S	FA-FA	M	20.313	20.313	o	{o}	---
	4	S	FA-FA	M	20.313	20.313	o	{o}	---
	5	S	FA-FA	M	20.313	20.313	o	{o}	---
	6	S	FA-FA	M	20.313	20.313	o	{o}	---
2F	1	S	FA-FA	M	20.313	20.313	o	{o}	---
	2	S	FA-FA	M	20.313	20.313	o	{o}	---
	3	S	FA-FA	M	20.313	20.313	o	{o}	---
	4	S	FA-FA	M	20.313	20.313	o	{o}	---
	5	S	FA-FA	M	20.313	20.313	o	{o}	---
	6	S	FA-FA	M	20.313	20.313	o	{o}	---
1F	1	S	FA-FA	M	20.313	20.313	o	{o}	---
	2	S	FA-FA	M	20.313	20.313	o	{o}	---
	3	S	FA-FA	M	20.313	20.313	o	{o}	---
	4	S	FA-FA	M	20.313	20.313	o	{o}	---
	5	S	FA-FA	M	20.313	20.313	o	{o}	---
	6	S	FA-FA	M	20.313	20.313	o	{o}	---

X方向負加力時　C ﾌﾚｰﾑ　梁の部材種別

層名	軸名1	軸名2	構造	ﾗﾝｸ	ﾓｰﾄﾞ	P1	P2	P3	P4	P5
14F	1	2	S	FA	M	41.091	8.333	o	o	{o}
	2	3	S	FA	M	41.091	8.333	o	o	{o}
	3	4	S	FA	M	41.091	8.333	o	o	{o}
	4	5	S	FA	M	41.091	8.333	o	o	{o}
	5	6	S	FA	M	41.091	8.333	o	o	{o}
13F	1	2	S	FA	M	41.091	8.333	o	o	{o}
	2	3	S	FA	M	41.091	8.333	o	o	{o}
	3	4	S	FA	M	41.091	8.333	o	o	{o}
	4	5	S	FA	M	41.091	8.333	o	o	{o}
	5	6	S	FA	M	41.091	8.333	o	o	{o}
12F	1	2	S	FA	M	41.091	8.333	o	o	{o}
	2	3	S	FA	M	41.091	8.333	o	o	{o}
	3	4	S	FA	M	41.091	8.333	o	o	{o}
	4	5	S	FA	M	41.091	8.333	o	o	{o}
	5	6	S	FA	M	41.091	8.333	o	o	{o}
11F	1	2	S	FA	M	45.667	7.500	o	o	{o}
	2	3	S	FA	M	45.667	7.500	o	o	{o}
	3	4	S	FA	M	45.667	7.500	o	o	{o}
	4	5	S	FA	M	45.667	7.500	o	o	{o}
	5	6	S	FA	M	45.667	7.500	o	o	{o}
10F	1	2	S	FA	M	45.667	7.500	o	o	{o}
	2	3	S	FA	M	45.667	7.500	o	o	{o}
	3	4	S	FA	M	45.667	7.500	o	o	{o}
	4	5	S	FA	M	45.667	7.500	o	o	{o}
	5	6	S	FA	M	45.667	7.500	o	o	{o}

X方向負加力時　C ﾌﾚｰﾑ　梁の部材種別

層名	軸名1	軸名2	構造	ﾗﾝｸ	ﾓｰﾄﾞ	P1	P2	P3	P4	P5
9F	1	2	S	FA	M	45.667	7.500	o	o	{o}
	2	3	S	FA	M	45.667	7.500	o	o	{o}
	3	4	S	FA	M	45.667	7.500	o	o	{o}
	4	5	S	FA	M	45.667	7.500	o	o	{o}
	5	6	S	FA	M	45.667	7.500	o	o	{o}
8F	1	2	S	FA	M	45.667	7.500	o	o	{o}
	2	3	S	FA	M	45.667	7.500	o	o	{o}
	3	4	S	FA	M	45.667	7.500	o	o	{o}
	4	5	S	FA	M	45.667	7.500	o	o	{o}
	5	6	S	FA	M	45.667	7.500	o	o	{o}
7F	1	2	S	FA	M	45.667	7.500	o	o	{o}
	2	3	S	FA	M	45.667	7.500	o	o	{o}
	3	4	S	FA	M	45.667	7.500	o	o	{o}
	4	5	S	FA	M	45.667	7.500	o	o	{o}
	5	6	S	FA	M	45.667	7.500	o	o	{o}
6F	1	2	S	FA	M	45.667	7.500	o	o	{o}
	2	3	S	FA	M	45.667	7.500	o	o	{o}
	3	4	S	FA	M	45.667	7.500	o	o	{o}
	4	5	S	FA	M	45.667	7.500	o	o	{o}
	5	6	S	FA	M	45.667	7.500	o	o	{o}
5F	1	2	S	FA	M	45.667	7.500	o	o	{o}
	2	3	S	FA	M	45.667	7.500	o	o	{o}
	3	4	S	FA	M	45.667	7.500	o	o	{o}
	4	5	S	FA	M	45.667	7.500	o	o	{o}
	5	6	S	FA	M	45.667	7.500	o	o	{o}
4F	1	2	S	FA	M	45.667	7.500	o	o	{o}
	2	3	S	FA	M	45.667	7.500	o	o	{o}
	3	4	S	FA	M	45.667	7.500	o	o	{o}
	4	5	S	FA	M	45.667	7.500	o	o	{o}
	5	6	S	FA	M	45.667	7.500	o	o	{o}
3F	1	2	S	FA	M	45.667	7.500	o	o	{o}
	2	3	S	FA	M	45.667	7.500	o	o	{o}
	3	4	S	FA	M	45.667	7.500	o	o	{o}
	4	5	S	FA	M	45.667	7.500	o	o	{o}
	5	6	S	FA	M	45.667	7.500	o	o	{o}
2F	1	2	S	FA	M	45.667	7.500	o	o	{o}
	2	3	S	FA	M	45.667	7.500	o	o	{o}
	3	4	S	FA	M	45.667	7.500	o	o	{o}
	4	5	S	FA	M	45.667	7.500	o	o	{o}
	5	6	S	FA	M	45.667	7.500	o	o	{o}
1F	1	2	RC	FA	M	0.028	---	---	---	---
	2	3	RC	FA	M	0.021	---	---	---	---
	3	4	RC	FA	M	0.022	---	---	---	---
	4	5	RC	FA	M	0.020	---	---	---	---
	5	6	RC	FA	M	0.031	---	---	---	---

X方向負加力時　C ﾌﾚｰﾑ　柱の部材種別

階名	軸名	構造	ﾗﾝｸ	ﾓｰﾄﾞ	P1	P2	P3	P4	P5
13F	1	S	FA-FA	M	21.053	21.053	o	{o}	---
	2	S	FA-FA	M	21.053	21.053	o	{o}	---
	3	S	FA-FA	M	21.053	21.053	o	{o}	---
	4	S	FA-FA	M	21.053	21.053	o	{o}	---
	5	S	FA-FA	M	21.053	21.053	o	{o}	---
	6	S	FA-FA	M	21.053	21.053	o	{o}	---
12F	1	S	FA-FA	M	21.053	21.053	o	{o}	---
	2	S	FA-FA	M	21.053	21.053	o	{o}	---
	3	S	FA-FA	M	21.053	21.053	o	{o}	---
	4	S	FA-FA	M	21.053	21.053	o	{o}	---
	5	S	FA-FA	M	21.053	21.053	o	{o}	---
	6	S	FA-FA	M	21.053	21.053	o	{o}	---
11F	1	S	FA-FA	M	21.053	21.053	o	{o}	---
	2	S	FA-FA	M	21.053	21.053	o	{o}	---
	3	S	FA-FA	M	21.053	21.053	o	{o}	---
	4	S	FA-FA	M	21.053	21.053	o	{o}	---
	5	S	FA-FA	M	21.053	21.053	o	{o}	---

X方向負加力時　C ﾌﾚｰﾑ　柱の部材種別

階名	軸名	構造	ﾗﾝｸ	ﾓｰﾄﾞ	P1	P2	P3	P4	P5
11F	6	S	FA-FA	M	21.053	21.053	o	{o}	---
10F	1	S	FA-FA	M	21.053	21.053	o	{o}	---
	2	S	FA-FA	M	21.053	21.053	o	{o}	---
	3	S	FA-FA	M	21.053	21.053	o	{o}	---
	4	S	FA-FA	M	21.053	21.053	o	{o}	---
	5	S	FA-FA	M	21.053	21.053	o	{o}	---
	6	S	FA-FA	M	21.053	21.053	o	{o}	---
9F	1	S	FA-FA	M	21.053	21.053	o	{o}	---
	2	S	FA-FA	M	21.053	21.053	o	{o}	---
	3	S	FA-FA	M	21.053	21.053	o	{o}	---
	4	S	FA-FA	M	21.053	21.053	o	{o}	---
	5	S	FA-FA	M	21.053	21.053	o	{o}	---
	6	S	FA-FA	M	21.053	21.053	o	{o}	---
8F	1	S	FA-FA	M	21.053	21.053	o	{o}	---
	2	S	FA-FA	M	21.053	21.053	o	{o}	---
	3	S	FA-FA	M	21.053	21.053	o	{o}	---
	4	S	FA-FA	M	21.053	21.053	o	{o}	---
	5	S	FA-FA	M	21.053	21.053	o	{o}	---
	6	S	FA-FA	M	21.053	21.053	o	{o}	---
7F	1	S	FA-FA	M	16.000	16.000	o	{o}	---
	2	S	FA-FA	M	16.000	16.000	o	{o}	---
	3	S	FA-FA	M	16.000	16.000	o	{o}	---
	4	S	FA-FA	M	16.000	16.000	o	{o}	---
	5	S	FA-FA	M	16.000	16.000	o	{o}	---
	6	S	FA-FA	M	16.000	16.000	o	{o}	---
6F	1	S	FA-FA	M	16.000	16.000	o	{o}	---
	2	S	FA-FA	M	16.000	16.000	o	{o}	---
	3	S	FA-FA	M	16.000	16.000	o	{o}	---
	4	S	FA-FA	M	16.000	16.000	o	{o}	---
	5	S	FA-FA	M	16.000	16.000	o	{o}	---
	6	S	FA-FA	M	16.000	16.000	o	{o}	---
5F	1	S	FA-FA	M	16.000	16.000	o	{o}	---
	2	S	FA-FA	M	16.000	16.000	o	{o}	---
	3	S	FA-FA	M	16.000	16.000	o	{o}	---
	4	S	FA-FA	M	16.000	16.000	o	{o}	---
	5	S	FA-FA	M	16.000	16.000	o	{o}	---
	6	S	FA-FA	M	16.000	16.000	o	{o}	---
4F	1	S	FA-FA	M	17.857	17.857	o	{o}	---
	2	S	FA-FA	M	17.857	17.857	o	{o}	---
	3	S	FA-FA	M	17.857	17.857	o	{o}	---
	4	S	FA-FA	M	17.857	17.857	o	{o}	---
	5	S	FA-FA	M	17.857	17.857	o	{o}	---
	6	S	FA-FA	M	17.857	17.857	o	{o}	---
3F	1	S	FA-FA	M	17.857	17.857	o	{o}	---
	2	S	FA-FA	M	17.857	17.857	o	{o}	---
	3	S	FA-FA	M	17.857	17.857	o	{o}	---
	4	S	FA-FA	M	17.857	17.857	o	{o}	---
	5	S	FA-FA	M	17.857	17.857	o	{o}	---
	6	S	FA-FA	M	17.857	17.857	o	{o}	---
2F	1	S	FA-FA	M	17.857	17.857	o	{o}	---
	2	S	FA-FA	M	17.857	17.857	o	{o}	---
	3	S	FA-FA	M	17.857	17.857	o	{o}	---
	4	S	FA-FA	M	17.857	17.857	o	{o}	---
	5	S	FA-FA	M	17.857	17.857	o	{o}	---
	6	S	FA-FA	M	17.857	17.857	o	{o}	---
1F	1	S	FA-FA	M	17.857	17.857	o	{o}	---
	2	S	FA-FA	M	17.857	17.857	o	{o}	---
	3	S	FA-FA	M	17.857	17.857	o	{o}	---
	4	S	FA-FA	M	17.857	17.857	o	{o}	---
	5	S	FA-FA	M	17.857	17.857	o	{o}	---
	6	S	FA-FA	M	17.857	17.857	o	{o}	---

X方向負加力時　1 ﾌﾚｰﾑ　梁の部材種別

層名	軸名1	軸名2	構造	ﾗﾝｸ	ﾓｰﾄﾞ	P1	P2	P3	P4	P5
14F	A	B	S	FA	M	44.737	7.000	o	o	{o}

X方向負加力時　1 ﾌﾚｰﾑ　梁の部材種別

層名	軸名1	軸名2	構造	ﾗﾝｸ	ﾓｰﾄﾞ	P1	P2	P3	P4	P5
14F	B	C	S	FA	M	45.667	7.500	o	o	{o}
13F	A	B	S	FA	M	44.737	7.000	o	o	{o}
	B	C	S	FA	M	45.667	7.500	o	o	{o}
12F	A	B	S	FA	M	44.737	7.000	o	o	{o}
	B	C	S	FA	M	45.667	7.500	o	o	{o}
11F	A	B	S	FA	M	44.737	7.000	o	o	{o}
	B	C	S	FA	M	45.667	7.500	o	o	{o}
10F	A	B	S	FA	M	44.737	7.000	o	o	{o}
	B	C	S	FA	M	45.667	7.500	o	o	{o}
9F	A	B	S	FA	M	44.737	7.000	o	o	{o}
	B	C	S	FA	M	45.667	7.500	o	o	{o}
8F	A	B	S	FA	M	44.737	7.000	o	o	{o}
	B	C	S	FA	M	45.667	7.500	o	o	{o}
7F	A	B	S	FA	M	44.737	7.000	o	o	{o}
	B	C	S	FA	M	45.667	7.500	o	o	{o}
6F	A	B	S	FA	M	44.737	7.000	o	o	{o}
	B	C	S	FA	M	45.667	7.500	o	o	{o}
5F	A	B	S	FA	M	44.737	7.000	o	o	{o}
	B	C	S	FA	M	45.667	7.500	o	o	{o}
4F	A	B	S	FA	M	44.737	7.000	o	o	{o}
	B	C	S	FA	M	45.667	7.500	o	o	{o}
3F	A	B	S	FA	M	44.737	7.000	o	o	{o}
	B	C	S	FA	M	45.667	7.500	o	o	{o}
2F	A	B	S	FA	M	44.737	7.000	o	o	{o}
	B	C	S	FA	M	45.667	7.500	o	o	{o}
1F	A	B	RC	FA	M	0.016	---	---	---	---
	B	C	RC	FA	M	0.011	---	---	---	---

X方向負加力時　1 ﾌﾚｰﾑ　柱の部材種別

階名	軸名	構造	ﾗﾝｸ	ﾓｰﾄﾞ	P1	P2	P3	P4	P5
13F	A	S	FA-FA	M	17.188	17.188	o	{o}	---
	B	S	FA-FA	M	17.188	17.188	o	{o}	---
	C	S	FA-FA	M	21.053	21.053	o	{o}	---
12F	A	S	FA-FA	M	17.188	17.188	o	{o}	---
	B	S	FA-FA	M	17.188	17.188	o	{o}	---
	C	S	FA-FA	M	21.053	21.053	o	{o}	---
11F	A	S	FA-FA	M	17.188	17.188	o	{o}	---
	B	S	FA-FA	M	17.188	17.188	o	{o}	---
	C	S	FA-FA	M	21.053	21.053	o	{o}	---
10F	A	S	FA-FA	M	17.188	17.188	o	{o}	---
	B	S	FA-FA	M	17.188	17.188	o	{o}	---
	C	S	FA-FA	M	21.053	21.053	o	{o}	---
9F	A	S	FA-FA	M	17.188	17.188	o	{o}	---
	B	S	FA-FA	M	17.188	17.188	o	{o}	---
	C	S	FA-FA	M	21.053	21.053	o	{o}	---
8F	A	S	FA-FA	M	17.188	17.188	o	{o}	---
	B	S	FA-FA	M	17.188	17.188	o	{o}	---
	C	S	FA-FA	M	21.053	21.053	o	{o}	---
7F	A	S	FA-FA	M	17.188	17.188	o	{o}	---
	B	S	FA-FA	M	17.188	17.188	o	{o}	---
	C	S	FA-FA	M	16.000	16.000	o	{o}	---
6F	A	S	FA-FA	M	17.188	17.188	o	{o}	---
	B	S	FA-FA	M	17.188	17.188	o	{o}	---
	C	S	FA-FA	M	16.000	16.000	o	{o}	---
5F	A	S	FA-FA	M	17.188	17.188	o	{o}	---
	B	S	FA-FA	M	17.188	17.188	o	{o}	---
	C	S	FA-FA	M	16.000	16.000	o	{o}	---
4F	A	S	FA-FA	M	20.313	20.313	o	{o}	---
	B	S	FA-FA	M	20.313	20.313	o	{o}	---
	C	S	FA-FA	M	17.857	17.857	o	{o}	---
3F	A	S	FA-FA	M	20.313	20.313	o	{o}	---
	B	S	FA-FA	M	20.313	20.313	o	{o}	---
	C	S	FA-FA	M	17.857	17.857	o	{o}	---
2F	A	S	FA-FA	M	20.313	20.313	o	{o}	---
	B	S	FA-FA	M	20.313	20.313	o	{o}	---

Ｘ方向負加力時　1 ﾌﾚｰﾑ　柱の部材種別

階名	軸名	構造	ﾗﾝｸ	ﾓｰﾄﾞ	P1	P2	P3	P4	P5
2F	C	S	FA-FA	M	17.857	17.857	o	{o}	---
1F	A	S	FA-FA	M	20.313	20.313	o	{o}	---
	B	S	FA-FA	M	20.313	20.313	o	{o}	---
	C	S	FA-FA	M	17.857	17.857	o	{o}	---

Ｘ方向負加力時　2 ﾌﾚｰﾑ　梁の部材種別

層名	軸名1	軸名2	構造	ﾗﾝｸ	ﾓｰﾄﾞ	P1	P2	P3	P4	P5
14F	A	B	S	FA	M	44.737	7.000	o	o	{o}
	B	C	S	FA	M	45.667	7.500	o	o	{o}
13F	A	B	S	FA	M	44.737	7.000	o	o	{o}
	B	C	S	FA	M	45.667	7.500	o	o	{o}
12F	A	B	S	FA	M	44.737	7.000	o	o	{o}
	B	C	S	FA	M	45.667	7.500	o	o	{o}
11F	A	B	S	FA	M	44.000	5.469	o	o	{o}
	B	C	S	FA	M	45.667	7.500	o	o	{o}
10F	A	B	S	FA	M	44.000	5.469	o	o	{o}
	B	C	S	FA	M	45.667	7.500	o	o	{o}
9F	A	B	S	FA	M	44.000	5.469	o	o	{o}
	B	C	S	FA	M	45.667	7.500	o	o	{o}
8F	A	B	S	FA	M	44.000	5.469	o	o	{o}
	B	C	S	FA	M	50.154	6.250	o	o	{o}
7F	A	B	S	FA	M	44.000	5.469	o	o	{o}
	B	C	S	FA	M	50.154	6.250	o	o	{o}
6F	A	B	S	FA	M	44.000	5.469	o	o	{o}
	B	C	S	FA	M	50.154	6.250	o	o	{o}
5F	A	B	S	FA	M	43.579	4.861	o	o	{o}
	B	C	S	FA	M	44.737	7.000	o	o	{o}
4F	A	B	S	FA	M	43.579	4.861	o	o	{o}
	B	C	S	FA	M	44.737	7.000	o	o	{o}
3F	A	B	S	FA	M	43.579	4.861	o	o	{o}
	B	C	S	FA	M	44.737	7.000	o	o	{o}
2F	A	B	S	FA	M	43.579	4.861	o	o	{o}
	B	C	S	FA	M	44.737	7.000	o	o	{o}
1F	A	B	RC	FA	M	0.022	---	---	---	---
	B	C	RC	FA	M	0.014	---	---	---	---

Ｘ方向負加力時　2 ﾌﾚｰﾑ　柱の部材種別

階名	軸名	構造	ﾗﾝｸ	ﾓｰﾄﾞ	P1	P2	P3	P4	P5
13F	A	S	FA-FA	M	17.188	17.188	o	{o}	---
	B	S	FA-FA	M	17.188	17.188	o	{o}	---
	C	S	FA-FA	M	21.053	21.053	o	{o}	---
12F	A	S	FA-FA	M	17.188	17.188	o	{o}	---
	B	S	FA-FA	M	17.188	17.188	o	{o}	---
	C	S	FA-FA	M	21.053	21.053	o	{o}	---
11F	A	S	FA-FA	M	17.188	17.188	o	{o}	---
	B	S	FA-FA	M	17.188	17.188	o	{o}	---
	C	S	FA-FA	M	21.053	21.053	o	{o}	---
10F	A	S	FA-FA	M	17.188	17.188	o	{o}	---
	B	S	FA-FA	M	17.188	17.188	o	{o}	---
	C	S	FA-FA	M	21.053	21.053	o	{o}	---
9F	A	S	FA-FA	M	17.188	17.188	o	{o}	---
	B	S	FA-FA	M	17.188	17.188	o	{o}	---
	C	S	FA-FA	M	21.053	21.053	o	{o}	---
8F	A	S	FA-FA	M	17.188	17.188	o	{o}	---
	B	S	FA-FA	M	17.188	17.188	o	{o}	---
	C	S	FA-FA	M	21.053	21.053	o	{o}	---
7F	A	S	FA-FA	M	17.188	17.188	o	{o}	---
	B	S	FA-FA	M	17.188	17.188	o	{o}	---
	C	S	FA-FA	M	16.000	16.000	o	{o}	---
6F	A	S	FA-FA	M	17.188	17.188	o	{o}	---
	B	S	FA-FA	M	17.188	17.188	o	{o}	---
	C	S	FA-FA	M	16.000	16.000	o	{o}	---
5F	A	S	FA-FA	M	17.188	17.188	o	{o}	---
	B	S	FA-FA	M	17.188	17.188	o	{o}	---

Ｘ方向負加力時　2 ﾌﾚｰﾑ　柱の部材種別

階名	軸名	構造	ﾗﾝｸ	ﾓｰﾄﾞ	P1	P2	P3	P4	P5
5F	C	S	FA-FA	M	16.000	16.000	o	{o}	---
4F	A	S	FA-FA	M	20.313	20.313	o	{o}	---
	B	S	FA-FA	M	20.313	20.313	o	{o}	---
	C	S	FA-FA	M	17.857	17.857	o	{o}	---
3F	A	S	FA-FA	M	20.313	20.313	o	{o}	---
	B	S	FA-FA	M	20.313	20.313	o	{o}	---
	C	S	FA-FA	M	17.857	17.857	o	{o}	---
2F	A	S	FA-FA	M	20.313	20.313	o	{o}	---
	B	S	FA-FA	M	20.313	20.313	o	{o}	---
	C	S	FA-FA	M	17.857	17.857	o	{o}	---
1F	A	S	FA-FA	M	20.313	20.313	o	{o}	---
	B	S	FA-FA	M	20.313	20.313	o	{o}	---
	C	S	FA-FA	M	17.857	17.857	o	{o}	---

Ｘ方向負加力時　3 ﾌﾚｰﾑ　梁の部材種別

層名	軸名1	軸名2	構造	ﾗﾝｸ	ﾓｰﾄﾞ	P1	P2	P3	P4	P5
14F	A	B	S	FA	M	44.737	7.000	o	o	{o}
	B	C	S	FA	M	45.667	7.500	o	o	{o}
13F	A	B	S	FA	M	44.737	7.000	o	o	{o}
	B	C	S	FA	M	45.667	7.500	o	o	{o}
12F	A	B	S	FA	M	44.737	7.000	o	o	{o}
	B	C	S	FA	M	45.667	7.500	o	o	{o}
11F	A	B	S	FA	M	44.000	5.469	o	o	{o}
	B	C	S	FA	M	45.667	7.500	o	o	{o}
10F	A	B	S	FA	M	44.000	5.469	o	o	{o}
	B	C	S	FA	M	45.667	7.500	o	o	{o}
9F	A	B	S	FA	M	44.000	5.469	o	o	{o}
	B	C	S	FA	M	45.667	7.500	o	o	{o}
8F	A	B	S	FA	M	44.000	5.469	o	o	{o}
	B	C	S	FA	M	50.154	6.250	o	o	{o}
7F	A	B	S	FA	M	44.000	5.469	o	o	{o}
	B	C	S	FA	M	50.154	6.250	o	o	{o}
6F	A	B	S	FA	M	44.000	5.469	o	o	{o}
	B	C	S	FA	M	50.154	6.250	o	o	{o}
5F	A	B	S	FA	M	43.579	4.861	o	o	{o}
	B	C	S	FA	M	44.737	7.000	o	o	{o}
4F	A	B	S	FA	M	43.579	4.861	o	o	{o}
	B	C	S	FA	M	44.737	7.000	o	o	{o}
3F	A	B	S	FA	M	43.579	4.861	o	o	{o}
	B	C	S	FA	M	44.737	7.000	o	o	{o}
2F	A	B	S	FA	M	43.579	4.861	o	o	{o}
	B	C	S	FA	M	44.737	7.000	o	o	{o}
1F	A	B	RC	FA	M	0.022	---	---	---	---
	B	C	RC	FA	M	0.013	---	---	---	---

Ｘ方向負加力時　3 ﾌﾚｰﾑ　柱の部材種別

階名	軸名	構造	ﾗﾝｸ	ﾓｰﾄﾞ	P1	P2	P3	P4	P5
13F	A	S	FA-FA	M	17.188	17.188	o	{o}	---
	B	S	FA-FA	M	17.188	17.188	o	{o}	---
	C	S	FA-FA	M	21.053	21.053	o	{o}	---
12F	A	S	FA-FA	M	17.188	17.188	o	{o}	---
	B	S	FA-FA	M	17.188	17.188	o	{o}	---
	C	S	FA-FA	M	21.053	21.053	o	{o}	---
11F	A	S	FA-FA	M	17.188	17.188	o	{o}	---
	B	S	FA-FA	M	17.188	17.188	o	{o}	---
	C	S	FA-FA	M	21.053	21.053	o	{o}	---
10F	A	S	FA-FA	M	17.188	17.188	o	{o}	---
	B	S	FA-FA	M	17.188	17.188	o	{o}	---
	C	S	FA-FA	M	21.053	21.053	o	{o}	---
9F	A	S	FA-FA	M	17.188	17.188	o	{o}	---
	B	S	FA-FA	M	17.188	17.188	o	{o}	---
	C	S	FA-FA	M	21.053	21.053	o	{o}	---
8F	A	S	FA-FA	M	17.188	17.188	o	{o}	---
	B	S	FA-FA	M	17.188	17.188	o	{o}	---

X方向負加力時　3 ﾌﾚｰﾑ　柱の部材種別

階名	軸名	構造	ﾗﾝｸ	ﾓｰﾄﾞ	P1	P2	P3	P4	P5
8F	C	S	FA-FA	M	21.053	21.053	o	{o}	---
7F	A	S	FA-FA	M	17.188	17.188	o	{o}	---
	B	S	FA-FA	M	17.188	17.188	o	{o}	---
	C	S	FA-FA	M	16.000	16.000	o	{o}	---
6F	A	S	FA-FA	M	17.188	17.188	o	{o}	---
	B	S	FA-FA	M	17.188	17.188	o	{o}	---
	C	S	FA-FA	M	16.000	16.000	o	{o}	---
5F	A	S	FA-FA	M	17.188	17.188	o	{o}	---
	B	S	FA-FA	M	17.188	17.188	o	{o}	---
	C	S	FA-FA	M	16.000	16.000	o	{o}	---
4F	A	S	FA-FA	M	20.313	20.313	o	{o}	---
	B	S	FA-FA	M	20.313	20.313	o	{o}	---
	C	S	FA-FA	M	17.857	17.857	o	{o}	---
3F	A	S	FA-FA	M	20.313	20.313	o	{o}	---
	B	S	FA-FA	M	20.313	20.313	o	{o}	---
	C	S	FA-FA	M	17.857	17.857	o	{o}	---
2F	A	S	FA-FA	M	20.313	20.313	o	{o}	---
	B	S	FA-FA	M	20.313	20.313	o	{o}	---
	C	S	FA-FA	M	17.857	17.857	o	{o}	---
1F	A	S	FA-FA	M	20.313	20.313	o	{o}	---
	B	S	FA-FA	M	20.313	20.313	o	{o}	---
	C	S	FA-FA	M	17.857	17.857	o	{o}	---

X方向負加力時　4 ﾌﾚｰﾑ　梁の部材種別

層名	軸名1	軸名2	構造	ﾗﾝｸ	ﾓｰﾄﾞ	P1	P2	P3	P4	P5
14F	A	B	S	FA	M	44.737	7.000	o	o	{o}
	B	C	S	FA	M	45.667	7.500	o	o	{o}
13F	A	B	S	FA	M	44.737	7.000	o	o	{o}
	B	C	S	FA	M	45.667	7.500	o	o	{o}
12F	A	B	S	FA	M	44.737	7.000	o	o	{o}
	B	C	S	FA	M	45.667	7.500	o	o	{o}
11F	A	B	S	FA	M	44.000	5.469	o	o	{o}
	B	C	S	FA	M	45.667	7.500	o	o	{o}
10F	A	B	S	FA	M	44.000	5.469	o	o	{o}
	B	C	S	FA	M	45.667	7.500	o	o	{o}
9F	A	B	S	FA	M	44.000	5.469	o	o	{o}
	B	C	S	FA	M	45.667	7.500	o	o	{o}
8F	A	B	S	FA	M	44.000	5.469	o	o	{o}
	B	C	S	FA	M	50.154	6.250	o	o	{o}
7F	A	B	S	FA	M	44.000	5.469	o	o	{o}
	B	C	S	FA	M	50.154	6.250	o	o	{o}
6F	A	B	S	FA	M	44.000	5.469	o	o	{o}
	B	C	S	FA	M	50.154	6.250	o	o	{o}
5F	A	B	S	FA	M	43.579	4.861	o	o	{o}
	B	C	S	FA	M	44.737	7.000	o	o	{o}
4F	A	B	S	FA	M	43.579	4.861	o	o	{o}
	B	C	S	FA	M	44.737	7.000	o	o	{o}
3F	A	B	S	FA	M	43.579	4.861	o	o	{o}
	B	C	S	FA	M	44.737	7.000	o	o	{o}
2F	A	B	S	FA	M	43.579	4.861	o	o	{o}
	B	C	S	FA	M	44.737	7.000	o	o	{o}
1F	A	B	RC	FA	M	0.022	---	---	---	---
	B	C	RC	FA	M	0.013	---	---	---	---

X方向負加力時　4 ﾌﾚｰﾑ　柱の部材種別

階名	軸名	構造	ﾗﾝｸ	ﾓｰﾄﾞ	P1	P2	P3	P4	P5
13F	A	S	FA-FA	M	17.188	17.188	o	{o}	---
	B	S	FA-FA	M	17.188	17.188	o	{o}	---
	C	S	FA-FA	M	21.053	21.053	o	{o}	---
12F	A	S	FA-FA	M	17.188	17.188	o	{o}	---
	B	S	FA-FA	M	17.188	17.188	o	{o}	---
	C	S	FA-FA	M	21.053	21.053	o	{o}	---
11F	A	S	FA-FA	M	17.188	17.188	o	{o}	---
	B	S	FA-FA	M	17.188	17.188	o	{o}	---

Ｘ方向負加力時　4 ﾌﾚｰﾑ　柱の部材種別

階名	軸名	構造	ﾗﾝｸ	ﾓｰﾄﾞ	P1	P2	P3	P4	P5
11F	C	S	FA-FA	M	21.053	21.053	o	{o}	---
10F	A	S	FA-FA	M	17.188	17.188	o	{o}	---
	B	S	FA-FA	M	17.188	17.188	o	{o}	---
	C	S	FA-FA	M	21.053	21.053	o	{o}	---
9F	A	S	FA-FA	M	17.188	17.188	o	{o}	---
	B	S	FA-FA	M	17.188	17.188	o	{o}	---
	C	S	FA-FA	M	21.053	21.053	o	{o}	---
8F	A	S	FA-FA	M	17.188	17.188	o	{o}	---
	B	S	FA-FA	M	17.188	17.188	o	{o}	---
	C	S	FA-FA	M	21.053	21.053	o	{o}	---
7F	A	S	FA-FA	M	17.188	17.188	o	{o}	---
	B	S	FA-FA	M	17.188	17.188	o	{o}	---
	C	S	FA-FA	M	16.000	16.000	o	{o}	---
6F	A	S	FA-FA	M	17.188	17.188	o	{o}	---
	B	S	FA-FA	M	17.188	17.188	o	{o}	---
	C	S	FA-FA	M	16.000	16.000	o	{o}	---
5F	A	S	FA-FA	M	17.188	17.188	o	{o}	---
	B	S	FA-FA	M	17.188	17.188	o	{o}	---
	C	S	FA-FA	M	16.000	16.000	o	{o}	---
4F	A	S	FA-FA	M	20.313	20.313	o	{o}	---
	B	S	FA-FA	M	20.313	20.313	o	{o}	---
	C	S	FA-FA	M	17.857	17.857	o	{o}	---
3F	A	S	FA-FA	M	20.313	20.313	o	{o}	---
	B	S	FA-FA	M	20.313	20.313	o	{o}	---
	C	S	FA-FA	M	17.857	17.857	o	{o}	---
2F	A	S	FA-FA	M	20.313	20.313	o	{o}	---
	B	S	FA-FA	M	20.313	20.313	o	{o}	---
	C	S	FA-FA	M	17.857	17.857	o	{o}	---
1F	A	S	FA-FA	M	20.313	20.313	o	{o}	---
	B	S	FA-FA	M	20.313	20.313	o	{o}	---
	C	S	FA-FA	M	17.857	17.857	o	{o}	---

Ｘ方向負加力時　5 ﾌﾚｰﾑ　梁の部材種別

層名	軸名1	軸名2	構造	ﾗﾝｸ	ﾓｰﾄﾞ	P1	P2	P3	P4	P5
14F	A	B	S	FA	M	44.737	7.000	o	o	{o}
	B	C	S	FA	M	45.667	7.500	o	o	{o}
13F	A	B	S	FA	M	44.737	7.000	o	o	{o}
	B	C	S	FA	M	45.667	7.500	o	o	{o}
12F	A	B	S	FA	M	44.737	7.000	o	o	{o}
	B	C	S	FA	M	45.667	7.500	o	o	{o}
11F	A	B	S	FA	M	44.000	5.469	o	o	{o}
	B	C	S	FA	M	45.667	7.500	o	o	{o}
10F	A	B	S	FA	M	44.000	5.469	o	o	{o}
	B	C	S	FA	M	45.667	7.500	o	o	{o}
9F	A	B	S	FA	M	44.000	5.469	o	o	{o}
	B	C	S	FA	M	45.667	7.500	o	o	{o}
8F	A	B	S	FA	M	44.000	5.469	o	o	{o}
	B	C	S	FA	M	50.154	6.250	o	o	{o}
7F	A	B	S	FA	M	44.000	5.469	o	o	{o}
	B	C	S	FA	M	50.154	6.250	o	o	{o}
6F	A	B	S	FA	M	44.000	5.469	o	o	{o}
	B	C	S	FA	M	50.154	6.250	o	o	{o}
5F	A	B	S	FA	M	43.579	4.861	o	o	{o}
	B	C	S	FA	M	44.737	7.000	o	o	{o}
4F	A	B	S	FA	M	43.579	4.861	o	o	{o}
	B	C	S	FA	M	44.737	7.000	o	o	{o}
3F	A	B	S	FA	M	43.579	4.861	o	o	{o}
	B	C	S	FA	M	44.737	7.000	o	o	{o}
2F	A	B	S	FA	M	43.579	4.861	o	o	{o}
	B	C	S	FA	M	44.737	7.000	o	o	{o}
1F	A	B	RC	FA	M	0.022	---	---	---	---
	B	C	RC	FA	M	0.013	---	---	---	---

Ｘ方向負加力時　5 ﾌﾚｰﾑ　柱の部材種別

階名	軸名	構造	ﾗﾝｸ	ﾓｰﾄﾞ	P1	P2	P3	P4	P5
13F	A	S	FA-FA	M	17.188	17.188	o	{o}	---
	B	S	FA-FA	M	17.188	17.188	o	{o}	---
	C	S	FA-FA	M	21.053	21.053	o	{o}	---
12F	A	S	FA-FA	M	17.188	17.188	o	{o}	---
	B	S	FA-FA	M	17.188	17.188	o	{o}	---
	C	S	FA-FA	M	21.053	21.053	o	{o}	---
11F	A	S	FA-FA	M	17.188	17.188	o	{o}	---
	B	S	FA-FA	M	17.188	17.188	o	{o}	---
	C	S	FA-FA	M	21.053	21.053	o	{o}	---
10F	A	S	FA-FA	M	17.188	17.188	o	{o}	---
	B	S	FA-FA	M	17.188	17.188	o	{o}	---
	C	S	FA-FA	M	21.053	21.053	o	{o}	---
9F	A	S	FA-FA	M	17.188	17.188	o	{o}	---
	B	S	FA-FA	M	17.188	17.188	o	{o}	---
	C	S	FA-FA	M	21.053	21.053	o	{o}	---
8F	A	S	FA-FA	M	17.188	17.188	o	{o}	---
	B	S	FA-FA	M	17.188	17.188	o	{o}	---
	C	S	FA-FA	M	21.053	21.053	o	{o}	---
7F	A	S	FA-FA	M	17.188	17.188	o	{o}	---
	B	S	FA-FA	M	17.188	17.188	o	{o}	---
	C	S	FA-FA	M	16.000	16.000	o	{o}	---
6F	A	S	FA-FA	M	17.188	17.188	o	{o}	---
	B	S	FA-FA	M	17.188	17.188	o	{o}	---
	C	S	FA-FA	M	16.000	16.000	o	{o}	---
5F	A	S	FA-FA	M	17.188	17.188	o	{o}	---
	B	S	FA-FA	M	17.188	17.188	o	{o}	---
	C	S	FA-FA	M	16.000	16.000	o	{o}	---
4F	A	S	FA-FA	M	20.313	20.313	o	{o}	---
	B	S	FA-FA	M	20.313	20.313	o	{o}	---
	C	S	FA-FA	M	17.857	17.857	o	{o}	---
3F	A	S	FA-FA	M	20.313	20.313	o	{o}	---
	B	S	FA-FA	M	20.313	20.313	o	{o}	---
	C	S	FA-FA	M	17.857	17.857	o	{o}	---
2F	A	S	FA-FA	M	20.313	20.313	o	{o}	---
	B	S	FA-FA	M	20.313	20.313	o	{o}	---
	C	S	FA-FA	M	17.857	17.857	o	{o}	---
1F	A	S	FA-FA	M	20.313	20.313	o	{o}	---
	B	S	FA-FA	M	20.313	20.313	o	{o}	---
	C	S	FA-FA	M	17.857	17.857	o	{o}	---

Ｘ方向負加力時　6 ﾌﾚｰﾑ　梁の部材種別

層名	軸名1	軸名2	構造	ﾗﾝｸ	ﾓｰﾄﾞ	P1	P2	P3	P4	P5
14F	A	B	S	FA	M	44.737	7.000	o	o	{o}
	B	C	S	FA	M	45.667	7.500	o	o	{o}
13F	A	B	S	FA	M	44.737	7.000	o	o	{o}
	B	C	S	FA	M	45.667	7.500	o	o	{o}
12F	A	B	S	FA	M	44.737	7.000	o	o	{o}
	B	C	S	FA	M	45.667	7.500	o	o	{o}
11F	A	B	S	FA	M	44.737	7.000	o	o	{o}
	B	C	S	FA	M	45.667	7.500	o	o	{o}
10F	A	B	S	FA	M	44.737	7.000	o	o	{o}
	B	C	S	FA	M	45.667	7.500	o	o	{o}
9F	A	B	S	FA	M	44.737	7.000	o	o	{o}
	B	C	S	FA	M	45.667	7.500	o	o	{o}
8F	A	B	S	FA	M	44.737	7.000	o	o	{o}
	B	C	S	FA	M	45.667	7.500	o	o	{o}
7F	A	B	S	FA	M	44.737	7.000	o	o	{o}
	B	C	S	FA	M	45.667	7.500	o	o	{o}
6F	A	B	S	FA	M	44.737	7.000	o	o	{o}
	B	C	S	FA	M	45.667	7.500	o	o	{o}
5F	A	B	S	FA	M	44.737	7.000	o	o	{o}
	B	C	S	FA	M	45.667	7.500	o	o	{o}
4F	A	B	S	FA	M	44.737	7.000	o	o	{o}
	B	C	S	FA	M	45.667	7.500	o	o	{o}
3F	A	B	S	FA	M	44.737	7.000	o	o	{o}

X方向負加力時　6 ﾌﾚｰﾑ　梁の部材種別

層名	軸名1	軸名2	構造	ﾗﾝｸ	ﾓｰﾄﾞ	P1	P2	P3	P4	P5
3F	B	C	S	FA	M	45.667	7.500	o	o	{o}
2F	A	B	S	FA	M	44.737	7.000	o	o	{o}
	B	C	S	FA	M	45.667	7.500	o	o	{o}
1F	A	B	RC	FA	M	0.017	---	---	---	---
	B	C	RC	FA	M	0.010	---	---	---	---

X方向負加力時　6 ﾌﾚｰﾑ　柱の部材種別

階名	軸名	構造	ﾗﾝｸ	ﾓｰﾄﾞ	P1	P2	P3	P4	P5
13F	A	S	FA-FA	M	17.188	17.188	o	{o}	---
	B	S	FA-FA	M	17.188	17.188	o	{o}	---
	C	S	FA-FA	M	21.053	21.053	o	{o}	---
12F	A	S	FA-FA	M	17.188	17.188	o	{o}	---
	B	S	FA-FA	M	17.188	17.188	o	{o}	---
	C	S	FA-FA	M	21.053	21.053	o	{o}	---
11F	A	S	FA-FA	M	17.188	17.188	o	{o}	---
	B	S	FA-FA	M	17.188	17.188	o	{o}	---
	C	S	FA-FA	M	21.053	21.053	o	{o}	---
10F	A	S	FA-FA	M	17.188	17.188	o	{o}	---
	B	S	FA-FA	M	17.188	17.188	o	{o}	---
	C	S	FA-FA	M	21.053	21.053	o	{o}	---
9F	A	S	FA-FA	M	17.188	17.188	o	{o}	---
	B	S	FA-FA	M	17.188	17.188	o	{o}	---
	C	S	FA-FA	M	21.053	21.053	o	{o}	---
8F	A	S	FA-FA	M	17.188	17.188	o	{o}	---
	B	S	FA-FA	M	17.188	17.188	o	{o}	---
	C	S	FA-FA	M	21.053	21.053	o	{o}	---
7F	A	S	FA-FA	M	17.188	17.188	o	{o}	---
	B	S	FA-FA	M	17.188	17.188	o	{o}	---
	C	S	FA-FA	M	16.000	16.000	o	{o}	---
6F	A	S	FA-FA	M	17.188	17.188	o	{o}	---
	B	S	FA-FA	M	17.188	17.188	o	{o}	---
	C	S	FA-FA	M	16.000	16.000	o	{o}	---
5F	A	S	FA-FA	M	17.188	17.188	o	{o}	---
	B	S	FA-FA	M	17.188	17.188	o	{o}	---
	C	S	FA-FA	M	16.000	16.000	o	{o}	---
4F	A	S	FA-FA	M	20.313	20.313	o	{o}	---
	B	S	FA-FA	M	20.313	20.313	o	{o}	---
	C	S	FA-FA	M	17.857	17.857	o	{o}	---
3F	A	S	FA-FA	M	20.313	20.313	o	{o}	---
	B	S	FA-FA	M	20.313	20.313	o	{o}	---
	C	S	FA-FA	M	17.857	17.857	o	{o}	---
2F	A	S	FA-FA	M	20.313	20.313	o	{o}	---
	B	S	FA-FA	M	20.313	20.313	o	{o}	---
	C	S	FA-FA	M	17.857	17.857	o	{o}	---
1F	A	S	FA-FA	M	20.313	20.313	o	{o}	---
	B	S	FA-FA	M	20.313	20.313	o	{o}	---
	C	S	FA-FA	M	17.857	17.857	o	{o}	---

Y方向正加力時　1 ﾌﾚｰﾑ　梁の部材種別

層名	軸名1	軸名2	構造	ﾗﾝｸ	ﾓｰﾄﾞ	P1	P2	P3	P4	P5
14F	A	B	S	FA	M	44.737	7.000	o	o	{o}
	B	C	S	FA	M	45.667	7.500	o	o	{o}
13F	A	B	S	FA	M	44.737	7.000	o	o	{o}
	B	C	S	FA	M	45.667	7.500	o	o	{o}
12F	A	B	S	FA	M	44.737	7.000	o	o	{o}
	B	C	S	FA	M	45.667	7.500	o	o	{o}
11F	A	B	S	FA	M	44.737	7.000	o	o	{o}
	B	C	S	FA	M	45.667	7.500	o	o	{o}
10F	A	B	S	FA	M	44.737	7.000	o	o	{o}
	B	C	S	FA	M	45.667	7.500	o	o	{o}
9F	A	B	S	FA	M	44.737	7.000	o	o	{o}
	B	C	S	FA	M	45.667	7.500	o	o	{o}
8F	A	B	S	FA	M	44.737	7.000	o	o	{o}
	B	C	S	FA	M	45.667	7.500	o	o	{o}

Y方向正加力時　1 ﾌﾚｰﾑ　梁の部材種別

層名	軸名1	軸名2	構造	ﾗﾝｸ	ﾓｰﾄﾞ	P1	P2	P3	P4	P5
7F	A	B	S	FA	M	44.737	7.000	o	o	{o}
	B	C	S	FA	M	45.667	7.500	o	o	{o}
6F	A	B	S	FA	M	44.737	7.000	o	o	{o}
	B	C	S	FA	M	45.667	7.500	o	o	{o}
5F	A	B	S	FA	M	44.737	7.000	o	o	{o}
	B	C	S	FA	M	45.667	7.500	o	o	{o}
4F	A	B	S	FA	M	44.737	7.000	o	o	{o}
	B	C	S	FA	M	45.667	7.500	o	o	{o}
3F	A	B	S	FA	M	44.737	7.000	o	o	{o}
	B	C	S	FA	M	45.667	7.500	o	o	{o}
2F	A	B	S	FA	M	44.737	7.000	o	o	{o}
	B	C	S	FA	M	45.667	7.500	o	o	{o}
1F	A	B	RC	FA	M	0.035	---	---	---	---
	B	C	RC	FA	M	0.032	---	---	---	---

Y方向正加力時　1 ﾌﾚｰﾑ　柱の部材種別

階名	軸名	構造	ﾗﾝｸ	ﾓｰﾄﾞ	P1	P2	P3	P4	P5
13F	A	S	FA-FA	M	17.188	17.188	o	{o}	---
	B	S	FA-FA	M	17.188	17.188	o	{o}	---
	C	S	FA-FA	M	21.053	21.053	o	{o}	---
12F	A	S	FA-FA	M	17.188	17.188	o	{o}	---
	B	S	FA-FA	M	17.188	17.188	o	{o}	---
	C	S	FA-FA	M	21.053	21.053	o	{o}	---
11F	A	S	FA-FA	M	17.188	17.188	o	{o}	---
	B	S	FA-FA	M	17.188	17.188	o	{o}	---
	C	S	FA-FA	M	21.053	21.053	o	{o}	---
10F	A	S	FA-FA	M	17.188	17.188	o	{o}	---
	B	S	FA-FA	M	17.188	17.188	o	{o}	---
	C	S	FA-FA	M	21.053	21.053	o	{o}	---
9F	A	S	FA-FA	M	17.188	17.188	o	{o}	---
	B	S	FA-FA	M	17.188	17.188	o	{o}	---
	C	S	FA-FA	M	21.053	21.053	o	{o}	---
8F	A	S	FA-FA	M	17.188	17.188	o	{o}	---
	B	S	FA-FA	M	17.188	17.188	o	{o}	---
	C	S	FA-FA	M	21.053	21.053	o	{o}	---
7F	A	S	FA-FA	M	17.188	17.188	o	{o}	---
	B	S	FA-FA	M	17.188	17.188	o	{o}	---
	C	S	FA-FA	M	16.000	16.000	o	{o}	---
6F	A	S	FA-FA	M	17.188	17.188	o	{o}	---
	B	S	FA-FA	M	17.188	17.188	o	{o}	---
	C	S	FA-FA	M	16.000	16.000	o	{o}	---
5F	A	S	FA-FA	M	17.188	17.188	o	{o}	---
	B	S	FA-FA	M	17.188	17.188	o	{o}	---
	C	S	FA-FA	M	16.000	16.000	o	{o}	---
4F	A	S	FA-FA	M	20.313	20.313	o	{o}	---
	B	S	FA-FA	M	20.313	20.313	o	{o}	---
	C	S	FA-FA	M	17.857	17.857	o	{o}	---
3F	A	S	FA-FA	M	20.313	20.313	o	{o}	---
	B	S	FA-FA	M	20.313	20.313	o	{o}	---
	C	S	FA-FA	M	17.857	17.857	o	{o}	---
2F	A	S	FA-FA	M	20.313	20.313	o	{o}	---
	B	S	FA-FA	M	20.313	20.313	o	{o}	---
	C	S	FA-FA	M	17.857	17.857	o	{o}	---
1F	A	S	FA-FA	M	20.313	20.313	o	{o}	---
	B	S	FA-FA	M	20.313	20.313	o	{o}	---
	C	S	FA-FA	M	17.857	17.857	o	{o}	---

Y方向正加力時　2 ﾌﾚｰﾑ　梁の部材種別

層名	軸名1	軸名2	構造	ﾗﾝｸ	ﾓｰﾄﾞ	P1	P2	P3	P4	P5
14F	A	B	S	FA	M	44.737	7.000	o	o	{o}
	B	C	S	FA	M	45.667	7.500	o	o	{o}
13F	A	B	S	FA	M	44.737	7.000	o	o	{o}
	B	C	S	FA	M	45.667	7.500	o	o	{o}
12F	A	B	S	FA	M	44.737	7.000	o	o	{o}

Ｙ方向正加力時　2 ﾌﾚｰﾑ　梁の部材種別

層名	軸名1	軸名2	構造	ﾗﾝｸ	ﾓｰﾄﾞ	P1	P2	P3	P4	P5
12F	B	C	S	FA	M	45.667	7.500	o	o	{o}
11F	A	B	S	FA	M	44.000	5.469	o	o	{o}
	B	C	S	FA	M	45.667	7.500	o	o	{o}
10F	A	B	S	FA	M	44.000	5.469	o	o	{o}
	B	C	S	FA	M	45.667	7.500	o	o	{o}
9F	A	B	S	FA	M	44.000	5.469	o	o	{o}
	B	C	S	FA	M	45.667	7.500	o	o	{o}
8F	A	B	S	FA	M	44.000	5.469	o	o	{o}
	B	C	S	FA	M	50.154	6.250	o	o	{o}
7F	A	B	S	FA	M	44.000	5.469	o	o	{o}
	B	C	S	FA	M	50.154	6.250	o	o	{o}
6F	A	B	S	FA	M	44.000	5.469	o	o	{o}
	B	C	S	FA	M	50.154	6.250	o	o	{o}
5F	A	B	S	FA	M	43.579	4.861	o	o	{o}
	B	C	S	FA	M	44.737	7.000	o	o	{o}
4F	A	B	S	FA	M	43.579	4.861	o	o	{o}
	B	C	S	FA	M	44.737	7.000	o	o	{o}
3F	A	B	S	FA	M	43.579	4.861	o	o	{o}
	B	C	S	FA	M	44.737	7.000	o	o	{o}
2F	A	B	S	FA	M	43.579	4.861	o	o	{o}
	B	C	S	FA	M	44.737	7.000	o	o	{o}
1F	A	B	RC	FA	M	0.041	---	---	---	---
	B	C	RC	FA	M	0.033	---	---	---	---

Ｙ方向正加力時　2 ﾌﾚｰﾑ　柱の部材種別

階名	軸名	構造	ﾗﾝｸ	ﾓｰﾄﾞ	P1	P2	P3	P4	P5
13F	A	S	FA-FA	M	17.188	17.188	o	{o}	---
	B	S	FA-FA	M	17.188	17.188	o	{o}	---
	C	S	FA-FA	M	21.053	21.053	o	{o}	---
12F	A	S	FA-FA	M	17.188	17.188	o	{o}	---
	B	S	FA-FA	M	17.188	17.188	o	{o}	---
	C	S	FA-FA	M	21.053	21.053	o	{o}	---
11F	A	S	FA-FA	M	17.188	17.188	o	{o}	---
	B	S	FA-FA	M	17.188	17.188	o	{o}	---
	C	S	FA-FA	M	21.053	21.053	o	{o}	---
10F	A	S	FA-FA	M	17.188	17.188	o	{o}	---
	B	S	FA-FA	M	17.188	17.188	o	{o}	---
	C	S	FA-FA	M	21.053	21.053	o	{o}	---
9F	A	S	FA-FA	M	17.188	17.188	o	{o}	---
	B	S	FA-FA	M	17.188	17.188	o	{o}	---
	C	S	FA-FA	M	21.053	21.053	o	{o}	---
8F	A	S	FA-FA	M	17.188	17.188	o	{o}	---
	B	S	FA-FA	M	17.188	17.188	o	{o}	---
	C	S	FA-FA	M	21.053	21.053	o	{o}	---
7F	A	S	FA-FA	M	17.188	17.188	o	{o}	---
	B	S	FA-FA	M	17.188	17.188	o	{o}	---
	C	S	FA-FA	M	16.000	16.000	o	{o}	---
6F	A	S	FA-FA	M	17.188	17.188	o	{o}	---
	B	S	FA-FA	M	17.188	17.188	o	{o}	---
	C	S	FA-FA	M	16.000	16.000	o	{o}	---
5F	A	S	FA-FA	M	17.188	17.188	o	{o}	---
	B	S	FA-FA	M	17.188	17.188	o	{o}	---
	C	S	FA-FA	M	16.000	16.000	o	{o}	---
4F	A	S	FA-FA	M	20.313	20.313	o	{o}	---
	B	S	FA-FA	M	20.313	20.313	o	{o}	---
	C	S	FA-FA	M	17.857	17.857	o	{o}	---
3F	A	S	FA-FA	M	20.313	20.313	o	{o}	---
	B	S	FA-FA	M	20.313	20.313	o	{o}	---
	C	S	FA-FA	M	17.857	17.857	o	{o}	---
2F	A	S	FA-FA	M	20.313	20.313	o	{o}	---
	B	S	FA-FA	M	20.313	20.313	o	{o}	---
	C	S	FA-FA	M	17.857	17.857	o	{o}	---
1F	A	S	FA-FA	M	20.313	20.313	o	{o}	---
	B	S	FA-FA	M	20.313	20.313	o	{o}	---
	C	S	FA-FA	M	17.857	17.857	o	{o}	---

Ｙ方向正加力時　3 ﾌﾚｰﾑ　梁の部材種別

層名	軸名1	軸名2	構造	ﾗﾝｸ	ﾓｰﾄﾞ	P1	P2	P3	P4	P5
14F	A	B	S	FA	M	44.737	7.000	o	o	{o}
	B	C	S	FA	M	45.667	7.500	o	o	{o}
13F	A	B	S	FA	M	44.737	7.000	o	o	{o}
	B	C	S	FA	M	45.667	7.500	o	o	{o}
12F	A	B	S	FA	M	44.737	7.000	o	o	{o}
	B	C	S	FA	M	45.667	7.500	o	o	{o}
11F	A	B	S	FA	M	44.000	5.469	o	o	{o}
	B	C	S	FA	M	45.667	7.500	o	o	{o}
10F	A	B	S	FA	M	44.000	5.469	o	o	{o}
	B	C	S	FA	M	45.667	7.500	o	o	{o}
9F	A	B	S	FA	M	44.000	5.469	o	o	{o}
	B	C	S	FA	M	45.667	7.500	o	o	{o}
8F	A	B	S	FA	M	44.000	5.469	o	o	{o}
	B	C	S	FA	M	50.154	6.250	o	o	{o}
7F	A	B	S	FA	M	44.000	5.469	o	o	{o}
	B	C	S	FA	M	50.154	6.250	o	o	{o}
6F	A	B	S	FA	M	44.000	5.469	o	o	{o}
	B	C	S	FA	M	50.154	6.250	o	o	{o}
5F	A	B	S	FA	M	43.579	4.861	o	o	{o}
	B	C	S	FA	M	44.737	7.000	o	o	{o}
4F	A	B	S	FA	M	43.579	4.861	o	o	{o}
	B	C	S	FA	M	44.737	7.000	o	o	{o}
3F	A	B	S	FA	M	43.579	4.861	o	o	{o}
	B	C	S	FA	M	44.737	7.000	o	o	{o}
2F	A	B	S	FA	M	43.579	4.861	o	o	{o}
	B	C	S	FA	M	44.737	7.000	o	o	{o}
1F	A	B	RC	FA	M	0.041	---	---	---	---
	B	C	RC	FA	M	0.032	---	---	---	---

Ｙ方向正加力時　3 ﾌﾚｰﾑ　柱の部材種別

階名	軸名	構造	ﾗﾝｸ	ﾓｰﾄﾞ	P1	P2	P3	P4	P5
13F	A	S	FA-FA	M	17.188	17.188	o	{o}	---
	B	S	FA-FA	M	17.188	17.188	o	{o}	---
	C	S	FA-FA	M	21.053	21.053	o	{o}	---
12F	A	S	FA-FA	M	17.188	17.188	o	{o}	---
	B	S	FA-FA	M	17.188	17.188	o	{o}	---
	C	S	FA-FA	M	21.053	21.053	o	{o}	---
11F	A	S	FA-FA	M	17.188	17.188	o	{o}	---
	B	S	FA-FA	M	17.188	17.188	o	{o}	---
	C	S	FA-FA	M	21.053	21.053	o	{o}	---
10F	A	S	FA-FA	M	17.188	17.188	o	{o}	---
	B	S	FA-FA	M	17.188	17.188	o	{o}	---
	C	S	FA-FA	M	21.053	21.053	o	{o}	---
9F	A	S	FA-FA	M	17.188	17.188	o	{o}	---
	B	S	FA-FA	M	17.188	17.188	o	{o}	---
	C	S	FA-FA	M	21.053	21.053	o	{o}	---
8F	A	S	FA-FA	M	17.188	17.188	o	{o}	---
	B	S	FA-FA	M	17.188	17.188	o	{o}	---
	C	S	FA-FA	M	21.053	21.053	o	{o}	---
7F	A	S	FA-FA	M	17.188	17.188	o	{o}	---
	B	S	FA-FA	M	17.188	17.188	o	{o}	---
	C	S	FA-FA	M	16.000	16.000	o	{o}	---
6F	A	S	FA-FA	M	17.188	17.188	o	{o}	---
	B	S	FA-FA	M	17.188	17.188	o	{o}	---
	C	S	FA-FA	M	16.000	16.000	o	{o}	---
5F	A	S	FA-FA	M	17.188	17.188	o	{o}	---
	B	S	FA-FA	M	17.188	17.188	o	{o}	---
	C	S	FA-FA	M	16.000	16.000	o	{o}	---
4F	A	S	FA-FA	M	20.313	20.313	o	{o}	---
	B	S	FA-FA	M	20.313	20.313	o	{o}	---
	C	S	FA-FA	M	17.857	17.857	o	{o}	---
3F	A	S	FA-FA	M	20.313	20.313	o	{o}	---
	B	S	FA-FA	M	20.313	20.313	o	{o}	---
	C	S	FA-FA	M	17.857	17.857	o	{o}	---
2F	A	S	FA-FA	M	20.313	20.313	o	{o}	---

Ｙ方向正加力時　3 ﾌﾚｰﾑ　柱の部材種別

階名	軸名	構造	ﾗﾝｸ	ﾓｰﾄﾞ	P1	P2	P3	P4	P5
2F	B	S	FA-FA	M	20.313	20.313	o	{o}	---
	C	S	FA-FA	M	17.857	17.857	o	{o}	---
1F	A	S	FA-FA	M	20.313	20.313	o	{o}	---
	B	S	FA-FA	M	20.313	20.313	o	{o}	---
	C	S	FA-FA	M	17.857	17.857	o	{o}	---

Ｙ方向正加力時　4 ﾌﾚｰﾑ　梁の部材種別

層名	軸名1	軸名2	構造	ﾗﾝｸ	ﾓｰﾄﾞ	P1	P2	P3	P4	P5
14F	A	B	S	FA	M	44.737	7.000	o	o	{o}
	B	C	S	FA	M	45.667	7.500	o	o	{o}
13F	A	B	S	FA	M	44.737	7.000	o	o	{o}
	B	C	S	FA	M	45.667	7.500	o	o	{o}
12F	A	B	S	FA	M	44.737	7.000	o	o	{o}
	B	C	S	FA	M	45.667	7.500	o	o	{o}
11F	A	B	S	FA	M	44.000	5.469	o	o	{o}
	B	C	S	FA	M	45.667	7.500	o	o	{o}
10F	A	B	S	FA	M	44.000	5.469	o	o	{o}
	B	C	S	FA	M	45.667	7.500	o	o	{o}
9F	A	B	S	FA	M	44.000	5.469	o	o	{o}
	B	C	S	FA	M	45.667	7.500	o	o	{o}
8F	A	B	S	FA	M	44.000	5.469	o	o	{o}
	B	C	S	FA	M	50.154	6.250	o	o	{o}
7F	A	B	S	FA	M	44.000	5.469	o	o	{o}
	B	C	S	FA	M	50.154	6.250	o	o	{o}
6F	A	B	S	FA	M	44.000	5.469	o	o	{o}
	B	C	S	FA	M	50.154	6.250	o	o	{o}
5F	A	B	S	FA	M	43.579	4.861	o	o	{o}
	B	C	S	FA	M	44.737	7.000	o	o	{o}
4F	A	B	S	FA	M	43.579	4.861	o	o	{o}
	B	C	S	FA	M	44.737	7.000	o	o	{o}
3F	A	B	S	FA	M	43.579	4.861	o	o	{o}
	B	C	S	FA	M	44.737	7.000	o	o	{o}
2F	A	B	S	FA	M	43.579	4.861	o	o	{o}
	B	C	S	FA	M	44.737	7.000	o	o	{o}
1F	A	B	RC	FA	M	0.041	---	---	---	---
	B	C	RC	FA	M	0.032	---	---	---	---

Ｙ方向正加力時　4 ﾌﾚｰﾑ　柱の部材種別

階名	軸名	構造	ﾗﾝｸ	ﾓｰﾄﾞ	P1	P2	P3	P4	P5
13F	A	S	FA-FA	M	17.188	17.188	o	{o}	---
	B	S	FA-FA	M	17.188	17.188	o	{o}	---
	C	S	FA-FA	M	21.053	21.053	o	{o}	---
12F	A	S	FA-FA	M	17.188	17.188	o	{o}	---
	B	S	FA-FA	M	17.188	17.188	o	{o}	---
	C	S	FA-FA	M	21.053	21.053	o	{o}	---
11F	A	S	FA-FA	M	17.188	17.188	o	{o}	---
	B	S	FA-FA	M	17.188	17.188	o	{o}	---
	C	S	FA-FA	M	21.053	21.053	o	{o}	---
10F	A	S	FA-FA	M	17.188	17.188	o	{o}	---
	B	S	FA-FA	M	17.188	17.188	o	{o}	---
	C	S	FA-FA	M	21.053	21.053	o	{o}	---
9F	A	S	FA-FA	M	17.188	17.188	o	{o}	---
	B	S	FA-FA	M	17.188	17.188	o	{o}	---
	C	S	FA-FA	M	21.053	21.053	o	{o}	---
8F	A	S	FA-FA	M	17.188	17.188	o	{o}	---
	B	S	FA-FA	M	17.188	17.188	o	{o}	---
	C	S	FA-FA	M	21.053	21.053	o	{o}	---
7F	A	S	FA-FA	M	17.188	17.188	o	{o}	---
	B	S	FA-FA	M	17.188	17.188	o	{o}	---
	C	S	FA-FA	M	16.000	16.000	o	{o}	---
6F	A	S	FA-FA	M	17.188	17.188	o	{o}	---
	B	S	FA-FA	M	17.188	17.188	o	{o}	---
	C	S	FA-FA	M	16.000	16.000	o	{o}	---
5F	A	S	FA-FA	M	17.188	17.188	o	{o}	---

Ｙ方向正加力時　4 ﾌﾚｰﾑ　柱の部材種別

階名	軸名	構造	ﾗﾝｸ	ﾓｰﾄﾞ	P1	P2	P3	P4	P5
5F	B	S	FA-FA	M	17.188	17.188	o	{o}	---
	C	S	FA-FA	M	16.000	16.000	o	{o}	---
4F	A	S	FA-FA	M	20.313	20.313	o	{o}	---
	B	S	FA-FA	M	20.313	20.313	o	{o}	---
	C	S	FA-FA	M	17.857	17.857	o	{o}	---
3F	A	S	FA-FA	M	20.313	20.313	o	{o}	---
	B	S	FA-FA	M	20.313	20.313	o	{o}	---
	C	S	FA-FA	M	17.857	17.857	o	{o}	---
2F	A	S	FA-FA	M	20.313	20.313	o	{o}	---
	B	S	FA-FA	M	20.313	20.313	o	{o}	---
	C	S	FA-FA	M	17.857	17.857	o	{o}	---
1F	A	S	FA-FA	M	20.313	20.313	o	{o}	---
	B	S	FA-FA	M	20.313	20.313	o	{o}	---
	C	S	FA-FA	M	17.857	17.857	o	{o}	---

Ｙ方向正加力時　5 ﾌﾚｰﾑ　梁の部材種別

層名	軸名1	軸名2	構造	ﾗﾝｸ	ﾓｰﾄﾞ	P1	P2	P3	P4	P5
14F	A	B	S	FA	M	44.737	7.000	o	o	{o}
	B	C	S	FA	M	45.667	7.500	o	o	{o}
13F	A	B	S	FA	M	44.737	7.000	o	o	{o}
	B	C	S	FA	M	45.667	7.500	o	o	{o}
12F	A	B	S	FA	M	44.737	7.000	o	o	{o}
	B	C	S	FA	M	45.667	7.500	o	o	{o}
11F	A	B	S	FA	M	44.000	5.469	o	o	{o}
	B	C	S	FA	M	45.667	7.500	o	o	{o}
10F	A	B	S	FA	M	44.000	5.469	o	o	{o}
	B	C	S	FA	M	45.667	7.500	o	o	{o}
9F	A	B	S	FA	M	44.000	5.469	o	o	{o}
	B	C	S	FA	M	45.667	7.500	o	o	{o}
8F	A	B	S	FA	M	44.000	5.469	o	o	{o}
	B	C	S	FA	M	50.154	6.250	o	o	{o}
7F	A	B	S	FA	M	44.000	5.469	o	o	{o}
	B	C	S	FA	M	50.154	6.250	o	o	{o}
6F	A	B	S	FA	M	44.000	5.469	o	o	{o}
	B	C	S	FA	M	50.154	6.250	o	o	{o}
5F	A	B	S	FA	M	43.579	4.861	o	o	{o}
	B	C	S	FA	M	44.737	7.000	o	o	{o}
4F	A	B	S	FA	M	43.579	4.861	o	o	{o}
	B	C	S	FA	M	44.737	7.000	o	o	{o}
3F	A	B	S	FA	M	43.579	4.861	o	o	{o}
	B	C	S	FA	M	44.737	7.000	o	o	{o}
2F	A	B	S	FA	M	43.579	4.861	o	o	{o}
	B	C	S	FA	M	44.737	7.000	o	o	{o}
1F	A	B	RC	FA	M	0.041	---	---	---	---
	B	C	RC	FA	M	0.033	---	---	---	---

Ｙ方向正加力時　5 ﾌﾚｰﾑ　柱の部材種別

階名	軸名	構造	ﾗﾝｸ	ﾓｰﾄﾞ	P1	P2	P3	P4	P5
13F	A	S	FA-FA	M	17.188	17.188	o	{o}	---
	B	S	FA-FA	M	17.188	17.188	o	{o}	---
	C	S	FA-FA	M	21.053	21.053	o	{o}	---
12F	A	S	FA-FA	M	17.188	17.188	o	{o}	---
	B	S	FA-FA	M	17.188	17.188	o	{o}	---
	C	S	FA-FA	M	21.053	21.053	o	{o}	---
11F	A	S	FA-FA	M	17.188	17.188	o	{o}	---
	B	S	FA-FA	M	17.188	17.188	o	{o}	---
	C	S	FA-FA	M	21.053	21.053	o	{o}	---
10F	A	S	FA-FA	M	17.188	17.188	o	{o}	---
	B	S	FA-FA	M	17.188	17.188	o	{o}	---
	C	S	FA-FA	M	21.053	21.053	o	{o}	---
9F	A	S	FA-FA	M	17.188	17.188	o	{o}	---
	B	S	FA-FA	M	17.188	17.188	o	{o}	---
	C	S	FA-FA	M	21.053	21.053	o	{o}	---
8F	A	S	FA-FA	M	17.188	17.188	o	{o}	---

Ｙ方向正加力時　5 ﾌﾚｰﾑ　柱の部材種別

階名	軸名	構造	ﾗﾝｸ	ﾓｰﾄﾞ	P1	P2	P3	P4	P5
8F	B	S	FA-FA	M	17.188	17.188	o	{o}	---
	C	S	FA-FA	M	21.053	21.053	o	{o}	---
7F	A	S	FA-FA	M	17.188	17.188	o	{o}	---
	B	S	FA-FA	M	17.188	17.188	o	{o}	---
	C	S	FA-FA	M	16.000	16.000	o	{o}	---
6F	A	S	FA-FA	M	17.188	17.188	o	{o}	---
	B	S	FA-FA	M	17.188	17.188	o	{o}	---
	C	S	FA-FA	M	16.000	16.000	o	{o}	---
5F	A	S	FA-FA	M	17.188	17.188	o	{o}	---
	B	S	FA-FA	M	17.188	17.188	o	{o}	---
	C	S	FA-FA	M	16.000	16.000	o	{o}	---
4F	A	S	FA-FA	M	20.313	20.313	o	{o}	---
	B	S	FA-FA	M	20.313	20.313	o	{o}	---
	C	S	FA-FA	M	17.857	17.857	o	{o}	---
3F	A	S	FA-FA	M	20.313	20.313	o	{o}	---
	B	S	FA-FA	M	20.313	20.313	o	{o}	---
	C	S	FA-FA	M	17.857	17.857	o	{o}	---
2F	A	S	FA-FA	M	20.313	20.313	o	{o}	---
	B	S	FA-FA	M	20.313	20.313	o	{o}	---
	C	S	FA-FA	M	17.857	17.857	o	{o}	---
1F	A	S	FA-FA	M	20.313	20.313	o	{o}	---
	B	S	FA-FA	M	20.313	20.313	o	{o}	---
	C	S	FA-FA	M	17.857	17.857	o	{o}	---

Ｙ方向正加力時　6 ﾌﾚｰﾑ　梁の部材種別

層名	軸名1	軸名2	構造	ﾗﾝｸ	ﾓｰﾄﾞ	P1	P2	P3	P4	P5
14F	A	B	S	FA	M	44.737	7.000	o	o	{o}
	B	C	S	FA	M	45.667	7.500	o	o	{o}
13F	A	B	S	FA	M	44.737	7.000	o	o	{o}
	B	C	S	FA	M	45.667	7.500	o	o	{o}
12F	A	B	S	FA	M	44.737	7.000	o	o	{o}
	B	C	S	FA	M	45.667	7.500	o	o	{o}
11F	A	B	S	FA	M	44.737	7.000	o	o	{o}
	B	C	S	FA	M	45.667	7.500	o	o	{o}
10F	A	B	S	FA	M	44.737	7.000	o	o	{o}
	B	C	S	FA	M	45.667	7.500	o	o	{o}
9F	A	B	S	FA	M	44.737	7.000	o	o	{o}
	B	C	S	FA	M	45.667	7.500	o	o	{o}
8F	A	B	S	FA	M	44.737	7.000	o	o	{o}
	B	C	S	FA	M	45.667	7.500	o	o	{o}
7F	A	B	S	FA	M	44.737	7.000	o	o	{o}
	B	C	S	FA	M	45.667	7.500	o	o	{o}
6F	A	B	S	FA	M	44.737	7.000	o	o	{o}
	B	C	S	FA	M	45.667	7.500	o	o	{o}
5F	A	B	S	FA	M	44.737	7.000	o	o	{o}
	B	C	S	FA	M	45.667	7.500	o	o	{o}
4F	A	B	S	FA	M	44.737	7.000	o	o	{o}
	B	C	S	FA	M	45.667	7.500	o	o	{o}
3F	A	B	S	FA	M	44.737	7.000	o	o	{o}
	B	C	S	FA	M	45.667	7.500	o	o	{o}
2F	A	B	S	FA	M	44.737	7.000	o	o	{o}
	B	C	S	FA	M	45.667	7.500	o	o	{o}
1F	A	B	RC	FA	M	0.035	---	---	---	---
	B	C	RC	FA	M	0.032	---	---	---	---

Ｙ方向正加力時　6 ﾌﾚｰﾑ　柱の部材種別

階名	軸名	構造	ﾗﾝｸ	ﾓｰﾄﾞ	P1	P2	P3	P4	P5
13F	A	S	FA-FA	M	17.188	17.188	o	{o}	---
	B	S	FA-FA	M	17.188	17.188	o	{o}	---
	C	S	FA-FA	M	21.053	21.053	o	{o}	---
12F	A	S	FA-FA	M	17.188	17.188	o	{o}	---
	B	S	FA-FA	M	17.188	17.188	o	{o}	---
	C	S	FA-FA	M	21.053	21.053	o	{o}	---
11F	A	S	FA-FA	M	17.188	17.188	o	{o}	---

Ｙ方向正加力時　6 ﾌﾚｰﾑ　柱の部材種別

階名	軸名	構造	ﾗﾝｸ	ﾓｰﾄﾞ	P1	P2	P3	P4	P5
11F	B	S	FA-FA	M	17.188	17.188	o	{o}	---
	C	S	FA-FA	M	21.053	21.053	o	{o}	---
10F	A	S	FA-FA	M	17.188	17.188	o	{o}	---
	B	S	FA-FA	M	17.188	17.188	o	{o}	---
	C	S	FA-FA	M	21.053	21.053	o	{o}	---
9F	A	S	FA-FA	M	17.188	17.188	o	{o}	---
	B	S	FA-FA	M	17.188	17.188	o	{o}	---
	C	S	FA-FA	M	21.053	21.053	o	{o}	---
8F	A	S	FA-FA	M	17.188	17.188	o	{o}	---
	B	S	FA-FA	M	17.188	17.188	o	{o}	---
	C	S	FA-FA	M	21.053	21.053	o	{o}	---
7F	A	S	FA-FA	M	17.188	17.188	o	{o}	---
	B	S	FA-FA	M	17.188	17.188	o	{o}	---
	C	S	FA-FA	M	16.000	16.000	o	{o}	---
6F	A	S	FA-FA	M	17.188	17.188	o	{o}	---
	B	S	FA-FA	M	17.188	17.188	o	{o}	---
	C	S	FA-FA	M	16.000	16.000	o	{o}	---
5F	A	S	FA-FA	M	17.188	17.188	o	{o}	---
	B	S	FA-FA	M	17.188	17.188	o	{o}	---
	C	S	FA-FA	M	16.000	16.000	o	{o}	---
4F	A	S	FA-FA	M	20.313	20.313	o	{o}	---
	B	S	FA-FA	M	20.313	20.313	o	{o}	---
	C	S	FA-FA	M	17.857	17.857	o	{o}	---
3F	A	S	FA-FA	M	20.313	20.313	o	{o}	---
	B	S	FA-FA	M	20.313	20.313	o	{o}	---
	C	S	FA-FA	M	17.857	17.857	o	{o}	---
2F	A	S	FA-FA	M	20.313	20.313	o	{o}	---
	B	S	FA-FA	M	20.313	20.313	o	{o}	---
	C	S	FA-FA	M	17.857	17.857	o	{o}	---
1F	A	S	FA-FA	M	20.313	20.313	o	{o}	---
	B	S	FA-FA	M	20.313	20.313	o	{o}	---
	C	S	FA-FA	M	17.857	17.857	o	{o}	---

Ｙ方向正加力時　A ﾌﾚｰﾑ　梁の部材種別

層名	軸名1	軸名2	構造	ﾗﾝｸ	ﾓｰﾄﾞ	P1	P2	P3	P4	P5
14F	1	2	S	FA	M	46.889	4.441	o	o	{o}
	2	3	S	FA	M	45.667	7.500	o	o	{o}
	3	4	S	FA	M	45.667	7.500	o	o	{o}
	4	5	S	FA	M	45.667	7.500	o	o	{o}
	5	6	S	FA	M	46.889	4.441	o	o	{o}
13F	1	2	S	FA	M	46.889	4.441	o	o	{o}
	2	3	S	FA	M	45.667	7.500	o	o	{o}
	3	4	S	FA	M	45.667	7.500	o	o	{o}
	4	5	S	FA	M	45.667	7.500	o	o	{o}
	5	6	S	FA	M	46.889	4.441	o	o	{o}
12F	1	2	S	FA	M	46.889	4.441	o	o	{o}
	2	3	S	FA	M	45.667	7.500	o	o	{o}
	3	4	S	FA	M	45.667	7.500	o	o	{o}
	4	5	S	FA	M	45.667	7.500	o	o	{o}
	5	6	S	FA	M	46.889	4.441	o	o	{o}
11F	1	2	S	FA	M	46.889	4.441	o	o	{o}
	2	3	S	FA	M	50.154	6.250	o	o	{o}
	3	4	S	FA	M	50.154	6.250	o	o	{o}
	4	5	S	FA	M	50.154	6.250	o	o	{o}
	5	6	S	FA	M	46.889	4.441	o	o	{o}
10F	1	2	S	FA	M	46.889	4.441	o	o	{o}
	2	3	S	FA	M	50.154	6.250	o	o	{o}
	3	4	S	FA	M	50.154	6.250	o	o	{o}
	4	5	S	FA	M	50.154	6.250	o	o	{o}
	5	6	S	FA	M	46.889	4.441	o	o	{o}
9F	1	2	S	FA	M	46.889	4.441	o	o	{o}
	2	3	S	FA	M	50.154	6.250	o	o	{o}
	3	4	S	FA	M	50.154	6.250	o	o	{o}
	4	5	S	FA	M	50.154	6.250	o	o	{o}
	5	6	S	FA	M	46.889	4.441	o	o	{o}

Ｙ方向正加力時　Ａ ﾌﾚｰﾑ　梁の部材種別

層名	軸名1	軸名2	構造	ﾗﾝｸ	ﾓｰﾄﾞ	P1	P2	P3	P4	P5
8F	1	2	S	FA	M	46.889	4.441	o	o	{o}
	2	3	S	FA	M	50.154	6.250	o	o	{o}
	3	4	S	FA	M	50.154	6.250	o	o	{o}
	4	5	S	FA	M	50.154	6.250	o	o	{o}
	5	6	S	FA	M	46.889	4.441	o	o	{o}
7F	1	2	S	FA	M	46.889	4.441	o	o	{o}
	2	3	S	FA	M	50.154	6.250	o	o	{o}
	3	4	S	FA	M	50.154	6.250	o	o	{o}
	4	5	S	FA	M	50.154	6.250	o	o	{o}
	5	6	S	FA	M	46.889	4.441	o	o	{o}
6F	1	2	S	FA	M	46.889	4.441	o	o	{o}
	2	3	S	FA	M	50.154	6.250	o	o	{o}
	3	4	S	FA	M	50.154	6.250	o	o	{o}
	4	5	S	FA	M	50.154	6.250	o	o	{o}
	5	6	S	FA	M	46.889	4.441	o	o	{o}
5F	1	2	S	FA	M	46.889	4.441	o	o	{o}
	2	3	S	FA	M	50.154	6.250	o	o	{o}
	3	4	S	FA	M	50.154	6.250	o	o	{o}
	4	5	S	FA	M	50.154	6.250	o	o	{o}
	5	6	S	FA	M	46.889	4.441	o	o	{o}
4F	1	2	S	FA	M	46.889	4.441	o	o	{o}
	2	3	S	FA	M	50.154	6.250	o	o	{o}
	3	4	S	FA	M	50.154	6.250	o	o	{o}
	4	5	S	FA	M	50.154	6.250	o	o	{o}
	5	6	S	FA	M	46.889	4.441	o	o	{o}
3F	1	2	S	FA	M	46.889	4.441	o	o	{o}
	2	3	S	FA	M	50.154	6.250	o	o	{o}
	3	4	S	FA	M	50.154	6.250	o	o	{o}
	4	5	S	FA	M	50.154	6.250	o	o	{o}
	5	6	S	FA	M	46.889	4.441	o	o	{o}
2F	1	2	S	FA	M	46.889	4.441	o	o	{o}
	2	3	S	FA	M	50.154	6.250	o	o	{o}
	3	4	S	FA	M	50.154	6.250	o	o	{o}
	4	5	S	FA	M	50.154	6.250	o	o	{o}
	5	6	S	FA	M	46.889	4.441	o	o	{o}
1F	1	2	RC	FA	M	0.006	---	---	---	---
	2	3	RC	FA	M	0.006	---	---	---	---
	3	4	RC	FA	M	0.006	---	---	---	---
	4	5	RC	FA	M	0.006	---	---	---	---
	5	6	RC	FA	M	0.007	---	---	---	---

Ｙ方向正加力時　Ａ ﾌﾚｰﾑ　柱の部材種別

階名	軸名	構造	ﾗﾝｸ	ﾓｰﾄﾞ	P1	P2	P3	P4	P5
13F	1	S	FA-FA	M	17.188	17.188	o	{o}	---
	2	S	FA-FA	M	17.188	17.188	o	{o}	---
	3	S	FA-FA	M	17.188	17.188	o	{o}	---
	4	S	FA-FA	M	17.188	17.188	o	{o}	---
	5	S	FA-FA	M	17.188	17.188	o	{o}	---
	6	S	FA-FA	M	17.188	17.188	o	{o}	---
12F	1	S	FA-FA	M	17.188	17.188	o	{o}	---
	2	S	FA-FA	M	17.188	17.188	o	{o}	---
	3	S	FA-FA	M	17.188	17.188	o	{o}	---
	4	S	FA-FA	M	17.188	17.188	o	{o}	---
	5	S	FA-FA	M	17.188	17.188	o	{o}	---
	6	S	FA-FA	M	17.188	17.188	o	{o}	---
11F	1	S	FA-FA	M	17.188	17.188	o	{o}	---
	2	S	FA-FA	M	17.188	17.188	o	{o}	---
	3	S	FA-FA	M	17.188	17.188	o	{o}	---
	4	S	FA-FA	M	17.188	17.188	o	{o}	---
	5	S	FA-FA	M	17.188	17.188	o	{o}	---
	6	S	FA-FA	M	17.188	17.188	o	{o}	---
10F	1	S	FA-FA	M	17.188	17.188	o	{o}	---
	2	S	FA-FA	M	17.188	17.188	o	{o}	---
	3	S	FA-FA	M	17.188	17.188	o	{o}	---
	4	S	FA-FA	M	17.188	17.188	o	{o}	---

Y方向正加力時　A ﾌﾚｰﾑ　柱の部材種別

階名	軸名	構造	ﾗﾝｸ	ﾓｰﾄﾞ	P1	P2	P3	P4	P5
10F	5	S	FA-FA	M	17.188	17.188	o	{o}	---
	6	S	FA-FA	M	17.188	17.188	o	{o}	---
9F	1	S	FA-FA	M	17.188	17.188	o	{o}	---
	2	S	FA-FA	M	17.188	17.188	o	{o}	---
	3	S	FA-FA	M	17.188	17.188	o	{o}	---
	4	S	FA-FA	M	17.188	17.188	o	{o}	---
	5	S	FA-FA	M	17.188	17.188	o	{o}	---
	6	S	FA-FA	M	17.188	17.188	o	{o}	---
8F	1	S	FA-FA	M	17.188	17.188	o	{o}	---
	2	S	FA-FA	M	17.188	17.188	o	{o}	---
	3	S	FA-FA	M	17.188	17.188	o	{o}	---
	4	S	FA-FA	M	17.188	17.188	o	{o}	---
	5	S	FA-FA	M	17.188	17.188	o	{o}	---
	6	S	FA-FA	M	17.188	17.188	o	{o}	---
7F	1	S	FA-FA	M	17.188	17.188	o	{o}	---
	2	S	FA-FA	M	17.188	17.188	o	{o}	---
	3	S	FA-FA	M	17.188	17.188	o	{o}	---
	4	S	FA-FA	M	17.188	17.188	o	{o}	---
	5	S	FA-FA	M	17.188	17.188	o	{o}	---
	6	S	FA-FA	M	17.188	17.188	o	{o}	---
6F	1	S	FA-FA	M	17.188	17.188	o	{o}	---
	2	S	FA-FA	M	17.188	17.188	o	{o}	---
	3	S	FA-FA	M	17.188	17.188	o	{o}	---
	4	S	FA-FA	M	17.188	17.188	o	{o}	---
	5	S	FA-FA	M	17.188	17.188	o	{o}	---
	6	S	FA-FA	M	17.188	17.188	o	{o}	---
5F	1	S	FA-FA	M	17.188	17.188	o	{o}	---
	2	S	FA-FA	M	17.188	17.188	o	{o}	---
	3	S	FA-FA	M	17.188	17.188	o	{o}	---
	4	S	FA-FA	M	17.188	17.188	o	{o}	---
	5	S	FA-FA	M	17.188	17.188	o	{o}	---
	6	S	FA-FA	M	17.188	17.188	o	{o}	---
4F	1	S	FA-FA	M	20.313	20.313	o	{o}	---
	2	S	FA-FA	M	20.313	20.313	o	{o}	---
	3	S	FA-FA	M	20.313	20.313	o	{o}	---
	4	S	FA-FA	M	20.313	20.313	o	{o}	---
	5	S	FA-FA	M	20.313	20.313	o	{o}	---
	6	S	FA-FA	M	20.313	20.313	o	{o}	---
3F	1	S	FA-FA	M	20.313	20.313	o	{o}	---
	2	S	FA-FA	M	20.313	20.313	o	{o}	---
	3	S	FA-FA	M	20.313	20.313	o	{o}	---
	4	S	FA-FA	M	20.313	20.313	o	{o}	---
	5	S	FA-FA	M	20.313	20.313	o	{o}	---
	6	S	FA-FA	M	20.313	20.313	o	{o}	---
2F	1	S	FA-FA	M	20.313	20.313	o	{o}	---
	2	S	FA-FA	M	20.313	20.313	o	{o}	---
	3	S	FA-FA	M	20.313	20.313	o	{o}	---
	4	S	FA-FA	M	20.313	20.313	o	{o}	---
	5	S	FA-FA	M	20.313	20.313	o	{o}	---
	6	S	FA-FA	M	20.313	20.313	o	{o}	---
1F	1	S	FA-FA	M	20.313	20.313	o	{o}	---
	2	S	FA-FA	M	20.313	20.313	o	{o}	---
	3	S	FA-FA	M	20.313	20.313	o	{o}	---
	4	S	FA-FA	M	20.313	20.313	o	{o}	---
	5	S	FA-FA	M	20.313	20.313	o	{o}	---
	6	S	FA-FA	M	20.313	20.313	o	{o}	---

Y方向正加力時　B ﾌﾚｰﾑ　梁の部材種別

層名	軸名1	軸名2	構造	ﾗﾝｸ	ﾓｰﾄﾞ	P1	P2	P3	P4	P5
14F	1	2	S	FA	M	46.889	4.441	o	o	{o}
	2	3	S	FA	M	45.667	7.500	o	o	{o}
	3	4	S	FA	M	45.667	7.500	o	o	{o}
	4	5	S	FA	M	45.667	7.500	o	o	{o}
	5	6	S	FA	M	46.889	4.441	o	o	{o}
13F	1	2	S	FA	M	46.889	4.441	o	o	{o}

Ｙ方向正加力時　Ｂ ﾌﾚｰﾑ　梁の部材種別

層名	軸名1	軸名2	構造	ﾗﾝｸ	ﾓｰﾄﾞ	P1	P2	P3	P4	P5
13F	2	3	S	FA	M	45.667	7.500	o	o	{o}
	3	4	S	FA	M	45.667	7.500	o	o	{o}
	4	5	S	FA	M	45.667	7.500	o	o	{o}
	5	6	S	FA	M	46.889	4.441	o	o	{o}
12F	1	2	S	FA	M	46.889	4.441	o	o	{o}
	2	3	S	FA	M	45.667	7.500	o	o	{o}
	3	4	S	FA	M	45.667	7.500	o	o	{o}
	4	5	S	FA	M	45.667	7.500	o	o	{o}
	5	6	S	FA	M	46.889	4.441	o	o	{o}
11F	1	2	S	FA	M	46.889	4.441	o	o	{o}
	2	3	S	FA	M	50.154	6.250	o	o	{o}
	3	4	S	FA	M	50.154	6.250	o	o	{o}
	4	5	S	FA	M	50.154	6.250	o	o	{o}
	5	6	S	FA	M	46.889	4.441	o	o	{o}
10F	1	2	S	FA	M	46.889	4.441	o	o	{o}
	2	3	S	FA	M	50.154	6.250	o	o	{o}
	3	4	S	FA	M	50.154	6.250	o	o	{o}
	4	5	S	FA	M	50.154	6.250	o	o	{o}
	5	6	S	FA	M	46.889	4.441	o	o	{o}
9F	1	2	S	FA	M	46.889	4.441	o	o	{o}
	2	3	S	FA	M	50.154	6.250	o	o	{o}
	3	4	S	FA	M	50.154	6.250	o	o	{o}
	4	5	S	FA	M	50.154	6.250	o	o	{o}
	5	6	S	FA	M	46.889	4.441	o	o	{o}
8F	1	2	S	FA	M	46.889	4.441	o	o	{o}
	2	3	S	FA	M	50.154	6.250	o	o	{o}
	3	4	S	FA	M	50.154	6.250	o	o	{o}
	4	5	S	FA	M	50.154	6.250	o	o	{o}
	5	6	S	FA	M	46.889	4.441	o	o	{o}
7F	1	2	S	FA	M	46.889	4.441	o	o	{o}
	2	3	S	FA	M	50.154	6.250	o	o	{o}
	3	4	S	FA	M	50.154	6.250	o	o	{o}
	4	5	S	FA	M	50.154	6.250	o	o	{o}
	5	6	S	FA	M	46.889	4.441	o	o	{o}
6F	1	2	S	FA	M	46.889	4.441	o	o	{o}
	2	3	S	FA	M	50.154	6.250	o	o	{o}
	3	4	S	FA	M	50.154	6.250	o	o	{o}
	4	5	S	FA	M	50.154	6.250	o	o	{o}
	5	6	S	FA	M	46.889	4.441	o	o	{o}
5F	1	2	S	FA	M	46.889	4.441	o	o	{o}
	2	3	S	FA	M	50.154	6.250	o	o	{o}
	3	4	S	FA	M	50.154	6.250	o	o	{o}
	4	5	S	FA	M	50.154	6.250	o	o	{o}
	5	6	S	FA	M	46.889	4.441	o	o	{o}
4F	1	2	S	FA	M	46.889	4.441	o	o	{o}
	2	3	S	FA	M	50.154	6.250	o	o	{o}
	3	4	S	FA	M	50.154	6.250	o	o	{o}
	4	5	S	FA	M	50.154	6.250	o	o	{o}
	5	6	S	FA	M	46.889	4.441	o	o	{o}
3F	1	2	S	FA	M	46.889	4.441	o	o	{o}
	2	3	S	FA	M	50.154	6.250	o	o	{o}
	3	4	S	FA	M	50.154	6.250	o	o	{o}
	4	5	S	FA	M	50.154	6.250	o	o	{o}
	5	6	S	FA	M	46.889	4.441	o	o	{o}
2F	1	2	S	FA	M	46.889	4.441	o	o	{o}
	2	3	S	FA	M	50.154	6.250	o	o	{o}
	3	4	S	FA	M	50.154	6.250	o	o	{o}
	4	5	S	FA	M	50.154	6.250	o	o	{o}
	5	6	S	FA	M	46.889	4.441	o	o	{o}
1F	1	2	RC	FA	M	0.008	---	---	---	---
	2	3	RC	FA	M	0.007	---	---	---	---
	3	4	RC	FA	M	0.007	---	---	---	---
	4	5	RC	FA	M	0.007	---	---	---	---
	5	6	RC	FA	M	0.008	---	---	---	---

Y方向正加力時　B ﾌﾚｰﾑ　柱の部材種別

階名	軸名	構造	ﾗﾝｸ	ﾓｰﾄﾞ	P1	P2	P3	P4	P5
13F	1	S	FA-FA	M	17.188	17.188	o	{o}	---
	2	S	FA-FA	M	17.188	17.188	o	{o}	---
	3	S	FA-FA	M	17.188	17.188	o	{o}	---
	4	S	FA-FA	M	17.188	17.188	o	{o}	---
	5	S	FA-FA	M	17.188	17.188	o	{o}	---
	6	S	FA-FA	M	17.188	17.188	o	{o}	---
12F	1	S	FA-FA	M	17.188	17.188	o	{o}	---
	2	S	FA-FA	M	17.188	17.188	o	{o}	---
	3	S	FA-FA	M	17.188	17.188	o	{o}	---
	4	S	FA-FA	M	17.188	17.188	o	{o}	---
	5	S	FA-FA	M	17.188	17.188	o	{o}	---
	6	S	FA-FA	M	17.188	17.188	o	{o}	---
11F	1	S	FA-FA	M	17.188	17.188	o	{o}	---
	2	S	FA-FA	M	17.188	17.188	o	{o}	---
	3	S	FA-FA	M	17.188	17.188	o	{o}	---
	4	S	FA-FA	M	17.188	17.188	o	{o}	---
	5	S	FA-FA	M	17.188	17.188	o	{o}	---
	6	S	FA-FA	M	17.188	17.188	o	{o}	---
10F	1	S	FA-FA	M	17.188	17.188	o	{o}	---
	2	S	FA-FA	M	17.188	17.188	o	{o}	---
	3	S	FA-FA	M	17.188	17.188	o	{o}	---
	4	S	FA-FA	M	17.188	17.188	o	{o}	---
	5	S	FA-FA	M	17.188	17.188	o	{o}	---
	6	S	FA-FA	M	17.188	17.188	o	{o}	---
9F	1	S	FA-FA	M	17.188	17.188	o	{o}	---
	2	S	FA-FA	M	17.188	17.188	o	{o}	---
	3	S	FA-FA	M	17.188	17.188	o	{o}	---
	4	S	FA-FA	M	17.188	17.188	o	{o}	---
	5	S	FA-FA	M	17.188	17.188	o	{o}	---
	6	S	FA-FA	M	17.188	17.188	o	{o}	---
8F	1	S	FA-FA	M	17.188	17.188	o	{o}	---
	2	S	FA-FA	M	17.188	17.188	o	{o}	---
	3	S	FA-FA	M	17.188	17.188	o	{o}	---
	4	S	FA-FA	M	17.188	17.188	o	{o}	---
	5	S	FA-FA	M	17.188	17.188	o	{o}	---
	6	S	FA-FA	M	17.188	17.188	o	{o}	---
7F	1	S	FA-FA	M	17.188	17.188	o	{o}	---
	2	S	FA-FA	M	17.188	17.188	o	{o}	---
	3	S	FA-FA	M	17.188	17.188	o	{o}	---
	4	S	FA-FA	M	17.188	17.188	o	{o}	---
	5	S	FA-FA	M	17.188	17.188	o	{o}	---
	6	S	FA-FA	M	17.188	17.188	o	{o}	---
6F	1	S	FA-FA	M	17.188	17.188	o	{o}	---
	2	S	FA-FA	M	17.188	17.188	o	{o}	---
	3	S	FA-FA	M	17.188	17.188	o	{o}	---
	4	S	FA-FA	M	17.188	17.188	o	{o}	---
	5	S	FA-FA	M	17.188	17.188	o	{o}	---
	6	S	FA-FA	M	17.188	17.188	o	{o}	---
5F	1	S	FA-FA	M	17.188	17.188	o	{o}	---
	2	S	FA-FA	M	17.188	17.188	o	{o}	---
	3	S	FA-FA	M	17.188	17.188	o	{o}	---
	4	S	FA-FA	M	17.188	17.188	o	{o}	---
	5	S	FA-FA	M	17.188	17.188	o	{o}	---
	6	S	FA-FA	M	17.188	17.188	o	{o}	---
4F	1	S	FA-FA	M	20.313	20.313	o	{o}	---
	2	S	FA-FA	M	20.313	20.313	o	{o}	---
	3	S	FA-FA	M	20.313	20.313	o	{o}	---
	4	S	FA-FA	M	20.313	20.313	o	{o}	---
	5	S	FA-FA	M	20.313	20.313	o	{o}	---
	6	S	FA-FA	M	20.313	20.313	o	{o}	---
3F	1	S	FA-FA	M	20.313	20.313	o	{o}	---
	2	S	FA-FA	M	20.313	20.313	o	{o}	---
	3	S	FA-FA	M	20.313	20.313	o	{o}	---
	4	S	FA-FA	M	20.313	20.313	o	{o}	---
	5	S	FA-FA	M	20.313	20.313	o	{o}	---

Y方向正加力時　B ﾌﾚｰﾑ　柱の部材種別

階名	軸名	構造	ﾗﾝｸ	ﾓｰﾄﾞ	P1	P2	P3	P4	P5
3F	6	S	FA-FA	M	20.313	20.313	o	{o}	---
2F	1	S	FA-FA	M	20.313	20.313	o	{o}	---
	2	S	FA-FA	M	20.313	20.313	o	{o}	---
	3	S	FA-FA	M	20.313	20.313	o	{o}	---
	4	S	FA-FA	M	20.313	20.313	o	{o}	---
	5	S	FA-FA	M	20.313	20.313	o	{o}	---
	6	S	FA-FA	M	20.313	20.313	o	{o}	---
1F	1	S	FA-FA	M	20.313	20.313	o	{o}	---
	2	S	FA-FA	M	20.313	20.313	o	{o}	---
	3	S	FA-FA	M	20.313	20.313	o	{o}	---
	4	S	FA-FA	M	20.313	20.313	o	{o}	---
	5	S	FA-FA	M	20.313	20.313	o	{o}	---
	6	S	FA-FA	M	20.313	20.313	o	{o}	---

Y方向正加力時　C ﾌﾚｰﾑ　梁の部材種別

層名	軸名1	軸名2	構造	ﾗﾝｸ	ﾓｰﾄﾞ	P1	P2	P3	P4	P5
14F	1	2	S	FA	M	41.091	8.333	o	o	{o}
	2	3	S	FA	M	41.091	8.333	o	o	{o}
	3	4	S	FA	M	41.091	8.333	o	o	{o}
	4	5	S	FA	M	41.091	8.333	o	o	{o}
	5	6	S	FA	M	41.091	8.333	o	o	{o}
13F	1	2	S	FA	M	41.091	8.333	o	o	{o}
	2	3	S	FA	M	41.091	8.333	o	o	{o}
	3	4	S	FA	M	41.091	8.333	o	o	{o}
	4	5	S	FA	M	41.091	8.333	o	o	{o}
	5	6	S	FA	M	41.091	8.333	o	o	{o}
12F	1	2	S	FA	M	41.091	8.333	o	o	{o}
	2	3	S	FA	M	41.091	8.333	o	o	{o}
	3	4	S	FA	M	41.091	8.333	o	o	{o}
	4	5	S	FA	M	41.091	8.333	o	o	{o}
	5	6	S	FA	M	41.091	8.333	o	o	{o}
11F	1	2	S	FA	M	45.667	7.500	o	o	{o}
	2	3	S	FA	M	45.667	7.500	o	o	{o}
	3	4	S	FA	M	45.667	7.500	o	o	{o}
	4	5	S	FA	M	45.667	7.500	o	o	{o}
	5	6	S	FA	M	45.667	7.500	o	o	{o}
10F	1	2	S	FA	M	45.667	7.500	o	o	{o}
	2	3	S	FA	M	45.667	7.500	o	o	{o}
	3	4	S	FA	M	45.667	7.500	o	o	{o}
	4	5	S	FA	M	45.667	7.500	o	o	{o}
	5	6	S	FA	M	45.667	7.500	o	o	{o}
9F	1	2	S	FA	M	45.667	7.500	o	o	{o}
	2	3	S	FA	M	45.667	7.500	o	o	{o}
	3	4	S	FA	M	45.667	7.500	o	o	{o}
	4	5	S	FA	M	45.667	7.500	o	o	{o}
	5	6	S	FA	M	45.667	7.500	o	o	{o}
8F	1	2	S	FA	M	45.667	7.500	o	o	{o}
	2	3	S	FA	M	45.667	7.500	o	o	{o}
	3	4	S	FA	M	45.667	7.500	o	o	{o}
	4	5	S	FA	M	45.667	7.500	o	o	{o}
	5	6	S	FA	M	45.667	7.500	o	o	{o}
7F	1	2	S	FA	M	45.667	7.500	o	o	{o}
	2	3	S	FA	M	45.667	7.500	o	o	{o}
	3	4	S	FA	M	45.667	7.500	o	o	{o}
	4	5	S	FA	M	45.667	7.500	o	o	{o}
	5	6	S	FA	M	45.667	7.500	o	o	{o}
6F	1	2	S	FA	M	45.667	7.500	o	o	{o}
	2	3	S	FA	M	45.667	7.500	o	o	{o}
	3	4	S	FA	M	45.667	7.500	o	o	{o}
	4	5	S	FA	M	45.667	7.500	o	o	{o}
	5	6	S	FA	M	45.667	7.500	o	o	{o}
5F	1	2	S	FA	M	45.667	7.500	o	o	{o}
	2	3	S	FA	M	45.667	7.500	o	o	{o}
	3	4	S	FA	M	45.667	7.500	o	o	{o}
	4	5	S	FA	M	45.667	7.500	o	o	{o}

Ｙ方向正加力時　C ﾌﾚｰﾑ　梁の部材種別

層名	軸名1	軸名2	構造	ﾗﾝｸ	ﾓｰﾄﾞ	P1	P2	P3	P4	P5
5F	5	6	S	FA	M	45.667	7.500	o	o	{o}
4F	1	2	S	FA	M	45.667	7.500	o	o	{o}
	2	3	S	FA	M	45.667	7.500	o	o	{o}
	3	4	S	FA	M	45.667	7.500	o	o	{o}
	4	5	S	FA	M	45.667	7.500	o	o	{o}
	5	6	S	FA	M	45.667	7.500	o	o	{o}
3F	1	2	S	FA	M	45.667	7.500	o	o	{o}
	2	3	S	FA	M	45.667	7.500	o	o	{o}
	3	4	S	FA	M	45.667	7.500	o	o	{o}
	4	5	S	FA	M	45.667	7.500	o	o	{o}
	5	6	S	FA	M	45.667	7.500	o	o	{o}
2F	1	2	S	FA	M	45.667	7.500	o	o	{o}
	2	3	S	FA	M	45.667	7.500	o	o	{o}
	3	4	S	FA	M	45.667	7.500	o	o	{o}
	4	5	S	FA	M	45.667	7.500	o	o	{o}
	5	6	S	FA	M	45.667	7.500	o	o	{o}
1F	1	2	RC	FA	M	0.007	---	---	---	---
	2	3	RC	FA	M	0.006	---	---	---	---
	3	4	RC	FA	M	0.006	---	---	---	---
	4	5	RC	FA	M	0.006	---	---	---	---
	5	6	RC	FA	M	0.006	---	---	---	---

Ｙ方向正加力時　C ﾌﾚｰﾑ　柱の部材種別

階名	軸名	構造	ﾗﾝｸ	ﾓｰﾄﾞ	P1	P2	P3	P4	P5
13F	1	S	FA-FA	M	21.053	21.053	o	{o}	---
	2	S	FA-FA	M	21.053	21.053	o	{o}	---
	3	S	FA-FA	M	21.053	21.053	o	{o}	---
	4	S	FA-FA	M	21.053	21.053	o	{o}	---
	5	S	FA-FA	M	21.053	21.053	o	{o}	---
	6	S	FA-FA	M	21.053	21.053	o	{o}	---
12F	1	S	FA-FA	M	21.053	21.053	o	{o}	---
	2	S	FA-FA	M	21.053	21.053	o	{o}	---
	3	S	FA-FA	M	21.053	21.053	o	{o}	---
	4	S	FA-FA	M	21.053	21.053	o	{o}	---
	5	S	FA-FA	M	21.053	21.053	o	{o}	---
	6	S	FA-FA	M	21.053	21.053	o	{o}	---
11F	1	S	FA-FA	M	21.053	21.053	o	{o}	---
	2	S	FA-FA	M	21.053	21.053	o	{o}	---
	3	S	FA-FA	M	21.053	21.053	o	{o}	---
	4	S	FA-FA	M	21.053	21.053	o	{o}	---
	5	S	FA-FA	M	21.053	21.053	o	{o}	---
	6	S	FA-FA	M	21.053	21.053	o	{o}	---
10F	1	S	FA-FA	M	21.053	21.053	o	{o}	---
	2	S	FA-FA	M	21.053	21.053	o	{o}	---
	3	S	FA-FA	M	21.053	21.053	o	{o}	---
	4	S	FA-FA	M	21.053	21.053	o	{o}	---
	5	S	FA-FA	M	21.053	21.053	o	{o}	---
	6	S	FA-FA	M	21.053	21.053	o	{o}	---
9F	1	S	FA-FA	M	21.053	21.053	o	{o}	---
	2	S	FA-FA	M	21.053	21.053	o	{o}	---
	3	S	FA-FA	M	21.053	21.053	o	{o}	---
	4	S	FA-FA	M	21.053	21.053	o	{o}	---
	5	S	FA-FA	M	21.053	21.053	o	{o}	---
	6	S	FA-FA	M	21.053	21.053	o	{o}	---
8F	1	S	FA-FA	M	21.053	21.053	o	{o}	---
	2	S	FA-FA	M	21.053	21.053	o	{o}	---
	3	S	FA-FA	M	21.053	21.053	o	{o}	---
	4	S	FA-FA	M	21.053	21.053	o	{o}	---
	5	S	FA-FA	M	21.053	21.053	o	{o}	---
	6	S	FA-FA	M	21.053	21.053	o	{o}	---
7F	1	S	FA-FA	M	16.000	16.000	o	{o}	---
	2	S	FA-FA	M	16.000	16.000	o	{o}	---
	3	S	FA-FA	M	16.000	16.000	o	{o}	---
	4	S	FA-FA	M	16.000	16.000	o	{o}	---
	5	S	FA-FA	M	16.000	16.000	o	{o}	---

Ｙ方向正加力時　C ﾌﾚｰﾑ　柱の部材種別

階名	軸名	構造	ﾗﾝｸ	ﾓｰﾄﾞ	P1	P2	P3	P4	P5
7F	6	S	FA-FA	M	16.000	16.000	o	{o}	---
6F	1	S	FA-FA	M	16.000	16.000	o	{o}	---
	2	S	FA-FA	M	16.000	16.000	o	{o}	---
	3	S	FA-FA	M	16.000	16.000	o	{o}	---
	4	S	FA-FA	M	16.000	16.000	o	{o}	---
	5	S	FA-FA	M	16.000	16.000	o	{o}	---
	6	S	FA-FA	M	16.000	16.000	o	{o}	---
5F	1	S	FA-FA	M	16.000	16.000	o	{o}	---
	2	S	FA-FA	M	16.000	16.000	o	{o}	---
	3	S	FA-FA	M	16.000	16.000	o	{o}	---
	4	S	FA-FA	M	16.000	16.000	o	{o}	---
	5	S	FA-FA	M	16.000	16.000	o	{o}	---
	6	S	FA-FA	M	16.000	16.000	o	{o}	---
4F	1	S	FA-FA	M	17.857	17.857	o	{o}	---
	2	S	FA-FA	M	17.857	17.857	o	{o}	---
	3	S	FA-FA	M	17.857	17.857	o	{o}	---
	4	S	FA-FA	M	17.857	17.857	o	{o}	---
	5	S	FA-FA	M	17.857	17.857	o	{o}	---
	6	S	FA-FA	M	17.857	17.857	o	{o}	---
3F	1	S	FA-FA	M	17.857	17.857	o	{o}	---
	2	S	FA-FA	M	17.857	17.857	o	{o}	---
	3	S	FA-FA	M	17.857	17.857	o	{o}	---
	4	S	FA-FA	M	17.857	17.857	o	{o}	---
	5	S	FA-FA	M	17.857	17.857	o	{o}	---
	6	S	FA-FA	M	17.857	17.857	o	{o}	---
2F	1	S	FA-FA	M	17.857	17.857	o	{o}	---
	2	S	FA-FA	M	17.857	17.857	o	{o}	---
	3	S	FA-FA	M	17.857	17.857	o	{o}	---
	4	S	FA-FA	M	17.857	17.857	o	{o}	---
	5	S	FA-FA	M	17.857	17.857	o	{o}	---
	6	S	FA-FA	M	17.857	17.857	o	{o}	---
1F	1	S	FA-FA	M	17.857	17.857	o	{o}	---
	2	S	FA-FA	M	17.857	17.857	o	{o}	---
	3	S	FA-FA	M	17.857	17.857	o	{o}	---
	4	S	FA-FA	M	17.857	17.857	o	{o}	---
	5	S	FA-FA	M	17.857	17.857	o	{o}	---
	6	S	FA-FA	M	17.857	17.857	o	{o}	---

Ｙ方向負加力時　1 ﾌﾚｰﾑ　梁の部材種別

層名	軸名1	軸名2	構造	ﾗﾝｸ	ﾓｰﾄﾞ	P1	P2	P3	P4	P5
14F	A	B	S	FA	M	44.737	7.000	o	o	{o}
	B	C	S	FA	M	45.667	7.500	o	o	{o}
13F	A	B	S	FA	M	44.737	7.000	o	o	{o}
	B	C	S	FA	M	45.667	7.500	o	o	{o}
12F	A	B	S	FA	M	44.737	7.000	o	o	{o}
	B	C	S	FA	M	45.667	7.500	o	o	{o}
11F	A	B	S	FA	M	44.737	7.000	o	o	{o}
	B	C	S	FA	M	45.667	7.500	o	o	{o}
10F	A	B	S	FA	M	44.737	7.000	o	o	{o}
	B	C	S	FA	M	45.667	7.500	o	o	{o}
9F	A	B	S	FA	M	44.737	7.000	o	o	{o}
	B	C	S	FA	M	45.667	7.500	o	o	{o}
8F	A	B	S	FA	M	44.737	7.000	o	o	{o}
	B	C	S	FA	M	45.667	7.500	o	o	{o}
7F	A	B	S	FA	M	44.737	7.000	o	o	{o}
	B	C	S	FA	M	45.667	7.500	o	o	{o}
6F	A	B	S	FA	M	44.737	7.000	o	o	{o}
	B	C	S	FA	M	45.667	7.500	o	o	{o}
5F	A	B	S	FA	M	44.737	7.000	o	o	{o}
	B	C	S	FA	M	45.667	7.500	o	o	{o}
4F	A	B	S	FA	M	44.737	7.000	o	o	{o}
	B	C	S	FA	M	45.667	7.500	o	o	{o}
3F	A	B	S	FA	M	44.737	7.000	o	o	{o}
	B	C	S	FA	M	45.667	7.500	o	o	{o}
2F	A	B	S	FA	M	44.737	7.000	o	o	{o}

Ｙ方向負加力時　1 ﾌﾚｰﾑ　梁の部材種別

層名	軸名1	軸名2	構造	ﾗﾝｸ	ﾓｰﾄﾞ	P1	P2	P3	P4	P5
2F	B	C	S	FA	M	45.667	7.500	o	o	{o}
1F	A	B	RC	FA	M	0.032	---	---	---	---
	B	C	RC	FA	M	0.039	---	---	---	---

Ｙ方向負加力時　1 ﾌﾚｰﾑ　柱の部材種別

階名	軸名	構造	ﾗﾝｸ	ﾓｰﾄﾞ	P1	P2	P3	P4	P5
13F	A	S	FA-FA	M	17.188	17.188	o	{o}	---
	B	S	FA-FA	M	17.188	17.188	o	{o}	---
	C	S	FA-FA	M	21.053	21.053	o	{o}	---
12F	A	S	FA-FA	M	17.188	17.188	o	{o}	---
	B	S	FA-FA	M	17.188	17.188	o	{o}	---
	C	S	FA-FA	M	21.053	21.053	o	{o}	---
11F	A	S	FA-FA	M	17.188	17.188	o	{o}	---
	B	S	FA-FA	M	17.188	17.188	o	{o}	---
	C	S	FA-FA	M	21.053	21.053	o	{o}	---
10F	A	S	FA-FA	M	17.188	17.188	o	{o}	---
	B	S	FA-FA	M	17.188	17.188	o	{o}	---
	C	S	FA-FA	M	21.053	21.053	o	{o}	---
9F	A	S	FA-FA	M	17.188	17.188	o	{o}	---
	B	S	FA-FA	M	17.188	17.188	o	{o}	---
	C	S	FA-FA	M	21.053	21.053	o	{o}	---
8F	A	S	FA-FA	M	17.188	17.188	o	{o}	---
	B	S	FA-FA	M	17.188	17.188	o	{o}	---
	C	S	FA-FA	M	21.053	21.053	o	{o}	---
7F	A	S	FA-FA	M	17.188	17.188	o	{o}	---
	B	S	FA-FA	M	17.188	17.188	o	{o}	---
	C	S	FA-FA	M	16.000	16.000	o	{o}	---
6F	A	S	FA-FA	M	17.188	17.188	o	{o}	---
	B	S	FA-FA	M	17.188	17.188	o	{o}	---
	C	S	FA-FA	M	16.000	16.000	o	{o}	---
5F	A	S	FA-FA	M	17.188	17.188	o	{o}	---
	B	S	FA-FA	M	17.188	17.188	o	{o}	---
	C	S	FA-FA	M	16.000	16.000	o	{o}	---
4F	A	S	FA-FA	M	20.313	20.313	o	{o}	---
	B	S	FA-FA	M	20.313	20.313	o	{o}	---
	C	S	FA-FA	M	17.857	17.857	o	{o}	---
3F	A	S	FA-FA	M	20.313	20.313	o	{o}	---
	B	S	FA-FA	M	20.313	20.313	o	{o}	---
	C	S	FA-FA	M	17.857	17.857	o	{o}	---
2F	A	S	FA-FA	M	20.313	20.313	o	{o}	---
	B	S	FA-FA	M	20.313	20.313	o	{o}	---
	C	S	FA-FA	M	17.857	17.857	o	{o}	---
1F	A	S	FA-FA	M	20.313	20.313	o	{o}	---
	B	S	FA-FA	M	20.313	20.313	o	{o}	---
	C	S	FA-FA	M	17.857	17.857	o	{o}	---

Ｙ方向負加力時　2 ﾌﾚｰﾑ　梁の部材種別

層名	軸名1	軸名2	構造	ﾗﾝｸ	ﾓｰﾄﾞ	P1	P2	P3	P4	P5
14F	A	B	S	FA	M	44.737	7.000	o	o	{o}
	B	C	S	FA	M	45.667	7.500	o	o	{o}
13F	A	B	S	FA	M	44.737	7.000	o	o	{o}
	B	C	S	FA	M	45.667	7.500	o	o	{o}
12F	A	B	S	FA	M	44.737	7.000	o	o	{o}
	B	C	S	FA	M	45.667	7.500	o	o	{o}
11F	A	B	S	FA	M	44.000	5.469	o	o	{o}
	B	C	S	FA	M	45.667	7.500	o	o	{o}
10F	A	B	S	FA	M	44.000	5.469	o	o	{o}
	B	C	S	FA	M	45.667	7.500	o	o	{o}
9F	A	B	S	FA	M	44.000	5.469	o	o	{o}
	B	C	S	FA	M	45.667	7.500	o	o	{o}
8F	A	B	S	FA	M	44.000	5.469	o	o	{o}
	B	C	S	FA	M	50.154	6.250	o	o	{o}
7F	A	B	S	FA	M	44.000	5.469	o	o	{o}
	B	C	S	FA	M	50.154	6.250	o	o	{o}

Y方向負加力時　2 ﾌﾚｰﾑ　梁の部材種別

層名	軸名1	軸名2	構造	ﾗﾝｸ	ﾓｰﾄﾞ	P1	P2	P3	P4	P5
6F	A	B	S	FA	M	44.000	5.469	o	o	{o}
	B	C	S	FA	M	50.154	6.250	o	o	{o}
5F	A	B	S	FA	M	43.579	4.861	o	o	{o}
	B	C	S	FA	M	44.737	7.000	o	o	{o}
4F	A	B	S	FA	M	43.579	4.861	o	o	{o}
	B	C	S	FA	M	44.737	7.000	o	o	{o}
3F	A	B	S	FA	M	43.579	4.861	o	o	{o}
	B	C	S	FA	M	44.737	7.000	o	o	{o}
2F	A	B	S	FA	M	43.579	4.861	o	o	{o}
	B	C	S	FA	M	44.737	7.000	o	o	{o}
1F	A	B	RC	FA	M	0.036	---	---	---	---
	B	C	RC	FA	M	0.041	---	---	---	---

Y方向負加力時　2 ﾌﾚｰﾑ　柱の部材種別

階名	軸名	構造	ﾗﾝｸ	ﾓｰﾄﾞ	P1	P2	P3	P4	P5
13F	A	S	FA-FA	M	17.188	17.188	o	{o}	---
	B	S	FA-FA	M	17.188	17.188	o	{o}	---
	C	S	FA-FA	M	21.053	21.053	o	{o}	---
12F	A	S	FA-FA	M	17.188	17.188	o	{o}	---
	B	S	FA-FA	M	17.188	17.188	o	{o}	---
	C	S	FA-FA	M	21.053	21.053	o	{o}	---
11F	A	S	FA-FA	M	17.188	17.188	o	{o}	---
	B	S	FA-FA	M	17.188	17.188	o	{o}	---
	C	S	FA-FA	M	21.053	21.053	o	{o}	---
10F	A	S	FA-FA	M	17.188	17.188	o	{o}	---
	B	S	FA-FA	M	17.188	17.188	o	{o}	---
	C	S	FA-FA	M	21.053	21.053	o	{o}	---
9F	A	S	FA-FA	M	17.188	17.188	o	{o}	---
	B	S	FA-FA	M	17.188	17.188	o	{o}	---
	C	S	FA-FA	M	21.053	21.053	o	{o}	---
8F	A	S	FA-FA	M	17.188	17.188	o	{o}	---
	B	S	FA-FA	M	17.188	17.188	o	{o}	---
	C	S	FA-FA	M	21.053	21.053	o	{o}	---
7F	A	S	FA-FA	M	17.188	17.188	o	{o}	---
	B	S	FA-FA	M	17.188	17.188	o	{o}	---
	C	S	FA-FA	M	16.000	16.000	o	{o}	---
6F	A	S	FA-FA	M	17.188	17.188	o	{o}	---
	B	S	FA-FA	M	17.188	17.188	o	{o}	---
	C	S	FA-FA	M	16.000	16.000	o	{o}	---
5F	A	S	FA-FA	M	17.188	17.188	o	{o}	---
	B	S	FA-FA	M	17.188	17.188	o	{o}	---
	C	S	FA-FA	M	16.000	16.000	o	{o}	---
4F	A	S	FA-FA	M	20.313	20.313	o	{o}	---
	B	S	FA-FA	M	20.313	20.313	o	{o}	---
	C	S	FA-FA	M	17.857	17.857	o	{o}	---
3F	A	S	FA-FA	M	20.313	20.313	o	{o}	---
	B	S	FA-FA	M	20.313	20.313	o	{o}	---
	C	S	FA-FA	M	17.857	17.857	o	{o}	---
2F	A	S	FA-FA	M	20.313	20.313	o	{o}	---
	B	S	FA-FA	M	20.313	20.313	o	{o}	---
	C	S	FA-FA	M	17.857	17.857	o	{o}	---
1F	A	S	FA-FA	M	20.313	20.313	o	{o}	---
	B	S	FA-FA	M	20.313	20.313	o	{o}	---
	C	S	FA-FA	M	17.857	17.857	o	{o}	---

Y方向負加力時　3 ﾌﾚｰﾑ　梁の部材種別

層名	軸名1	軸名2	構造	ﾗﾝｸ	ﾓｰﾄﾞ	P1	P2	P3	P4	P5
14F	A	B	S	FA	M	44.737	7.000	o	o	{o}
	B	C	S	FA	M	45.667	7.500	o	o	{o}
13F	A	B	S	FA	M	44.737	7.000	o	o	{o}
	B	C	S	FA	M	45.667	7.500	o	o	{o}
12F	A	B	S	FA	M	44.737	7.000	o	o	{o}
	B	C	S	FA	M	45.667	7.500	o	o	{o}
11F	A	B	S	FA	M	44.000	5.469	o	o	{o}

Ｙ方向負加力時　3 ﾌﾚｰﾑ　梁の部材種別

層名	軸名1	軸名2	構造	ﾗﾝｸ	ﾓｰﾄﾞ	P1	P2	P3	P4	P5
11F	B	C	S	FA	M	45.667	7.500	o	o	{o}
10F	A	B	S	FA	M	44.000	5.469	o	o	{o}
	B	C	S	FA	M	45.667	7.500	o	o	{o}
9F	A	B	S	FA	M	44.000	5.469	o	o	{o}
	B	C	S	FA	M	45.667	7.500	o	o	{o}
8F	A	B	S	FA	M	44.000	5.469	o	o	{o}
	B	C	S	FA	M	50.154	6.250	o	o	{o}
7F	A	B	S	FA	M	44.000	5.469	o	o	{o}
	B	C	S	FA	M	50.154	6.250	o	o	{o}
6F	A	B	S	FA	M	44.000	5.469	o	o	{o}
	B	C	S	FA	M	50.154	6.250	o	o	{o}
5F	A	B	S	FA	M	43.579	4.861	o	o	{o}
	B	C	S	FA	M	44.737	7.000	o	o	{o}
4F	A	B	S	FA	M	43.579	4.861	o	o	{o}
	B	C	S	FA	M	44.737	7.000	o	o	{o}
3F	A	B	S	FA	M	43.579	4.861	o	o	{o}
	B	C	S	FA	M	44.737	7.000	o	o	{o}
2F	A	B	S	FA	M	43.579	4.861	o	o	{o}
	B	C	S	FA	M	44.737	7.000	o	o	{o}
1F	A	B	RC	FA	M	0.035	---	---	---	---
	B	C	RC	FA	M	0.040	---	---	---	---

Ｙ方向負加力時　3 ﾌﾚｰﾑ　柱の部材種別

階名	軸名	構造	ﾗﾝｸ	ﾓｰﾄﾞ	P1	P2	P3	P4	P5
13F	A	S	FA-FA	M	17.188	17.188	o	{o}	---
	B	S	FA-FA	M	17.188	17.188	o	{o}	---
	C	S	FA-FA	M	21.053	21.053	o	{o}	---
12F	A	S	FA-FA	M	17.188	17.188	o	{o}	---
	B	S	FA-FA	M	17.188	17.188	o	{o}	---
	C	S	FA-FA	M	21.053	21.053	o	{o}	---
11F	A	S	FA-FA	M	17.188	17.188	o	{o}	---
	B	S	FA-FA	M	17.188	17.188	o	{o}	---
	C	S	FA-FA	M	21.053	21.053	o	{o}	---
10F	A	S	FA-FA	M	17.188	17.188	o	{o}	---
	B	S	FA-FA	M	17.188	17.188	o	{o}	---
	C	S	FA-FA	M	21.053	21.053	o	{o}	---
9F	A	S	FA-FA	M	17.188	17.188	o	{o}	---
	B	S	FA-FA	M	17.188	17.188	o	{o}	---
	C	S	FA-FA	M	21.053	21.053	o	{o}	---
8F	A	S	FA-FA	M	17.188	17.188	o	{o}	---
	B	S	FA-FA	M	17.188	17.188	o	{o}	---
	C	S	FA-FA	M	21.053	21.053	o	{o}	---
7F	A	S	FA-FA	M	17.188	17.188	o	{o}	---
	B	S	FA-FA	M	17.188	17.188	o	{o}	---
	C	S	FA-FA	M	16.000	16.000	o	{o}	---
6F	A	S	FA-FA	M	17.188	17.188	o	{o}	---
	B	S	FA-FA	M	17.188	17.188	o	{o}	---
	C	S	FA-FA	M	16.000	16.000	o	{o}	---
5F	A	S	FA-FA	M	17.188	17.188	o	{o}	---
	B	S	FA-FA	M	17.188	17.188	o	{o}	---
	C	S	FA-FA	M	16.000	16.000	o	{o}	---
4F	A	S	FA-FA	M	20.313	20.313	o	{o}	---
	B	S	FA-FA	M	20.313	20.313	o	{o}	---
	C	S	FA-FA	M	17.857	17.857	o	{o}	---
3F	A	S	FA-FA	M	20.313	20.313	o	{o}	---
	B	S	FA-FA	M	20.313	20.313	o	{o}	---
	C	S	FA-FA	M	17.857	17.857	o	{o}	---
2F	A	S	FA-FA	M	20.313	20.313	o	{o}	---
	B	S	FA-FA	M	20.313	20.313	o	{o}	---
	C	S	FA-FA	M	17.857	17.857	o	{o}	---
1F	A	S	FA-FA	M	20.313	20.313	o	{o}	---
	B	S	FA-FA	M	20.313	20.313	o	{o}	---
	C	S	FA-FA	M	17.857	17.857	o	{o}	---

Ｙ方向負加力時　4 ﾌﾚｰﾑ　梁の部材種別

層名	軸名1	軸名2	構造	ﾗﾝｸ	ﾓｰﾄﾞ	P1	P2	P3	P4	P5
14F	A	B	S	FA	M	44.737	7.000	o	o	{o}
	B	C	S	FA	M	45.667	7.500	o	o	{o}
13F	A	B	S	FA	M	44.737	7.000	o	o	{o}
	B	C	S	FA	M	45.667	7.500	o	o	{o}
12F	A	B	S	FA	M	44.737	7.000	o	o	{o}
	B	C	S	FA	M	45.667	7.500	o	o	{o}
11F	A	B	S	FA	M	44.000	5.469	o	o	{o}
	B	C	S	FA	M	45.667	7.500	o	o	{o}
10F	A	B	S	FA	M	44.000	5.469	o	o	{o}
	B	C	S	FA	M	45.667	7.500	o	o	{o}
9F	A	B	S	FA	M	44.000	5.469	o	o	{o}
	B	C	S	FA	M	45.667	7.500	o	o	{o}
8F	A	B	S	FA	M	44.000	5.469	o	o	{o}
	B	C	S	FA	M	50.154	6.250	o	o	{o}
7F	A	B	S	FA	M	44.000	5.469	o	o	{o}
	B	C	S	FA	M	50.154	6.250	o	o	{o}
6F	A	B	S	FA	M	44.000	5.469	o	o	{o}
	B	C	S	FA	M	50.154	6.250	o	o	{o}
5F	A	B	S	FA	M	43.579	4.861	o	o	{o}
	B	C	S	FA	M	44.737	7.000	o	o	{o}
4F	A	B	S	FA	M	43.579	4.861	o	o	{o}
	B	C	S	FA	M	44.737	7.000	o	o	{o}
3F	A	B	S	FA	M	43.579	4.861	o	o	{o}
	B	C	S	FA	M	44.737	7.000	o	o	{o}
2F	A	B	S	FA	M	43.579	4.861	o	o	{o}
	B	C	S	FA	M	44.737	7.000	o	o	{o}
1F	A	B	RC	FA	M	0.035	---	---	---	---
	B	C	RC	FA	M	0.040	---	---	---	---

Ｙ方向負加力時　4 ﾌﾚｰﾑ　柱の部材種別

階名	軸名	構造	ﾗﾝｸ	ﾓｰﾄﾞ	P1	P2	P3	P4	P5
13F	A	S	FA-FA	M	17.188	17.188	o	{o}	---
	B	S	FA-FA	M	17.188	17.188	o	{o}	---
	C	S	FA-FA	M	21.053	21.053	o	{o}	---
12F	A	S	FA-FA	M	17.188	17.188	o	{o}	---
	B	S	FA-FA	M	17.188	17.188	o	{o}	---
	C	S	FA-FA	M	21.053	21.053	o	{o}	---
11F	A	S	FA-FA	M	17.188	17.188	o	{o}	---
	B	S	FA-FA	M	17.188	17.188	o	{o}	---
	C	S	FA-FA	M	21.053	21.053	o	{o}	---
10F	A	S	FA-FA	M	17.188	17.188	o	{o}	---
	B	S	FA-FA	M	17.188	17.188	o	{o}	---
	C	S	FA-FA	M	21.053	21.053	o	{o}	---
9F	A	S	FA-FA	M	17.188	17.188	o	{o}	---
	B	S	FA-FA	M	17.188	17.188	o	{o}	---
	C	S	FA-FA	M	21.053	21.053	o	{o}	---
8F	A	S	FA-FA	M	17.188	17.188	o	{o}	---
	B	S	FA-FA	M	17.188	17.188	o	{o}	---
	C	S	FA-FA	M	21.053	21.053	o	{o}	---
7F	A	S	FA-FA	M	17.188	17.188	o	{o}	---
	B	S	FA-FA	M	17.188	17.188	o	{o}	---
	C	S	FA-FA	M	16.000	16.000	o	{o}	---
6F	A	S	FA-FA	M	17.188	17.188	o	{o}	---
	B	S	FA-FA	M	17.188	17.188	o	{o}	---
	C	S	FA-FA	M	16.000	16.000	o	{o}	---
5F	A	S	FA-FA	M	17.188	17.188	o	{o}	---
	B	S	FA-FA	M	17.188	17.188	o	{o}	---
	C	S	FA-FA	M	16.000	16.000	o	{o}	---
4F	A	S	FA-FA	M	20.313	20.313	o	{o}	---
	B	S	FA-FA	M	20.313	20.313	o	{o}	---
	C	S	FA-FA	M	17.857	17.857	o	{o}	---
3F	A	S	FA-FA	M	20.313	20.313	o	{o}	---
	B	S	FA-FA	M	20.313	20.313	o	{o}	---
	C	S	FA-FA	M	17.857	17.857	o	{o}	---
2F	A	S	FA-FA	M	20.313	20.313	o	{o}	---

Y方向負加力時　4 ﾌﾚｰﾑ　柱の部材種別

階名	軸名	構造	ﾗﾝｸ	ﾓｰﾄﾞ	P1	P2	P3	P4	P5
2F	B	S	FA-FA	M	20.313	20.313	o	{o}	---
	C	S	FA-FA	M	17.857	17.857	o	{o}	---
1F	A	S	FA-FA	M	20.313	20.313	o	{o}	---
	B	S	FA-FA	M	20.313	20.313	o	{o}	---
	C	S	FA-FA	M	17.857	17.857	o	{o}	---

Y方向負加力時　5 ﾌﾚｰﾑ　梁の部材種別

層名	軸名1	軸名2	構造	ﾗﾝｸ	ﾓｰﾄﾞ	P1	P2	P3	P4	P5
14F	A	B	S	FA	M	44.737	7.000	o	o	{o}
	B	C	S	FA	M	45.667	7.500	o	o	{o}
13F	A	B	S	FA	M	44.737	7.000	o	o	{o}
	B	C	S	FA	M	45.667	7.500	o	o	{o}
12F	A	B	S	FA	M	44.737	7.000	o	o	{o}
	B	C	S	FA	M	45.667	7.500	o	o	{o}
11F	A	B	S	FA	M	44.000	5.469	o	o	{o}
	B	C	S	FA	M	45.667	7.500	o	o	{o}
10F	A	B	S	FA	M	44.000	5.469	o	o	{o}
	B	C	S	FA	M	45.667	7.500	o	o	{o}
9F	A	B	S	FA	M	44.000	5.469	o	o	{o}
	B	C	S	FA	M	45.667	7.500	o	o	{o}
8F	A	B	S	FA	M	44.000	5.469	o	o	{o}
	B	C	S	FA	M	50.154	6.250	o	o	{o}
7F	A	B	S	FA	M	44.000	5.469	o	o	{o}
	B	C	S	FA	M	50.154	6.250	o	o	{o}
6F	A	B	S	FA	M	44.000	5.469	o	o	{o}
	B	C	S	FA	M	50.154	6.250	o	o	{o}
5F	A	B	S	FA	M	43.579	4.861	o	o	{o}
	B	C	S	FA	M	44.737	7.000	o	o	{o}
4F	A	B	S	FA	M	43.579	4.861	o	o	{o}
	B	C	S	FA	M	44.737	7.000	o	o	{o}
3F	A	B	S	FA	M	43.579	4.861	o	o	{o}
	B	C	S	FA	M	44.737	7.000	o	o	{o}
2F	A	B	S	FA	M	43.579	4.861	o	o	{o}
	B	C	S	FA	M	44.737	7.000	o	o	{o}
1F	A	B	RC	FA	M	0.036	---	---	---	---
	B	C	RC	FA	M	0.040	---	---	---	---

Y方向負加力時　5 ﾌﾚｰﾑ　柱の部材種別

階名	軸名	構造	ﾗﾝｸ	ﾓｰﾄﾞ	P1	P2	P3	P4	P5
13F	A	S	FA-FA	M	17.188	17.188	o	{o}	---
	B	S	FA-FA	M	17.188	17.188	o	{o}	---
	C	S	FA-FA	M	21.053	21.053	o	{o}	---
12F	A	S	FA-FA	M	17.188	17.188	o	{o}	---
	B	S	FA-FA	M	17.188	17.188	o	{o}	---
	C	S	FA-FA	M	21.053	21.053	o	{o}	---
11F	A	S	FA-FA	M	17.188	17.188	o	{o}	---
	B	S	FA-FA	M	17.188	17.188	o	{o}	---
	C	S	FA-FA	M	21.053	21.053	o	{o}	---
10F	A	S	FA-FA	M	17.188	17.188	o	{o}	---
	B	S	FA-FA	M	17.188	17.188	o	{o}	---
	C	S	FA-FA	M	21.053	21.053	o	{o}	---
9F	A	S	FA-FA	M	17.188	17.188	o	{o}	---
	B	S	FA-FA	M	17.188	17.188	o	{o}	---
	C	S	FA-FA	M	21.053	21.053	o	{o}	---
8F	A	S	FA-FA	M	17.188	17.188	o	{o}	---
	B	S	FA-FA	M	17.188	17.188	o	{o}	---
	C	S	FA-FA	M	21.053	21.053	o	{o}	---
7F	A	S	FA-FA	M	17.188	17.188	o	{o}	---
	B	S	FA-FA	M	17.188	17.188	o	{o}	---
	C	S	FA-FA	M	16.000	16.000	o	{o}	---
6F	A	S	FA-FA	M	17.188	17.188	o	{o}	---
	B	S	FA-FA	M	17.188	17.188	o	{o}	---
	C	S	FA-FA	M	16.000	16.000	o	{o}	---
5F	A	S	FA-FA	M	17.188	17.188	o	{o}	---

Y方向負加力時　5 ﾌﾚｰﾑ　柱の部材種別

階名	軸名	構造	ﾗﾝｸ	ﾓｰﾄﾞ	P1	P2	P3	P4	P5
5F	B	S	FA-FA	M	17.188	17.188	o	{o}	---
	C	S	FA-FA	M	16.000	16.000	o	{o}	---
4F	A	S	FA-FA	M	20.313	20.313	o	{o}	---
	B	S	FA-FA	M	20.313	20.313	o	{o}	---
	C	S	FA-FA	M	17.857	17.857	o	{o}	---
3F	A	S	FA-FA	M	20.313	20.313	o	{o}	---
	B	S	FA-FA	M	20.313	20.313	o	{o}	---
	C	S	FA-FA	M	17.857	17.857	o	{o}	---
2F	A	S	FA-FA	M	20.313	20.313	o	{o}	---
	B	S	FA-FA	M	20.313	20.313	o	{o}	---
	C	S	FA-FA	M	17.857	17.857	o	{o}	---
1F	A	S	FA-FA	M	20.313	20.313	o	{o}	---
	B	S	FA-FA	M	20.313	20.313	o	{o}	---
	C	S	FA-FA	M	17.857	17.857	o	{o}	---

Y方向負加力時　6 ﾌﾚｰﾑ　梁の部材種別

層名	軸名1	軸名2	構造	ﾗﾝｸ	ﾓｰﾄﾞ	P1	P2	P3	P4	P5
14F	A	B	S	FA	M	44.737	7.000	o	o	{o}
	B	C	S	FA	M	45.667	7.500	o	o	{o}
13F	A	B	S	FA	M	44.737	7.000	o	o	{o}
	B	C	S	FA	M	45.667	7.500	o	o	{o}
12F	A	B	S	FA	M	44.737	7.000	o	o	{o}
	B	C	S	FA	M	45.667	7.500	o	o	{o}
11F	A	B	S	FA	M	44.737	7.000	o	o	{o}
	B	C	S	FA	M	45.667	7.500	o	o	{o}
10F	A	B	S	FA	M	44.737	7.000	o	o	{o}
	B	C	S	FA	M	45.667	7.500	o	o	{o}
9F	A	B	S	FA	M	44.737	7.000	o	o	{o}
	B	C	S	FA	M	45.667	7.500	o	o	{o}
8F	A	B	S	FA	M	44.737	7.000	o	o	{o}
	B	C	S	FA	M	45.667	7.500	o	o	{o}
7F	A	B	S	FA	M	44.737	7.000	o	o	{o}
	B	C	S	FA	M	45.667	7.500	o	o	{o}
6F	A	B	S	FA	M	44.737	7.000	o	o	{o}
	B	C	S	FA	M	45.667	7.500	o	o	{o}
5F	A	B	S	FA	M	44.737	7.000	o	o	{o}
	B	C	S	FA	M	45.667	7.500	o	o	{o}
4F	A	B	S	FA	M	44.737	7.000	o	o	{o}
	B	C	S	FA	M	45.667	7.500	o	o	{o}
3F	A	B	S	FA	M	44.737	7.000	o	o	{o}
	B	C	S	FA	M	45.667	7.500	o	o	{o}
2F	A	B	S	FA	M	44.737	7.000	o	o	{o}
	B	C	S	FA	M	45.667	7.500	o	o	{o}
1F	A	B	RC	FA	M	0.032	---	---	---	---
	B	C	RC	FA	M	0.039	---	---	---	---

Y方向負加力時　6 ﾌﾚｰﾑ　柱の部材種別

階名	軸名	構造	ﾗﾝｸ	ﾓｰﾄﾞ	P1	P2	P3	P4	P5
13F	A	S	FA-FA	M	17.188	17.188	o	{o}	---
	B	S	FA-FA	M	17.188	17.188	o	{o}	---
	C	S	FA-FA	M	21.053	21.053	o	{o}	---
12F	A	S	FA-FA	M	17.188	17.188	o	{o}	---
	B	S	FA-FA	M	17.188	17.188	o	{o}	---
	C	S	FA-FA	M	21.053	21.053	o	{o}	---
11F	A	S	FA-FA	M	17.188	17.188	o	{o}	---
	B	S	FA-FA	M	17.188	17.188	o	{o}	---
	C	S	FA-FA	M	21.053	21.053	o	{o}	---
10F	A	S	FA-FA	M	17.188	17.188	o	{o}	---
	B	S	FA-FA	M	17.188	17.188	o	{o}	---
	C	S	FA-FA	M	21.053	21.053	o	{o}	---
9F	A	S	FA-FA	M	17.188	17.188	o	{o}	---
	B	S	FA-FA	M	17.188	17.188	o	{o}	---
	C	S	FA-FA	M	21.053	21.053	o	{o}	---
8F	A	S	FA-FA	M	17.188	17.188	o	{o}	---

Ｙ方向負加力時　6 ﾌﾚｰﾑ　柱の部材種別

階名	軸名	構造	ﾗﾝｸ	ﾓｰﾄﾞ	P1	P2	P3	P4	P5
8F	B	S	FA-FA	M	17.188	17.188	o	{o}	---
	C	S	FA-FA	M	21.053	21.053	o	{o}	---
7F	A	S	FA-FA	M	17.188	17.188	o	{o}	---
	B	S	FA-FA	M	17.188	17.188	o	{o}	---
	C	S	FA-FA	M	16.000	16.000	o	{o}	---
6F	A	S	FA-FA	M	17.188	17.188	o	{o}	---
	B	S	FA-FA	M	17.188	17.188	o	{o}	---
	C	S	FA-FA	M	16.000	16.000	o	{o}	---
5F	A	S	FA-FA	M	17.188	17.188	o	{o}	---
	B	S	FA-FA	M	17.188	17.188	o	{o}	---
	C	S	FA-FA	M	16.000	16.000	o	{o}	---
4F	A	S	FA-FA	M	20.313	20.313	o	{o}	---
	B	S	FA-FA	M	20.313	20.313	o	{o}	---
	C	S	FA-FA	M	17.857	17.857	o	{o}	---
3F	A	S	FA-FA	M	20.313	20.313	o	{o}	---
	B	S	FA-FA	M	20.313	20.313	o	{o}	---
	C	S	FA-FA	M	17.857	17.857	o	{o}	---
2F	A	S	FA-FA	M	20.313	20.313	o	{o}	---
	B	S	FA-FA	M	20.313	20.313	o	{o}	---
	C	S	FA-FA	M	17.857	17.857	o	{o}	---
1F	A	S	FA-FA	M	20.313	20.313	o	{o}	---
	B	S	FA-FA	M	20.313	20.313	o	{o}	---
	C	S	FA-FA	M	17.857	17.857	o	{o}	---

Ｙ方向負加力時　A ﾌﾚｰﾑ　梁の部材種別

層名	軸名1	軸名2	構造	ﾗﾝｸ	ﾓｰﾄﾞ	P1	P2	P3	P4	P5
14F	1	2	S	FA	M	46.889	4.441	o	o	{o}
	2	3	S	FA	M	45.667	7.500	o	o	{o}
	3	4	S	FA	M	45.667	7.500	o	o	{o}
	4	5	S	FA	M	45.667	7.500	o	o	{o}
	5	6	S	FA	M	46.889	4.441	o	o	{o}
13F	1	2	S	FA	M	46.889	4.441	o	o	{o}
	2	3	S	FA	M	45.667	7.500	o	o	{o}
	3	4	S	FA	M	45.667	7.500	o	o	{o}
	4	5	S	FA	M	45.667	7.500	o	o	{o}
	5	6	S	FA	M	46.889	4.441	o	o	{o}
12F	1	2	S	FA	M	46.889	4.441	o	o	{o}
	2	3	S	FA	M	45.667	7.500	o	o	{o}
	3	4	S	FA	M	45.667	7.500	o	o	{o}
	4	5	S	FA	M	45.667	7.500	o	o	{o}
	5	6	S	FA	M	46.889	4.441	o	o	{o}
11F	1	2	S	FA	M	46.889	4.441	o	o	{o}
	2	3	S	FA	M	50.154	6.250	o	o	{o}
	3	4	S	FA	M	50.154	6.250	o	o	{o}
	4	5	S	FA	M	50.154	6.250	o	o	{o}
	5	6	S	FA	M	46.889	4.441	o	o	{o}
10F	1	2	S	FA	M	46.889	4.441	o	o	{o}
	2	3	S	FA	M	50.154	6.250	o	o	{o}
	3	4	S	FA	M	50.154	6.250	o	o	{o}
	4	5	S	FA	M	50.154	6.250	o	o	{o}
	5	6	S	FA	M	46.889	4.441	o	o	{o}
9F	1	2	S	FA	M	46.889	4.441	o	o	{o}
	2	3	S	FA	M	50.154	6.250	o	o	{o}
	3	4	S	FA	M	50.154	6.250	o	o	{o}
	4	5	S	FA	M	50.154	6.250	o	o	{o}
	5	6	S	FA	M	46.889	4.441	o	o	{o}
8F	1	2	S	FA	M	46.889	4.441	o	o	{o}
	2	3	S	FA	M	50.154	6.250	o	o	{o}
	3	4	S	FA	M	50.154	6.250	o	o	{o}
	4	5	S	FA	M	50.154	6.250	o	o	{o}
	5	6	S	FA	M	46.889	4.441	o	o	{o}
7F	1	2	S	FA	M	46.889	4.441	o	o	{o}
	2	3	S	FA	M	50.154	6.250	o	o	{o}
	3	4	S	FA	M	50.154	6.250	o	o	{o}
	4	5	S	FA	M	50.154	6.250	o	o	{o}

Ｙ方向負加力時　Ａ ﾌﾚｰﾑ　梁の部材種別

層名	軸名1	軸名2	構造	ﾗﾝｸ	ﾓｰﾄﾞ	P1	P2	P3	P4	P5
7F	5	6	S	FA	M	46.889	4.441	o	o	{o}
6F	1	2	S	FA	M	46.889	4.441	o	o	{o}
	2	3	S	FA	M	50.154	6.250	o	o	{o}
	3	4	S	FA	M	50.154	6.250	o	o	{o}
	4	5	S	FA	M	50.154	6.250	o	o	{o}
	5	6	S	FA	M	46.889	4.441	o	o	{o}
5F	1	2	S	FA	M	46.889	4.441	o	o	{o}
	2	3	S	FA	M	50.154	6.250	o	o	{o}
	3	4	S	FA	M	50.154	6.250	o	o	{o}
	4	5	S	FA	M	50.154	6.250	o	o	{o}
	5	6	S	FA	M	46.889	4.441	o	o	{o}
4F	1	2	S	FA	M	46.889	4.441	o	o	{o}
	2	3	S	FA	M	50.154	6.250	o	o	{o}
	3	4	S	FA	M	50.154	6.250	o	o	{o}
	4	5	S	FA	M	50.154	6.250	o	o	{o}
	5	6	S	FA	M	46.889	4.441	o	o	{o}
3F	1	2	S	FA	M	46.889	4.441	o	o	{o}
	2	3	S	FA	M	50.154	6.250	o	o	{o}
	3	4	S	FA	M	50.154	6.250	o	o	{o}
	4	5	S	FA	M	50.154	6.250	o	o	{o}
	5	6	S	FA	M	46.889	4.441	o	o	{o}
2F	1	2	S	FA	M	46.889	4.441	o	o	{o}
	2	3	S	FA	M	50.154	6.250	o	o	{o}
	3	4	S	FA	M	50.154	6.250	o	o	{o}
	4	5	S	FA	M	50.154	6.250	o	o	{o}
	5	6	S	FA	M	46.889	4.441	o	o	{o}
1F	1	2	RC	FA	M	0.007	---	---	---	---
	2	3	RC	FA	M	0.006	---	---	---	---
	3	4	RC	FA	M	0.006	---	---	---	---
	4	5	RC	FA	M	0.006	---	---	---	---
	5	6	RC	FA	M	0.006	---	---	---	---

Ｙ方向負加力時　Ａ ﾌﾚｰﾑ　柱の部材種別

階名	軸名	構造	ﾗﾝｸ	ﾓｰﾄﾞ	P1	P2	P3	P4	P5
13F	1	S	FA-FA	M	17.188	17.188	o	{o}	---
	2	S	FA-FA	M	17.188	17.188	o	{o}	---
	3	S	FA-FA	M	17.188	17.188	o	{o}	---
	4	S	FA-FA	M	17.188	17.188	o	{o}	---
	5	S	FA-FA	M	17.188	17.188	o	{o}	---
	6	S	FA-FA	M	17.188	17.188	o	{o}	---
12F	1	S	FA-FA	M	17.188	17.188	o	{o}	---
	2	S	FA-FA	M	17.188	17.188	o	{o}	---
	3	S	FA-FA	M	17.188	17.188	o	{o}	---
	4	S	FA-FA	M	17.188	17.188	o	{o}	---
	5	S	FA-FA	M	17.188	17.188	o	{o}	---
	6	S	FA-FA	M	17.188	17.188	o	{o}	---
11F	1	S	FA-FA	M	17.188	17.188	o	{o}	---
	2	S	FA-FA	M	17.188	17.188	o	{o}	---
	3	S	FA-FA	M	17.188	17.188	o	{o}	---
	4	S	FA-FA	M	17.188	17.188	o	{o}	---
	5	S	FA-FA	M	17.188	17.188	o	{o}	---
	6	S	FA-FA	M	17.188	17.188	o	{o}	---
10F	1	S	FA-FA	M	17.188	17.188	o	{o}	---
	2	S	FA-FA	M	17.188	17.188	o	{o}	---
	3	S	FA-FA	M	17.188	17.188	o	{o}	---
	4	S	FA-FA	M	17.188	17.188	o	{o}	---
	5	S	FA-FA	M	17.188	17.188	o	{o}	---
	6	S	FA-FA	M	17.188	17.188	o	{o}	---
9F	1	S	FA-FA	M	17.188	17.188	o	{o}	---
	2	S	FA-FA	M	17.188	17.188	o	{o}	---
	3	S	FA-FA	M	17.188	17.188	o	{o}	---
	4	S	FA-FA	M	17.188	17.188	o	{o}	---
	5	S	FA-FA	M	17.188	17.188	o	{o}	---
	6	S	FA-FA	M	17.188	17.188	o	{o}	---
8F	1	S	FA-FA	M	17.188	17.188	o	{o}	---

Y方向負加力時　A ﾌﾚｰﾑ　柱の部材種別

階名	軸名	構造	ﾗﾝｸ	ﾓｰﾄﾞ	P1	P2	P3	P4	P5
8F	2	S	FA-FA	M	17.188	17.188	o	{o}	---
	3	S	FA-FA	M	17.188	17.188	o	{o}	---
	4	S	FA-FA	M	17.188	17.188	o	{o}	---
	5	S	FA-FA	M	17.188	17.188	o	{o}	---
	6	S	FA-FA	M	17.188	17.188	o	{o}	---
7F	1	S	FA-FA	M	17.188	17.188	o	{o}	---
	2	S	FA-FA	M	17.188	17.188	o	{o}	---
	3	S	FA-FA	M	17.188	17.188	o	{o}	---
	4	S	FA-FA	M	17.188	17.188	o	{o}	---
	5	S	FA-FA	M	17.188	17.188	o	{o}	---
	6	S	FA-FA	M	17.188	17.188	o	{o}	---
6F	1	S	FA-FA	M	17.188	17.188	o	{o}	---
	2	S	FA-FA	M	17.188	17.188	o	{o}	---
	3	S	FA-FA	M	17.188	17.188	o	{o}	---
	4	S	FA-FA	M	17.188	17.188	o	{o}	---
	5	S	FA-FA	M	17.188	17.188	o	{o}	---
	6	S	FA-FA	M	17.188	17.188	o	{o}	---
5F	1	S	FA-FA	M	17.188	17.188	o	{o}	---
	2	S	FA-FA	M	17.188	17.188	o	{o}	---
	3	S	FA-FA	M	17.188	17.188	o	{o}	---
	4	S	FA-FA	M	17.188	17.188	o	{o}	---
	5	S	FA-FA	M	17.188	17.188	o	{o}	---
	6	S	FA-FA	M	17.188	17.188	o	{o}	---
4F	1	S	FA-FA	M	20.313	20.313	o	{o}	---
	2	S	FA-FA	M	20.313	20.313	o	{o}	---
	3	S	FA-FA	M	20.313	20.313	o	{o}	---
	4	S	FA-FA	M	20.313	20.313	o	{o}	---
	5	S	FA-FA	M	20.313	20.313	o	{o}	---
	6	S	FA-FA	M	20.313	20.313	o	{o}	---
3F	1	S	FA-FA	M	20.313	20.313	o	{o}	---
	2	S	FA-FA	M	20.313	20.313	o	{o}	---
	3	S	FA-FA	M	20.313	20.313	o	{o}	---
	4	S	FA-FA	M	20.313	20.313	o	{o}	---
	5	S	FA-FA	M	20.313	20.313	o	{o}	---
	6	S	FA-FA	M	20.313	20.313	o	{o}	---
2F	1	S	FA-FA	M	20.313	20.313	o	{o}	---
	2	S	FA-FA	M	20.313	20.313	o	{o}	---
	3	S	FA-FA	M	20.313	20.313	o	{o}	---
	4	S	FA-FA	M	20.313	20.313	o	{o}	---
	5	S	FA-FA	M	20.313	20.313	o	{o}	---
	6	S	FA-FA	M	20.313	20.313	o	{o}	---
1F	1	S	FA-FA	M	20.313	20.313	o	{o}	---
	2	S	FA-FA	M	20.313	20.313	o	{o}	---
	3	S	FA-FA	M	20.313	20.313	o	{o}	---
	4	S	FA-FA	M	20.313	20.313	o	{o}	---
	5	S	FA-FA	M	20.313	20.313	o	{o}	---
	6	S	FA-FA	M	20.313	20.313	o	{o}	---

Y方向負加力時　B ﾌﾚｰﾑ　梁の部材種別

層名	軸名1	軸名2	構造	ﾗﾝｸ	ﾓｰﾄﾞ	P1	P2	P3	P4	P5
14F	1	2	S	FA	M	46.889	4.441	o	o	{o}
	2	3	S	FA	M	45.667	7.500	o	o	{o}
	3	4	S	FA	M	45.667	7.500	o	o	{o}
	4	5	S	FA	M	45.667	7.500	o	o	{o}
	5	6	S	FA	M	46.889	4.441	o	o	{o}
13F	1	2	S	FA	M	46.889	4.441	o	o	{o}
	2	3	S	FA	M	45.667	7.500	o	o	{o}
	3	4	S	FA	M	45.667	7.500	o	o	{o}
	4	5	S	FA	M	45.667	7.500	o	o	{o}
	5	6	S	FA	M	46.889	4.441	o	o	{o}
12F	1	2	S	FA	M	46.889	4.441	o	o	{o}
	2	3	S	FA	M	45.667	7.500	o	o	{o}
	3	4	S	FA	M	45.667	7.500	o	o	{o}
	4	5	S	FA	M	45.667	7.500	o	o	{o}
	5	6	S	FA	M	46.889	4.441	o	o	{o}

Y方向負加力時　B ﾌﾚｰﾑ　梁の部材種別

層名	軸名1	軸名2	構造	ﾗﾝｸ	ﾓｰﾄﾞ	P1	P2	P3	P4	P5
11F	1	2	S	FA	M	46.889	4.441	o	o	{o}
	2	3	S	FA	M	50.154	6.250	o	o	{o}
	3	4	S	FA	M	50.154	6.250	o	o	{o}
	4	5	S	FA	M	50.154	6.250	o	o	{o}
	5	6	S	FA	M	46.889	4.441	o	o	{o}
10F	1	2	S	FA	M	46.889	4.441	o	o	{o}
	2	3	S	FA	M	50.154	6.250	o	o	{o}
	3	4	S	FA	M	50.154	6.250	o	o	{o}
	4	5	S	FA	M	50.154	6.250	o	o	{o}
	5	6	S	FA	M	46.889	4.441	o	o	{o}
9F	1	2	S	FA	M	46.889	4.441	o	o	{o}
	2	3	S	FA	M	50.154	6.250	o	o	{o}
	3	4	S	FA	M	50.154	6.250	o	o	{o}
	4	5	S	FA	M	50.154	6.250	o	o	{o}
	5	6	S	FA	M	46.889	4.441	o	o	{o}
8F	1	2	S	FA	M	46.889	4.441	o	o	{o}
	2	3	S	FA	M	50.154	6.250	o	o	{o}
	3	4	S	FA	M	50.154	6.250	o	o	{o}
	4	5	S	FA	M	50.154	6.250	o	o	{o}
	5	6	S	FA	M	46.889	4.441	o	o	{o}
7F	1	2	S	FA	M	46.889	4.441	o	o	{o}
	2	3	S	FA	M	50.154	6.250	o	o	{o}
	3	4	S	FA	M	50.154	6.250	o	o	{o}
	4	5	S	FA	M	50.154	6.250	o	o	{o}
	5	6	S	FA	M	46.889	4.441	o	o	{o}
6F	1	2	S	FA	M	46.889	4.441	o	o	{o}
	2	3	S	FA	M	50.154	6.250	o	o	{o}
	3	4	S	FA	M	50.154	6.250	o	o	{o}
	4	5	S	FA	M	50.154	6.250	o	o	{o}
	5	6	S	FA	M	46.889	4.441	o	o	{o}
5F	1	2	S	FA	M	46.889	4.441	o	o	{o}
	2	3	S	FA	M	50.154	6.250	o	o	{o}
	3	4	S	FA	M	50.154	6.250	o	o	{o}
	4	5	S	FA	M	50.154	6.250	o	o	{o}
	5	6	S	FA	M	46.889	4.441	o	o	{o}
4F	1	2	S	FA	M	46.889	4.441	o	o	{o}
	2	3	S	FA	M	50.154	6.250	o	o	{o}
	3	4	S	FA	M	50.154	6.250	o	o	{o}
	4	5	S	FA	M	50.154	6.250	o	o	{o}
	5	6	S	FA	M	46.889	4.441	o	o	{o}
3F	1	2	S	FA	M	46.889	4.441	o	o	{o}
	2	3	S	FA	M	50.154	6.250	o	o	{o}
	3	4	S	FA	M	50.154	6.250	o	o	{o}
	4	5	S	FA	M	50.154	6.250	o	o	{o}
	5	6	S	FA	M	46.889	4.441	o	o	{o}
2F	1	2	S	FA	M	46.889	4.441	o	o	{o}
	2	3	S	FA	M	50.154	6.250	o	o	{o}
	3	4	S	FA	M	50.154	6.250	o	o	{o}
	4	5	S	FA	M	50.154	6.250	o	o	{o}
	5	6	S	FA	M	46.889	4.441	o	o	{o}
1F	1	2	RC	FA	M	0.008	---	---	---	---
	2	3	RC	FA	M	0.007	---	---	---	---
	3	4	RC	FA	M	0.007	---	---	---	---
	4	5	RC	FA	M	0.007	---	---	---	---
	5	6	RC	FA	M	0.008	---	---	---	---

Y方向負加力時　B ﾌﾚｰﾑ　柱の部材種別

階名	軸名	構造	ﾗﾝｸ	ﾓｰﾄﾞ	P1	P2	P3	P4	P5
13F	1	S	FA-FA	M	17.188	17.188	o	{o}	---
	2	S	FA-FA	M	17.188	17.188	o	{o}	---
	3	S	FA-FA	M	17.188	17.188	o	{o}	---
	4	S	FA-FA	M	17.188	17.188	o	{o}	---
	5	S	FA-FA	M	17.188	17.188	o	{o}	---
	6	S	FA-FA	M	17.188	17.188	o	{o}	---
12F	1	S	FA-FA	M	17.188	17.188	o	{o}	---

Y方向負加力時　B ﾌﾚｰﾑ　柱の部材種別

階名	軸名	構造	ﾗﾝｸ	ﾓｰﾄﾞ	P1	P2	P3	P4	P5
12F	2	S	FA-FA	M	17.188	17.188	o	{o}	---
	3	S	FA-FA	M	17.188	17.188	o	{o}	---
	4	S	FA-FA	M	17.188	17.188	o	{o}	---
	5	S	FA-FA	M	17.188	17.188	o	{o}	---
	6	S	FA-FA	M	17.188	17.188	o	{o}	---
11F	1	S	FA-FA	M	17.188	17.188	o	{o}	---
	2	S	FA-FA	M	17.188	17.188	o	{o}	---
	3	S	FA-FA	M	17.188	17.188	o	{o}	---
	4	S	FA-FA	M	17.188	17.188	o	{o}	---
	5	S	FA-FA	M	17.188	17.188	o	{o}	---
	6	S	FA-FA	M	17.188	17.188	o	{o}	---
10F	1	S	FA-FA	M	17.188	17.188	o	{o}	---
	2	S	FA-FA	M	17.188	17.188	o	{o}	---
	3	S	FA-FA	M	17.188	17.188	o	{o}	---
	4	S	FA-FA	M	17.188	17.188	o	{o}	---
	5	S	FA-FA	M	17.188	17.188	o	{o}	---
	6	S	FA-FA	M	17.188	17.188	o	{o}	---
9F	1	S	FA-FA	M	17.188	17.188	o	{o}	---
	2	S	FA-FA	M	17.188	17.188	o	{o}	---
	3	S	FA-FA	M	17.188	17.188	o	{o}	---
	4	S	FA-FA	M	17.188	17.188	o	{o}	---
	5	S	FA-FA	M	17.188	17.188	o	{o}	---
	6	S	FA-FA	M	17.188	17.188	o	{o}	---
8F	1	S	FA-FA	M	17.188	17.188	o	{o}	---
	2	S	FA-FA	M	17.188	17.188	o	{o}	---
	3	S	FA-FA	M	17.188	17.188	o	{o}	---
	4	S	FA-FA	M	17.188	17.188	o	{o}	---
	5	S	FA-FA	M	17.188	17.188	o	{o}	---
	6	S	FA-FA	M	17.188	17.188	o	{o}	---
7F	1	S	FA-FA	M	17.188	17.188	o	{o}	---
	2	S	FA-FA	M	17.188	17.188	o	{o}	---
	3	S	FA-FA	M	17.188	17.188	o	{o}	---
	4	S	FA-FA	M	17.188	17.188	o	{o}	---
	5	S	FA-FA	M	17.188	17.188	o	{o}	---
	6	S	FA-FA	M	17.188	17.188	o	{o}	---
6F	1	S	FA-FA	M	17.188	17.188	o	{o}	---
	2	S	FA-FA	M	17.188	17.188	o	{o}	---
	3	S	FA-FA	M	17.188	17.188	o	{o}	---
	4	S	FA-FA	M	17.188	17.188	o	{o}	---
	5	S	FA-FA	M	17.188	17.188	o	{o}	---
	6	S	FA-FA	M	17.188	17.188	o	{o}	---
5F	1	S	FA-FA	M	17.188	17.188	o	{o}	---
	2	S	FA-FA	M	17.188	17.188	o	{o}	---
	3	S	FA-FA	M	17.188	17.188	o	{o}	---
	4	S	FA-FA	M	17.188	17.188	o	{o}	---
	5	S	FA-FA	M	17.188	17.188	o	{o}	---
	6	S	FA-FA	M	17.188	17.188	o	{o}	---
4F	1	S	FA-FA	M	20.313	20.313	o	{o}	---
	2	S	FA-FA	M	20.313	20.313	o	{o}	---
	3	S	FA-FA	M	20.313	20.313	o	{o}	---
	4	S	FA-FA	M	20.313	20.313	o	{o}	---
	5	S	FA-FA	M	20.313	20.313	o	{o}	---
	6	S	FA-FA	M	20.313	20.313	o	{o}	---
3F	1	S	FA-FA	M	20.313	20.313	o	{o}	---
	2	S	FA-FA	M	20.313	20.313	o	{o}	---
	3	S	FA-FA	M	20.313	20.313	o	{o}	---
	4	S	FA-FA	M	20.313	20.313	o	{o}	---
	5	S	FA-FA	M	20.313	20.313	o	{o}	---
	6	S	FA-FA	M	20.313	20.313	o	{o}	---
2F	1	S	FA-FA	M	20.313	20.313	o	{o}	---
	2	S	FA-FA	M	20.313	20.313	o	{o}	---
	3	S	FA-FA	M	20.313	20.313	o	{o}	---
	4	S	FA-FA	M	20.313	20.313	o	{o}	---
	5	S	FA-FA	M	20.313	20.313	o	{o}	---
	6	S	FA-FA	M	20.313	20.313	o	{o}	---

Y方向負加力時　B ﾌﾚｰﾑ　柱の部材種別

階名	軸名	構造	ﾗﾝｸ	ﾓｰﾄﾞ	P1	P2	P3	P4	P5
1F	1	S	FA-FA	M	20.313	20.313	o	{o}	---
	2	S	FA-FA	M	20.313	20.313	o	{o}	---
	3	S	FA-FA	M	20.313	20.313	o	{o}	---
	4	S	FA-FA	M	20.313	20.313	o	{o}	---
	5	S	FA-FA	M	20.313	20.313	o	{o}	---
	6	S	FA-FA	M	20.313	20.313	o	{o}	---

Y方向負加力時　C ﾌﾚｰﾑ　梁の部材種別

層名	軸名1	軸名2	構造	ﾗﾝｸ	ﾓｰﾄﾞ	P1	P2	P3	P4	P5
14F	1	2	S	FA	M	41.091	8.333	o	o	{o}
	2	3	S	FA	M	41.091	8.333	o	o	{o}
	3	4	S	FA	M	41.091	8.333	o	o	{o}
	4	5	S	FA	M	41.091	8.333	o	o	{o}
	5	6	S	FA	M	41.091	8.333	o	o	{o}
13F	1	2	S	FA	M	41.091	8.333	o	o	{o}
	2	3	S	FA	M	41.091	8.333	o	o	{o}
	3	4	S	FA	M	41.091	8.333	o	o	{o}
	4	5	S	FA	M	41.091	8.333	o	o	{o}
	5	6	S	FA	M	41.091	8.333	o	o	{o}
12F	1	2	S	FA	M	41.091	8.333	o	o	{o}
	2	3	S	FA	M	41.091	8.333	o	o	{o}
	3	4	S	FA	M	41.091	8.333	o	o	{o}
	4	5	S	FA	M	41.091	8.333	o	o	{o}
	5	6	S	FA	M	41.091	8.333	o	o	{o}
11F	1	2	S	FA	M	45.667	7.500	o	o	{o}
	2	3	S	FA	M	45.667	7.500	o	o	{o}
	3	4	S	FA	M	45.667	7.500	o	o	{o}
	4	5	S	FA	M	45.667	7.500	o	o	{o}
	5	6	S	FA	M	45.667	7.500	o	o	{o}
10F	1	2	S	FA	M	45.667	7.500	o	o	{o}
	2	3	S	FA	M	45.667	7.500	o	o	{o}
	3	4	S	FA	M	45.667	7.500	o	o	{o}
	4	5	S	FA	M	45.667	7.500	o	o	{o}
	5	6	S	FA	M	45.667	7.500	o	o	{o}
9F	1	2	S	FA	M	45.667	7.500	o	o	{o}
	2	3	S	FA	M	45.667	7.500	o	o	{o}
	3	4	S	FA	M	45.667	7.500	o	o	{o}
	4	5	S	FA	M	45.667	7.500	o	o	{o}
	5	6	S	FA	M	45.667	7.500	o	o	{o}
8F	1	2	S	FA	M	45.667	7.500	o	o	{o}
	2	3	S	FA	M	45.667	7.500	o	o	{o}
	3	4	S	FA	M	45.667	7.500	o	o	{o}
	4	5	S	FA	M	45.667	7.500	o	o	{o}
	5	6	S	FA	M	45.667	7.500	o	o	{o}
7F	1	2	S	FA	M	45.667	7.500	o	o	{o}
	2	3	S	FA	M	45.667	7.500	o	o	{o}
	3	4	S	FA	M	45.667	7.500	o	o	{o}
	4	5	S	FA	M	45.667	7.500	o	o	{o}
	5	6	S	FA	M	45.667	7.500	o	o	{o}
6F	1	2	S	FA	M	45.667	7.500	o	o	{o}
	2	3	S	FA	M	45.667	7.500	o	o	{o}
	3	4	S	FA	M	45.667	7.500	o	o	{o}
	4	5	S	FA	M	45.667	7.500	o	o	{o}
	5	6	S	FA	M	45.667	7.500	o	o	{o}
5F	1	2	S	FA	M	45.667	7.500	o	o	{o}
	2	3	S	FA	M	45.667	7.500	o	o	{o}
	3	4	S	FA	M	45.667	7.500	o	o	{o}
	4	5	S	FA	M	45.667	7.500	o	o	{o}
	5	6	S	FA	M	45.667	7.500	o	o	{o}
4F	1	2	S	FA	M	45.667	7.500	o	o	{o}
	2	3	S	FA	M	45.667	7.500	o	o	{o}
	3	4	S	FA	M	45.667	7.500	o	o	{o}
	4	5	S	FA	M	45.667	7.500	o	o	{o}
	5	6	S	FA	M	45.667	7.500	o	o	{o}
3F	1	2	S	FA	M	45.667	7.500	o	o	{o}

Y方向負加力時　C ﾌﾚｰﾑ　梁の部材種別

層名	軸名1	軸名2	構造	ﾗﾝｸ	ﾓｰﾄﾞ	P1	P2	P3	P4	P5
3F	2	3	S	FA	M	45.667	7.500	o	o	{o}
	3	4	S	FA	M	45.667	7.500	o	o	{o}
	4	5	S	FA	M	45.667	7.500	o	o	{o}
	5	6	S	FA	M	45.667	7.500	o	o	{o}
2F	1	2	S	FA	M	45.667	7.500	o	o	{o}
	2	3	S	FA	M	45.667	7.500	o	o	{o}
	3	4	S	FA	M	45.667	7.500	o	o	{o}
	4	5	S	FA	M	45.667	7.500	o	o	{o}
	5	6	S	FA	M	45.667	7.500	o	o	{o}
1F	1	2	RC	FA	M	0.007	---	---	---	---
	2	3	RC	FA	M	0.006	---	---	---	---
	3	4	RC	FA	M	0.006	---	---	---	---
	4	5	RC	FA	M	0.006	---	---	---	---
	5	6	RC	FA	M	0.007	---	---	---	---

Y方向負加力時　C ﾌﾚｰﾑ　柱の部材種別

階名	軸名	構造	ﾗﾝｸ	ﾓｰﾄﾞ	P1	P2	P3	P4	P5
13F	1	S	FA-FA	M	21.053	21.053	o	{o}	---
	2	S	FA-FA	M	21.053	21.053	o	{o}	---
	3	S	FA-FA	M	21.053	21.053	o	{o}	---
	4	S	FA-FA	M	21.053	21.053	o	{o}	---
	5	S	FA-FA	M	21.053	21.053	o	{o}	---
	6	S	FA-FA	M	21.053	21.053	o	{o}	---
12F	1	S	FA-FA	M	21.053	21.053	o	{o}	---
	2	S	FA-FA	M	21.053	21.053	o	{o}	---
	3	S	FA-FA	M	21.053	21.053	o	{o}	---
	4	S	FA-FA	M	21.053	21.053	o	{o}	---
	5	S	FA-FA	M	21.053	21.053	o	{o}	---
	6	S	FA-FA	M	21.053	21.053	o	{o}	---
11F	1	S	FA-FA	M	21.053	21.053	o	{o}	---
	2	S	FA-FA	M	21.053	21.053	o	{o}	---
	3	S	FA-FA	M	21.053	21.053	o	{o}	---
	4	S	FA-FA	M	21.053	21.053	o	{o}	---
	5	S	FA-FA	M	21.053	21.053	o	{o}	---
	6	S	FA-FA	M	21.053	21.053	o	{o}	---
10F	1	S	FA-FA	M	21.053	21.053	o	{o}	---
	2	S	FA-FA	M	21.053	21.053	o	{o}	---
	3	S	FA-FA	M	21.053	21.053	o	{o}	---
	4	S	FA-FA	M	21.053	21.053	o	{o}	---
	5	S	FA-FA	M	21.053	21.053	o	{o}	---
	6	S	FA-FA	M	21.053	21.053	o	{o}	---
9F	1	S	FA-FA	M	21.053	21.053	o	{o}	---
	2	S	FA-FA	M	21.053	21.053	o	{o}	---
	3	S	FA-FA	M	21.053	21.053	o	{o}	---
	4	S	FA-FA	M	21.053	21.053	o	{o}	---
	5	S	FA-FA	M	21.053	21.053	o	{o}	---
	6	S	FA-FA	M	21.053	21.053	o	{o}	---
8F	1	S	FA-FA	M	21.053	21.053	o	{o}	---
	2	S	FA-FA	M	21.053	21.053	o	{o}	---
	3	S	FA-FA	M	21.053	21.053	o	{o}	---
	4	S	FA-FA	M	21.053	21.053	o	{o}	---
	5	S	FA-FA	M	21.053	21.053	o	{o}	---
	6	S	FA-FA	M	21.053	21.053	o	{o}	---
7F	1	S	FA-FA	M	16.000	16.000	o	{o}	---
	2	S	FA-FA	M	16.000	16.000	o	{o}	---
	3	S	FA-FA	M	16.000	16.000	o	{o}	---
	4	S	FA-FA	M	16.000	16.000	o	{o}	---
	5	S	FA-FA	M	16.000	16.000	o	{o}	---
	6	S	FA-FA	M	16.000	16.000	o	{o}	---
6F	1	S	FA-FA	M	16.000	16.000	o	{o}	---
	2	S	FA-FA	M	16.000	16.000	o	{o}	---
	3	S	FA-FA	M	16.000	16.000	o	{o}	---
	4	S	FA-FA	M	16.000	16.000	o	{o}	---
	5	S	FA-FA	M	16.000	16.000	o	{o}	---
	6	S	FA-FA	M	16.000	16.000	o	{o}	---

Ｙ方向負加力時　Ｃ ﾌﾚｰﾑ　柱の部材種別

階名	軸名	構造	ﾗﾝｸ	ﾓｰﾄﾞ	P1	P2	P3	P4	P5
5F	1	S	FA-FA	M	16.000	16.000	o	{o}	---
	2	S	FA-FA	M	16.000	16.000	o	{o}	---
	3	S	FA-FA	M	16.000	16.000	o	{o}	---
	4	S	FA-FA	M	16.000	16.000	o	{o}	---
	5	S	FA-FA	M	16.000	16.000	o	{o}	---
	6	S	FA-FA	M	16.000	16.000	o	{o}	---
4F	1	S	FA-FA	M	17.857	17.857	o	{o}	---
	2	S	FA-FA	M	17.857	17.857	o	{o}	---
	3	S	FA-FA	M	17.857	17.857	o	{o}	---
	4	S	FA-FA	M	17.857	17.857	o	{o}	---
	5	S	FA-FA	M	17.857	17.857	o	{o}	---
	6	S	FA-FA	M	17.857	17.857	o	{o}	---
3F	1	S	FA-FA	M	17.857	17.857	o	{o}	---
	2	S	FA-FA	M	17.857	17.857	o	{o}	---
	3	S	FA-FA	M	17.857	17.857	o	{o}	---
	4	S	FA-FA	M	17.857	17.857	o	{o}	---
	5	S	FA-FA	M	17.857	17.857	o	{o}	---
	6	S	FA-FA	M	17.857	17.857	o	{o}	---
2F	1	S	FA-FA	M	17.857	17.857	o	{o}	---
	2	S	FA-FA	M	17.857	17.857	o	{o}	---
	3	S	FA-FA	M	17.857	17.857	o	{o}	---
	4	S	FA-FA	M	17.857	17.857	o	{o}	---
	5	S	FA-FA	M	17.857	17.857	o	{o}	---
	6	S	FA-FA	M	17.857	17.857	o	{o}	---
1F	1	S	FA-FA	M	17.857	17.857	o	{o}	---
	2	S	FA-FA	M	17.857	17.857	o	{o}	---
	3	S	FA-FA	M	17.857	17.857	o	{o}	---
	4	S	FA-FA	M	17.857	17.857	o	{o}	---
	5	S	FA-FA	M	17.857	17.857	o	{o}	---
	6	S	FA-FA	M	17.857	17.857	o	{o}	---

U-5.1.2　部材の耐震性能パラメータと部材ランク（構造種別別）

a)　ＲＣはりの部材種別

τu　：　最終ステップでの平均せん断応力度　　(N/mm2)
Fc　：　コンクリート強度　　(N/mm2)
ﾓｰﾄﾞ　：　破壊モード（ M ： 曲げ破壊 ， S ： せん断破壊）

Ｘ方向正加力時

ﾌﾚｰﾑ名	層名	軸名1	軸名2	ﾗﾝｸ	ﾓｰﾄﾞ	τu/Fc	τu	Fc
A	1F	1	2	FA	M	0.049	1.31	27.00
		2	3	FA	M	0.033	0.90	27.00
		3	4	FA	M	0.035	0.96	27.00
		4	5	FA	M	0.037	0.99	27.00
		5	6	FA	M	0.040	1.08	27.00
B	1F	1	2	FA	M	0.051	1.37	27.00
		2	3	FA	M	0.033	0.89	27.00
		3	4	FA	M	0.035	0.94	27.00
		4	5	FA	M	0.037	0.99	27.00
		5	6	FA	M	0.042	1.13	27.00
C	1F	1	2	FA	M	0.031	0.83	27.00
		2	3	FA	M	0.021	0.56	27.00
		3	4	FA	M	0.021	0.58	27.00
		4	5	FA	M	0.021	0.56	27.00
		5	6	FA	M	0.028	0.76	27.00
1	1F	A	B	FA	M	0.017	0.45	27.00
		B	C	FA	M	0.010	0.28	27.00
2	1F	A	B	FA	M	0.022	0.60	27.00
		B	C	FA	M	0.013	0.34	27.00
3	1F	A	B	FA	M	0.022	0.59	27.00
		B	C	FA	M	0.013	0.35	27.00
4	1F	A	B	FA	M	0.022	0.58	27.00
		B	C	FA	M	0.013	0.36	27.00
5	1F	A	B	FA	M	0.022	0.58	27.00

X方向正加力時

ﾌﾚｰﾑ名	層名	軸名1	軸名2	ﾗﾝｸ	ﾓｰﾄﾞ	τu/Fc	τu	Fc
5	1F	B	C	FA	M	0.014	0.37	27.00
6	1F	A	B	FA	M	0.016	0.44	27.00
		B	C	FA	M	0.011	0.29	27.00

X方向負加力時

ﾌﾚｰﾑ名	層名	軸名1	軸名2	ﾗﾝｸ	ﾓｰﾄﾞ	τu/Fc	τu	Fc
A	1F	1	2	FA	M	0.040	1.08	27.00
		2	3	FA	M	0.037	0.99	27.00
		3	4	FA	M	0.035	0.96	27.00
		4	5	FA	M	0.033	0.90	27.00
		5	6	FA	M	0.049	1.31	27.00
B	1F	1	2	FA	M	0.041	1.12	27.00
		2	3	FA	M	0.036	0.99	27.00
		3	4	FA	M	0.035	0.95	27.00
		4	5	FA	M	0.033	0.90	27.00
		5	6	FA	M	0.051	1.36	27.00
C	1F	1	2	FA	M	0.028	0.76	27.00
		2	3	FA	M	0.021	0.57	27.00
		3	4	FA	M	0.022	0.59	27.00
		4	5	FA	M	0.020	0.55	27.00
		5	6	FA	M	0.031	0.83	27.00
1	1F	A	B	FA	M	0.016	0.44	27.00
		B	C	FA	M	0.011	0.29	27.00
2	1F	A	B	FA	M	0.022	0.58	27.00
		B	C	FA	M	0.014	0.37	27.00
3	1F	A	B	FA	M	0.022	0.58	27.00
		B	C	FA	M	0.013	0.36	27.00
4	1F	A	B	FA	M	0.022	0.59	27.00
		B	C	FA	M	0.013	0.35	27.00
5	1F	A	B	FA	M	0.022	0.60	27.00
		B	C	FA	M	0.013	0.34	27.00
6	1F	A	B	FA	M	0.017	0.45	27.00
		B	C	FA	M	0.010	0.28	27.00

Y方向正加力時

ﾌﾚｰﾑ名	層名	軸名1	軸名2	ﾗﾝｸ	ﾓｰﾄﾞ	τu/Fc	τu	Fc
1	1F	A	B	FA	M	0.035	0.96	27.00
		B	C	FA	M	0.032	0.87	27.00
2	1F	A	B	FA	M	0.041	1.11	27.00
		B	C	FA	M	0.033	0.88	27.00
3	1F	A	B	FA	M	0.041	1.11	27.00
		B	C	FA	M	0.032	0.86	27.00
4	1F	A	B	FA	M	0.041	1.11	27.00
		B	C	FA	M	0.032	0.87	27.00
5	1F	A	B	FA	M	0.041	1.11	27.00
		B	C	FA	M	0.033	0.90	27.00
6	1F	A	B	FA	M	0.035	0.95	27.00
		B	C	FA	M	0.032	0.87	27.00
A	1F	1	2	FA	M	0.006	0.16	27.00
		2	3	FA	M	0.006	0.17	27.00
		3	4	FA	M	0.006	0.16	27.00
		4	5	FA	M	0.006	0.16	27.00
		5	6	FA	M	0.007	0.20	27.00
B	1F	1	2	FA	M	0.008	0.23	27.00
		2	3	FA	M	0.007	0.19	27.00
		3	4	FA	M	0.007	0.19	27.00
		4	5	FA	M	0.007	0.20	27.00
		5	6	FA	M	0.008	0.21	27.00
C	1F	1	2	FA	M	0.007	0.19	27.00
		2	3	FA	M	0.006	0.16	27.00
		3	4	FA	M	0.006	0.16	27.00
		4	5	FA	M	0.006	0.16	27.00
		5	6	FA	M	0.006	0.17	27.00

Y方向負加力時

ﾌﾚｰﾑ名	層名	軸名1	軸名2	ﾗﾝｸ	ﾓｰﾄﾞ	τu/Fc	τu	Fc
1	1F	A	B	FA	M	0.032	0.87	27.00
		B	C	FA	M	0.039	1.06	27.00
2	1F	A	B	FA	M	0.036	0.97	27.00
		B	C	FA	M	0.041	1.10	27.00
3	1F	A	B	FA	M	0.035	0.95	27.00
		B	C	FA	M	0.040	1.09	27.00
4	1F	A	B	FA	M	0.035	0.95	27.00
		B	C	FA	M	0.040	1.09	27.00
5	1F	A	B	FA	M	0.036	0.97	27.00
		B	C	FA	M	0.040	1.09	27.00
6	1F	A	B	FA	M	0.032	0.86	27.00
		B	C	FA	M	0.039	1.06	27.00
A	1F	1	2	FA	M	0.007	0.19	27.00
		2	3	FA	M	0.006	0.15	27.00
		3	4	FA	M	0.006	0.16	27.00
		4	5	FA	M	0.006	0.17	27.00
		5	6	FA	M	0.006	0.16	27.00
B	1F	1	2	FA	M	0.008	0.20	27.00
		2	3	FA	M	0.007	0.20	27.00
		3	4	FA	M	0.007	0.19	27.00
		4	5	FA	M	0.007	0.19	27.00
		5	6	FA	M	0.008	0.22	27.00
C	1F	1	2	FA	M	0.007	0.18	27.00
		2	3	FA	M	0.006	0.16	27.00
		3	4	FA	M	0.006	0.15	27.00
		4	5	FA	M	0.006	0.15	27.00
		5	6	FA	M	0.007	0.19	27.00

g) Ｓはりの部材種別

d/tw　：　ウェブの幅厚比
b/tf　：　フランジの幅厚比
横補剛n　：　はりに等間隔にかかる小ばりの本数（保有耐力横補剛）［ o ］：充分　［ x ］：不足
ﾓｰﾄﾞ　：　破壊モード（ M ： 曲げ破壊 ， S ： せん断破壊）
靭性　：　脆性破壊部材の種別　［ o ］：靭性破壊部材　［ x ］：脆性破壊部材
接合　：　保有耐力接合の結果　［ o ］：保有耐力接合　［ x ］：非保有耐力接合
［{o}］：保有耐力接合とみなす　［---］：両端ピン接合のため判定外

X方向正負加力

ﾌﾚｰﾑ名	層名	軸名1	軸名2	ﾗﾝｸ	ﾓｰﾄﾞ	d/tw	b/tf	部材長 (cm)	横補剛 n	靭性	接合
A	14F	1	2	FA	M	46.89	4.44	720.0	1 [o]	o	{o}
		2	3	FA	M	45.67	7.50	720.0	1 [o]	o	{o}
		3	4	FA	M	45.67	7.50	720.0	1 [o]	o	{o}
		4	5	FA	M	45.67	7.50	720.0	1 [o]	o	{o}
		5	6	FA	M	46.89	4.44	720.0	1 [o]	o	{o}
	13F	1	2	FA	M	46.89	4.44	720.0	1 [o]	o	{o}
		2	3	FA	M	45.67	7.50	720.0	1 [o]	o	{o}
		3	4	FA	M	45.67	7.50	720.0	1 [o]	o	{o}
		4	5	FA	M	45.67	7.50	720.0	1 [o]	o	{o}
		5	6	FA	M	46.89	4.44	720.0	1 [o]	o	{o}
	12F	1	2	FA	M	46.89	4.44	720.0	1 [o]	o	{o}
		2	3	FA	M	45.67	7.50	720.0	1 [o]	o	{o}
		3	4	FA	M	45.67	7.50	720.0	1 [o]	o	{o}
		4	5	FA	M	45.67	7.50	720.0	1 [o]	o	{o}
		5	6	FA	M	46.89	4.44	720.0	1 [o]	o	{o}
	11F	1	2	FA	M	46.89	4.44	720.0	1 [o]	o	{o}
		2	3	FA	M	50.15	6.25	720.0	1 [o]	o	{o}
		3	4	FA	M	50.15	6.25	720.0	1 [o]	o	{o}
		4	5	FA	M	50.15	6.25	720.0	1 [o]	o	{o}
		5	6	FA	M	46.89	4.44	720.0	1 [o]	o	{o}
	10F	1	2	FA	M	46.89	4.44	720.0	1 [o]	o	{o}
		2	3	FA	M	50.15	6.25	720.0	1 [o]	o	{o}
		3	4	FA	M	50.15	6.25	720.0	1 [o]	o	{o}
		4	5	FA	M	50.15	6.25	720.0	1 [o]	o	{o}
		5	6	FA	M	46.89	4.44	720.0	1 [o]	o	{o}

X方向正負加力

ﾌﾚｰﾑ名	層名	軸名1	軸名2	ﾗﾝｸ	ﾓｰﾄﾞ	d/tw	b/tf	部材長 (cm)	横補剛 n	靭性	接合
A	9F	1	2	FA	M	46.89	4.44	720.0	1 [o]	o	{o}
		2	3	FA	M	50.15	6.25	720.0	1 [o]	o	{o}
		3	4	FA	M	50.15	6.25	720.0	1 [o]	o	{o}
		4	5	FA	M	50.15	6.25	720.0	1 [o]	o	{o}
		5	6	FA	M	46.89	4.44	720.0	1 [o]	o	{o}
	8F	1	2	FA	M	46.89	4.44	720.0	1 [o]	o	{o}
		2	3	FA	M	50.15	6.25	720.0	1 [o]	o	{o}
		3	4	FA	M	50.15	6.25	720.0	1 [o]	o	{o}
		4	5	FA	M	50.15	6.25	720.0	1 [o]	o	{o}
		5	6	FA	M	46.89	4.44	720.0	1 [o]	o	{o}
	7F	1	2	FA	M	46.89	4.44	720.0	1 [o]	o	{o}
		2	3	FA	M	50.15	6.25	720.0	1 [o]	o	{o}
		3	4	FA	M	50.15	6.25	720.0	1 [o]	o	{o}
		4	5	FA	M	50.15	6.25	720.0	1 [o]	o	{o}
		5	6	FA	M	46.89	4.44	720.0	1 [o]	o	{o}
	6F	1	2	FA	M	46.89	4.44	720.0	1 [o]	o	{o}
		2	3	FA	M	50.15	6.25	720.0	1 [o]	o	{o}
		3	4	FA	M	50.15	6.25	720.0	1 [o]	o	{o}
		4	5	FA	M	50.15	6.25	720.0	1 [o]	o	{o}
		5	6	FA	M	46.89	4.44	720.0	1 [o]	o	{o}
	5F	1	2	FA	M	46.89	4.44	720.0	1 [o]	o	{o}
		2	3	FA	M	50.15	6.25	720.0	1 [o]	o	{o}
		3	4	FA	M	50.15	6.25	720.0	1 [o]	o	{o}
		4	5	FA	M	50.15	6.25	720.0	1 [o]	o	{o}
		5	6	FA	M	46.89	4.44	720.0	1 [o]	o	{o}
	4F	1	2	FA	M	46.89	4.44	720.0	1 [o]	o	{o}
		2	3	FA	M	50.15	6.25	720.0	1 [o]	o	{o}
		3	4	FA	M	50.15	6.25	720.0	1 [o]	o	{o}
		4	5	FA	M	50.15	6.25	720.0	1 [o]	o	{o}
		5	6	FA	M	46.89	4.44	720.0	1 [o]	o	{o}
	3F	1	2	FA	M	46.89	4.44	720.0	1 [o]	o	{o}
		2	3	FA	M	50.15	6.25	720.0	1 [o]	o	{o}
		3	4	FA	M	50.15	6.25	720.0	1 [o]	o	{o}
		4	5	FA	M	50.15	6.25	720.0	1 [o]	o	{o}
		5	6	FA	M	46.89	4.44	720.0	1 [o]	o	{o}
	2F	1	2	FA	M	46.89	4.44	720.0	1 [o]	o	{o}
		2	3	FA	M	50.15	6.25	720.0	1 [o]	o	{o}
		3	4	FA	M	50.15	6.25	720.0	1 [o]	o	{o}
		4	5	FA	M	50.15	6.25	720.0	1 [o]	o	{o}
		5	6	FA	M	46.89	4.44	720.0	1 [o]	o	{o}
B	14F	1	2	FA	M	46.89	4.44	720.0	1 [o]	o	{o}
		2	3	FA	M	45.67	7.50	720.0	1 [o]	o	{o}
		3	4	FA	M	45.67	7.50	720.0	1 [o]	o	{o}
		4	5	FA	M	45.67	7.50	720.0	1 [o]	o	{o}
		5	6	FA	M	46.89	4.44	720.0	1 [o]	o	{o}
	13F	1	2	FA	M	46.89	4.44	720.0	1 [o]	o	{o}
		2	3	FA	M	45.67	7.50	720.0	1 [o]	o	{o}
		3	4	FA	M	45.67	7.50	720.0	1 [o]	o	{o}
		4	5	FA	M	45.67	7.50	720.0	1 [o]	o	{o}
		5	6	FA	M	46.89	4.44	720.0	1 [o]	o	{o}
	12F	1	2	FA	M	46.89	4.44	720.0	1 [o]	o	{o}
		2	3	FA	M	45.67	7.50	720.0	1 [o]	o	{o}
		3	4	FA	M	45.67	7.50	720.0	1 [o]	o	{o}
		4	5	FA	M	45.67	7.50	720.0	1 [o]	o	{o}
		5	6	FA	M	46.89	4.44	720.0	1 [o]	o	{o}
	11F	1	2	FA	M	46.89	4.44	720.0	1 [o]	o	{o}
		2	3	FA	M	50.15	6.25	720.0	1 [o]	o	{o}
		3	4	FA	M	50.15	6.25	720.0	1 [o]	o	{o}
		4	5	FA	M	50.15	6.25	720.0	1 [o]	o	{o}
		5	6	FA	M	46.89	4.44	720.0	1 [o]	o	{o}
	10F	1	2	FA	M	46.89	4.44	720.0	1 [o]	o	{o}
		2	3	FA	M	50.15	6.25	720.0	1 [o]	o	{o}
		3	4	FA	M	50.15	6.25	720.0	1 [o]	o	{o}
		4	5	FA	M	50.15	6.25	720.0	1 [o]	o	{o}

X方向正負加力

ﾌﾚｰﾑ名	層名	軸名1	軸名2	ﾗﾝｸ	ﾓｰﾄﾞ	d/tw	b/tf	部材長 (cm)	横補剛 n	靭性	接合
B	10F	5	6	FA	M	46.89	4.44	720.0	1 [o]	o	{o}
	9F	1	2	FA	M	46.89	4.44	720.0	1 [o]	o	{o}
		2	3	FA	M	50.15	6.25	720.0	1 [o]	o	{o}
		3	4	FA	M	50.15	6.25	720.0	1 [o]	o	{o}
		4	5	FA	M	50.15	6.25	720.0	1 [o]	o	{o}
		5	6	FA	M	46.89	4.44	720.0	1 [o]	o	{o}
	8F	1	2	FA	M	46.89	4.44	720.0	1 [o]	o	{o}
		2	3	FA	M	50.15	6.25	720.0	1 [o]	o	{o}
		3	4	FA	M	50.15	6.25	720.0	1 [o]	o	{o}
		4	5	FA	M	50.15	6.25	720.0	1 [o]	o	{o}
		5	6	FA	M	46.89	4.44	720.0	1 [o]	o	{o}
	7F	1	2	FA	M	46.89	4.44	720.0	1 [o]	o	{o}
		2	3	FA	M	50.15	6.25	720.0	1 [o]	o	{o}
		3	4	FA	M	50.15	6.25	720.0	1 [o]	o	{o}
		4	5	FA	M	50.15	6.25	720.0	1 [o]	o	{o}
		5	6	FA	M	46.89	4.44	720.0	1 [o]	o	{o}
	6F	1	2	FA	M	46.89	4.44	720.0	1 [o]	o	{o}
		2	3	FA	M	50.15	6.25	720.0	1 [o]	o	{o}
		3	4	FA	M	50.15	6.25	720.0	1 [o]	o	{o}
		4	5	FA	M	50.15	6.25	720.0	1 [o]	o	{o}
		5	6	FA	M	46.89	4.44	720.0	1 [o]	o	{o}
	5F	1	2	FA	M	46.89	4.44	720.0	1 [o]	o	{o}
		2	3	FA	M	50.15	6.25	720.0	1 [o]	o	{o}
		3	4	FA	M	50.15	6.25	720.0	1 [o]	o	{o}
		4	5	FA	M	50.15	6.25	720.0	1 [o]	o	{o}
		5	6	FA	M	46.89	4.44	720.0	1 [o]	o	{o}
	4F	1	2	FA	M	46.89	4.44	720.0	1 [o]	o	{o}
		2	3	FA	M	50.15	6.25	720.0	1 [o]	o	{o}
		3	4	FA	M	50.15	6.25	720.0	1 [o]	o	{o}
		4	5	FA	M	50.15	6.25	720.0	1 [o]	o	{o}
		5	6	FA	M	46.89	4.44	720.0	1 [o]	o	{o}
	3F	1	2	FA	M	46.89	4.44	720.0	1 [o]	o	{o}
		2	3	FA	M	50.15	6.25	720.0	1 [o]	o	{o}
		3	4	FA	M	50.15	6.25	720.0	1 [o]	o	{o}
		4	5	FA	M	50.15	6.25	720.0	1 [o]	o	{o}
		5	6	FA	M	46.89	4.44	720.0	1 [o]	o	{o}
	2F	1	2	FA	M	46.89	4.44	720.0	1 [o]	o	{o}
		2	3	FA	M	50.15	6.25	720.0	1 [o]	o	{o}
		3	4	FA	M	50.15	6.25	720.0	1 [o]	o	{o}
		4	5	FA	M	50.15	6.25	720.0	1 [o]	o	{o}
		5	6	FA	M	46.89	4.44	720.0	1 [o]	o	{o}
C	14F	1	2	FA	M	41.09	8.33	720.0	1 [o]	o	{o}
		2	3	FA	M	41.09	8.33	720.0	1 [o]	o	{o}
		3	4	FA	M	41.09	8.33	720.0	1 [o]	o	{o}
		4	5	FA	M	41.09	8.33	720.0	1 [o]	o	{o}
		5	6	FA	M	41.09	8.33	720.0	1 [o]	o	{o}
	13F	1	2	FA	M	41.09	8.33	720.0	0 [o]	o	{o}
		2	3	FA	M	41.09	8.33	720.0	1 [o]	o	{o}
		3	4	FA	M	41.09	8.33	720.0	1 [o]	o	{o}
		4	5	FA	M	41.09	8.33	720.0	0 [o]	o	{o}
		5	6	FA	M	41.09	8.33	720.0	0 [o]	o	{o}
	12F	1	2	FA	M	41.09	8.33	720.0	0 [o]	o	{o}
		2	3	FA	M	41.09	8.33	720.0	1 [o]	o	{o}
		3	4	FA	M	41.09	8.33	720.0	1 [o]	o	{o}
		4	5	FA	M	41.09	8.33	720.0	0 [o]	o	{o}
		5	6	FA	M	41.09	8.33	720.0	0 [o]	o	{o}
	11F	1	2	FA	M	45.67	7.50	720.0	0 [o]	o	{o}
		2	3	FA	M	45.67	7.50	720.0	1 [o]	o	{o}
		3	4	FA	M	45.67	7.50	720.0	1 [o]	o	{o}
		4	5	FA	M	45.67	7.50	720.0	0 [o]	o	{o}
		5	6	FA	M	45.67	7.50	720.0	0 [o]	o	{o}
	10F	1	2	FA	M	45.67	7.50	720.0	0 [o]	o	{o}
		2	3	FA	M	45.67	7.50	720.0	1 [o]	o	{o}
		3	4	FA	M	45.67	7.50	720.0	1 [o]	o	{o}

X方向正負加力

ﾌﾚｰﾑ名	層名	軸名1	軸名2	ﾗﾝｸ	ﾓｰﾄﾞ	d/tw	b/tf	部材長 (cm)	横補剛 n	靭性	接合
C	10F	4	5	FA	M	45.67	7.50	720.0	0 [o]	o	{o}
		5	6	FA	M	45.67	7.50	720.0	0 [o]	o	{o}
	9F	1	2	FA	M	45.67	7.50	720.0	0 [o]	o	{o}
		2	3	FA	M	45.67	7.50	720.0	1 [o]	o	{o}
		3	4	FA	M	45.67	7.50	720.0	1 [o]	o	{o}
		4	5	FA	M	45.67	7.50	720.0	0 [o]	o	{o}
		5	6	FA	M	45.67	7.50	720.0	0 [o]	o	{o}
	8F	1	2	FA	M	45.67	7.50	720.0	0 [o]	o	{o}
		2	3	FA	M	45.67	7.50	720.0	1 [o]	o	{o}
		3	4	FA	M	45.67	7.50	720.0	1 [o]	o	{o}
		4	5	FA	M	45.67	7.50	720.0	0 [o]	o	{o}
		5	6	FA	M	45.67	7.50	720.0	0 [o]	o	{o}
	7F	1	2	FA	M	45.67	7.50	720.0	0 [o]	o	{o}
		2	3	FA	M	45.67	7.50	720.0	1 [o]	o	{o}
		3	4	FA	M	45.67	7.50	720.0	1 [o]	o	{o}
		4	5	FA	M	45.67	7.50	720.0	0 [o]	o	{o}
		5	6	FA	M	45.67	7.50	720.0	0 [o]	o	{o}
	6F	1	2	FA	M	45.67	7.50	720.0	0 [o]	o	{o}
		2	3	FA	M	45.67	7.50	720.0	1 [o]	o	{o}
		3	4	FA	M	45.67	7.50	720.0	1 [o]	o	{o}
		4	5	FA	M	45.67	7.50	720.0	0 [o]	o	{o}
		5	6	FA	M	45.67	7.50	720.0	0 [o]	o	{o}
	5F	1	2	FA	M	45.67	7.50	720.0	0 [o]	o	{o}
		2	3	FA	M	45.67	7.50	720.0	1 [o]	o	{o}
		3	4	FA	M	45.67	7.50	720.0	1 [o]	o	{o}
		4	5	FA	M	45.67	7.50	720.0	0 [o]	o	{o}
		5	6	FA	M	45.67	7.50	720.0	0 [o]	o	{o}
	4F	1	2	FA	M	45.67	7.50	720.0	0 [o]	o	{o}
		2	3	FA	M	45.67	7.50	720.0	1 [o]	o	{o}
		3	4	FA	M	45.67	7.50	720.0	1 [o]	o	{o}
		4	5	FA	M	45.67	7.50	720.0	0 [o]	o	{o}
		5	6	FA	M	45.67	7.50	720.0	0 [o]	o	{o}
	3F	1	2	FA	M	45.67	7.50	720.0	0 [o]	o	{o}
		2	3	FA	M	45.67	7.50	720.0	1 [o]	o	{o}
		3	4	FA	M	45.67	7.50	720.0	1 [o]	o	{o}
		4	5	FA	M	45.67	7.50	720.0	0 [o]	o	{o}
		5	6	FA	M	45.67	7.50	720.0	0 [o]	o	{o}
	2F	1	2	FA	M	45.67	7.50	720.0	0 [o]	o	{o}
		2	3	FA	M	45.67	7.50	720.0	1 [o]	o	{o}
		3	4	FA	M	45.67	7.50	720.0	1 [o]	o	{o}
		4	5	FA	M	45.67	7.50	720.0	0 [o]	o	{o}
		5	6	FA	M	45.67	7.50	720.0	0 [o]	o	{o}
1	14F	A	B	FA	M	44.74	7.00	1620.0	5 [o]	o	{o}
		B	C	FA	M	45.67	7.50	720.0	2 [o]	o	{o}
	13F	A	B	FA	M	44.74	7.00	1620.0	5 [o]	o	{o}
		B	C	FA	M	45.67	7.50	720.0	1 [o]	o	{o}
	12F	A	B	FA	M	44.74	7.00	1620.0	5 [o]	o	{o}
		B	C	FA	M	45.67	7.50	720.0	1 [o]	o	{o}
	11F	A	B	FA	M	44.74	7.00	1620.0	5 [o]	o	{o}
		B	C	FA	M	45.67	7.50	720.0	1 [o]	o	{o}
	10F	A	B	FA	M	44.74	7.00	1620.0	5 [o]	o	{o}
		B	C	FA	M	45.67	7.50	720.0	1 [o]	o	{o}
	9F	A	B	FA	M	44.74	7.00	1620.0	5 [o]	o	{o}
		B	C	FA	M	45.67	7.50	720.0	1 [o]	o	{o}
	8F	A	B	FA	M	44.74	7.00	1620.0	5 [o]	o	{o}
		B	C	FA	M	45.67	7.50	720.0	1 [o]	o	{o}
	7F	A	B	FA	M	44.74	7.00	1620.0	5 [o]	o	{o}
		B	C	FA	M	45.67	7.50	720.0	1 [o]	o	{o}
	6F	A	B	FA	M	44.74	7.00	1620.0	5 [o]	o	{o}
		B	C	FA	M	45.67	7.50	720.0	1 [o]	o	{o}
	5F	A	B	FA	M	44.74	7.00	1620.0	5 [o]	o	{o}
		B	C	FA	M	45.67	7.50	720.0	1 [o]	o	{o}
	4F	A	B	FA	M	44.74	7.00	1620.0	5 [o]	o	{o}
		B	C	FA	M	45.67	7.50	720.0	1 [o]	o	{o}

X方向正負加力

ﾌﾚｰﾑ名	層名	軸名1	軸名2	ﾗﾝｸ	ﾓｰﾄﾞ	d/tw	b/tf	部材長 (cm)	横補剛 n	靭性	接合
1	3F	A	B	FA	M	44.74	7.00	1620.0	5 [o]	o	{o}
		B	C	FA	M	45.67	7.50	720.0	1 [o]	o	{o}
	2F	A	B	FA	M	44.74	7.00	1620.0	5 [o]	o	{o}
		B	C	FA	M	45.67	7.50	720.0	1 [o]	o	{o}
2	14F	A	B	FA	M	44.74	7.00	1620.0	5 [o]	o	{o}
		B	C	FA	M	45.67	7.50	720.0	2 [o]	o	{o}
	13F	A	B	FA	M	44.74	7.00	1620.0	5 [o]	o	{o}
		B	C	FA	M	45.67	7.50	720.0	2 [o]	o	{o}
	12F	A	B	FA	M	44.74	7.00	1620.0	5 [o]	o	{o}
		B	C	FA	M	45.67	7.50	720.0	2 [o]	o	{o}
	11F	A	B	FA	M	44.00	5.47	1620.0	5 [o]	o	{o}
		B	C	FA	M	45.67	7.50	720.0	2 [o]	o	{o}
	10F	A	B	FA	M	44.00	5.47	1620.0	5 [o]	o	{o}
		B	C	FA	M	45.67	7.50	720.0	2 [o]	o	{o}
	9F	A	B	FA	M	44.00	5.47	1620.0	5 [o]	o	{o}
		B	C	FA	M	45.67	7.50	720.0	2 [o]	o	{o}
	8F	A	B	FA	M	44.00	5.47	1620.0	5 [o]	o	{o}
		B	C	FA	M	50.15	6.25	720.0	2 [o]	o	{o}
	7F	A	B	FA	M	44.00	5.47	1620.0	5 [o]	o	{o}
		B	C	FA	M	50.15	6.25	720.0	2 [o]	o	{o}
	6F	A	B	FA	M	44.00	5.47	1620.0	5 [o]	o	{o}
		B	C	FA	M	50.15	6.25	720.0	2 [o]	o	{o}
	5F	A	B	FA	M	43.58	4.86	1620.0	5 [o]	o	{o}
		B	C	FA	M	44.74	7.00	720.0	2 [o]	o	{o}
	4F	A	B	FA	M	43.58	4.86	1620.0	5 [o]	o	{o}
		B	C	FA	M	44.74	7.00	720.0	2 [o]	o	{o}
	3F	A	B	FA	M	43.58	4.86	1620.0	5 [o]	o	{o}
		B	C	FA	M	44.74	7.00	720.0	2 [o]	o	{o}
	2F	A	B	FA	M	43.58	4.86	1620.0	5 [o]	o	{o}
		B	C	FA	M	44.74	7.00	720.0	2 [o]	o	{o}
3	14F	A	B	FA	M	44.74	7.00	1620.0	5 [o]	o	{o}
		B	C	FA	M	45.67	7.50	720.0	2 [o]	o	{o}
	13F	A	B	FA	M	44.74	7.00	1620.0	5 [o]	o	{o}
		B	C	FA	M	45.67	7.50	720.0	2 [o]	o	{o}
	12F	A	B	FA	M	44.74	7.00	1620.0	5 [o]	o	{o}
		B	C	FA	M	45.67	7.50	720.0	2 [o]	o	{o}
	11F	A	B	FA	M	44.00	5.47	1620.0	5 [o]	o	{o}
		B	C	FA	M	45.67	7.50	720.0	2 [o]	o	{o}
	10F	A	B	FA	M	44.00	5.47	1620.0	5 [o]	o	{o}
		B	C	FA	M	45.67	7.50	720.0	2 [o]	o	{o}
	9F	A	B	FA	M	44.00	5.47	1620.0	5 [o]	o	{o}
		B	C	FA	M	45.67	7.50	720.0	2 [o]	o	{o}
	8F	A	B	FA	M	44.00	5.47	1620.0	5 [o]	o	{o}
		B	C	FA	M	50.15	6.25	720.0	2 [o]	o	{o}
	7F	A	B	FA	M	44.00	5.47	1620.0	5 [o]	o	{o}
		B	C	FA	M	50.15	6.25	720.0	2 [o]	o	{o}
	6F	A	B	FA	M	44.00	5.47	1620.0	5 [o]	o	{o}
		B	C	FA	M	50.15	6.25	720.0	2 [o]	o	{o}
	5F	A	B	FA	M	43.58	4.86	1620.0	5 [o]	o	{o}
		B	C	FA	M	44.74	7.00	720.0	2 [o]	o	{o}
	4F	A	B	FA	M	43.58	4.86	1620.0	5 [o]	o	{o}
		B	C	FA	M	44.74	7.00	720.0	2 [o]	o	{o}
	3F	A	B	FA	M	43.58	4.86	1620.0	5 [o]	o	{o}
		B	C	FA	M	44.74	7.00	720.0	2 [o]	o	{o}
	2F	A	B	FA	M	43.58	4.86	1620.0	5 [o]	o	{o}
		B	C	FA	M	44.74	7.00	720.0	2 [o]	o	{o}
4	14F	A	B	FA	M	44.74	7.00	1620.0	5 [o]	o	{o}
		B	C	FA	M	45.67	7.50	720.0	2 [o]	o	{o}
	13F	A	B	FA	M	44.74	7.00	1620.0	5 [o]	o	{o}
		B	C	FA	M	45.67	7.50	720.0	2 [o]	o	{o}
	12F	A	B	FA	M	44.74	7.00	1620.0	5 [o]	o	{o}
		B	C	FA	M	45.67	7.50	720.0	2 [o]	o	{o}
	11F	A	B	FA	M	44.00	5.47	1620.0	5 [o]	o	{o}
		B	C	FA	M	45.67	7.50	720.0	2 [o]	o	{o}

X方向正負加力

ﾌﾚｰﾑ名	層名	軸名1	軸名2	ﾗﾝｸ	ﾓｰﾄﾞ	d/tw	b/tf	部材長 (cm)	横補剛 n	靭性	接合
4	10F	A	B	FA	M	44.00	5.47	1620.0	5 [o]	o	{o}
		B	C	FA	M	45.67	7.50	720.0	2 [o]	o	{o}
	9F	A	B	FA	M	44.00	5.47	1620.0	5 [o]	o	{o}
		B	C	FA	M	45.67	7.50	720.0	2 [o]	o	{o}
	8F	A	B	FA	M	44.00	5.47	1620.0	5 [o]	o	{o}
		B	C	FA	M	50.15	6.25	720.0	2 [o]	o	{o}
	7F	A	B	FA	M	44.00	5.47	1620.0	5 [o]	o	{o}
		B	C	FA	M	50.15	6.25	720.0	2 [o]	o	{o}
	6F	A	B	FA	M	44.00	5.47	1620.0	5 [o]	o	{o}
		B	C	FA	M	50.15	6.25	720.0	2 [o]	o	{o}
	5F	A	B	FA	M	43.58	4.86	1620.0	5 [o]	o	{o}
		B	C	FA	M	44.74	7.00	720.0	2 [o]	o	{o}
	4F	A	B	FA	M	43.58	4.86	1620.0	5 [o]	o	{o}
		B	C	FA	M	44.74	7.00	720.0	2 [o]	o	{o}
	3F	A	B	FA	M	43.58	4.86	1620.0	5 [o]	o	{o}
		B	C	FA	M	44.74	7.00	720.0	2 [o]	o	{o}
	2F	A	B	FA	M	43.58	4.86	1620.0	5 [o]	o	{o}
		B	C	FA	M	44.74	7.00	720.0	2 [o]	o	{o}
5	14F	A	B	FA	M	44.74	7.00	1620.0	5 [o]	o	{o}
		B	C	FA	M	45.67	7.50	720.0	2 [o]	o	{o}
	13F	A	B	FA	M	44.74	7.00	1620.0	5 [o]	o	{o}
		B	C	FA	M	45.67	7.50	720.0	2 [o]	o	{o}
	12F	A	B	FA	M	44.74	7.00	1620.0	5 [o]	o	{o}
		B	C	FA	M	45.67	7.50	720.0	2 [o]	o	{o}
	11F	A	B	FA	M	44.00	5.47	1620.0	5 [o]	o	{o}
		B	C	FA	M	45.67	7.50	720.0	2 [o]	o	{o}
	10F	A	B	FA	M	44.00	5.47	1620.0	5 [o]	o	{o}
		B	C	FA	M	45.67	7.50	720.0	2 [o]	o	{o}
	9F	A	B	FA	M	44.00	5.47	1620.0	5 [o]	o	{o}
		B	C	FA	M	45.67	7.50	720.0	2 [o]	o	{o}
	8F	A	B	FA	M	44.00	5.47	1620.0	5 [o]	o	{o}
		B	C	FA	M	50.15	6.25	720.0	2 [o]	o	{o}
	7F	A	B	FA	M	44.00	5.47	1620.0	5 [o]	o	{o}
		B	C	FA	M	50.15	6.25	720.0	2 [o]	o	{o}
	6F	A	B	FA	M	44.00	5.47	1620.0	5 [o]	o	{o}
		B	C	FA	M	50.15	6.25	720.0	2 [o]	o	{o}
	5F	A	B	FA	M	43.58	4.86	1620.0	5 [o]	o	{o}
		B	C	FA	M	44.74	7.00	720.0	2 [o]	o	{o}
	4F	A	B	FA	M	43.58	4.86	1620.0	5 [o]	o	{o}
		B	C	FA	M	44.74	7.00	720.0	2 [o]	o	{o}
	3F	A	B	FA	M	43.58	4.86	1620.0	5 [o]	o	{o}
		B	C	FA	M	44.74	7.00	720.0	2 [o]	o	{o}
	2F	A	B	FA	M	43.58	4.86	1620.0	5 [o]	o	{o}
		B	C	FA	M	44.74	7.00	720.0	2 [o]	o	{o}
6	14F	A	B	FA	M	44.74	7.00	1620.0	5 [o]	o	{o}
		B	C	FA	M	45.67	7.50	720.0	2 [o]	o	{o}
	13F	A	B	FA	M	44.74	7.00	1620.0	5 [o]	o	{o}
		B	C	FA	M	45.67	7.50	720.0	1 [o]	o	{o}
	12F	A	B	FA	M	44.74	7.00	1620.0	5 [o]	o	{o}
		B	C	FA	M	45.67	7.50	720.0	1 [o]	o	{o}
	11F	A	B	FA	M	44.74	7.00	1620.0	5 [o]	o	{o}
		B	C	FA	M	45.67	7.50	720.0	1 [o]	o	{o}
	10F	A	B	FA	M	44.74	7.00	1620.0	5 [o]	o	{o}
		B	C	FA	M	45.67	7.50	720.0	1 [o]	o	{o}
	9F	A	B	FA	M	44.74	7.00	1620.0	5 [o]	o	{o}
		B	C	FA	M	45.67	7.50	720.0	1 [o]	o	{o}
	8F	A	B	FA	M	44.74	7.00	1620.0	5 [o]	o	{o}
		B	C	FA	M	45.67	7.50	720.0	1 [o]	o	{o}
	7F	A	B	FA	M	44.74	7.00	1620.0	5 [o]	o	{o}
		B	C	FA	M	45.67	7.50	720.0	1 [o]	o	{o}
	6F	A	B	FA	M	44.74	7.00	1620.0	5 [o]	o	{o}
		B	C	FA	M	45.67	7.50	720.0	1 [o]	o	{o}
	5F	A	B	FA	M	44.74	7.00	1620.0	5 [o]	o	{o}
		B	C	FA	M	45.67	7.50	720.0	1 [o]	o	{o}

X方向正負加力

ﾌﾚｰﾑ名	層名	軸名1	軸名2	ﾗﾝｸ	ﾓｰﾄﾞ	d/tw	b/tf	部材長 (cm)	横補剛 n	靭性	接合
6	4F	A	B	FA	M	44.74	7.00	1620.0	5 [o]	o	{o}
		B	C	FA	M	45.67	7.50	720.0	1 [o]	o	{o}
	3F	A	B	FA	M	44.74	7.00	1620.0	5 [o]	o	{o}
		B	C	FA	M	45.67	7.50	720.0	1 [o]	o	{o}
	2F	A	B	FA	M	44.74	7.00	1620.0	5 [o]	o	{o}
		B	C	FA	M	45.67	7.50	720.0	1 [o]	o	{o}

Y方向正負加力

ﾌﾚｰﾑ名	層名	軸名1	軸名2	ﾗﾝｸ	ﾓｰﾄﾞ	d/tw	b/tf	部材長 (cm)	横補剛 n	靭性	接合
1	14F	A	B	FA	M	44.74	7.00	1620.0	5 [o]	o	{o}
		B	C	FA	M	45.67	7.50	720.0	2 [o]	o	{o}
	13F	A	B	FA	M	44.74	7.00	1620.0	5 [o]	o	{o}
		B	C	FA	M	45.67	7.50	720.0	1 [o]	o	{o}
	12F	A	B	FA	M	44.74	7.00	1620.0	5 [o]	o	{o}
		B	C	FA	M	45.67	7.50	720.0	1 [o]	o	{o}
	11F	A	B	FA	M	44.74	7.00	1620.0	5 [o]	o	{o}
		B	C	FA	M	45.67	7.50	720.0	1 [o]	o	{o}
	10F	A	B	FA	M	44.74	7.00	1620.0	5 [o]	o	{o}
		B	C	FA	M	45.67	7.50	720.0	1 [o]	o	{o}
	9F	A	B	FA	M	44.74	7.00	1620.0	5 [o]	o	{o}
		B	C	FA	M	45.67	7.50	720.0	1 [o]	o	{o}
	8F	A	B	FA	M	44.74	7.00	1620.0	5 [o]	o	{o}
		B	C	FA	M	45.67	7.50	720.0	1 [o]	o	{o}
	7F	A	B	FA	M	44.74	7.00	1620.0	5 [o]	o	{o}
		B	C	FA	M	45.67	7.50	720.0	1 [o]	o	{o}
	6F	A	B	FA	M	44.74	7.00	1620.0	5 [o]	o	{o}
		B	C	FA	M	45.67	7.50	720.0	1 [o]	o	{o}
	5F	A	B	FA	M	44.74	7.00	1620.0	5 [o]	o	{o}
		B	C	FA	M	45.67	7.50	720.0	1 [o]	o	{o}
	4F	A	B	FA	M	44.74	7.00	1620.0	5 [o]	o	{o}
		B	C	FA	M	45.67	7.50	720.0	1 [o]	o	{o}
	3F	A	B	FA	M	44.74	7.00	1620.0	5 [o]	o	{o}
		B	C	FA	M	45.67	7.50	720.0	1 [o]	o	{o}
	2F	A	B	FA	M	44.74	7.00	1620.0	5 [o]	o	{o}
		B	C	FA	M	45.67	7.50	720.0	1 [o]	o	{o}
2	14F	A	B	FA	M	44.74	7.00	1620.0	5 [o]	o	{o}
		B	C	FA	M	45.67	7.50	720.0	2 [o]	o	{o}
	13F	A	B	FA	M	44.74	7.00	1620.0	5 [o]	o	{o}
		B	C	FA	M	45.67	7.50	720.0	2 [o]	o	{o}
	12F	A	B	FA	M	44.74	7.00	1620.0	5 [o]	o	{o}
		B	C	FA	M	45.67	7.50	720.0	2 [o]	o	{o}
	11F	A	B	FA	M	44.00	5.47	1620.0	5 [o]	o	{o}
		B	C	FA	M	45.67	7.50	720.0	2 [o]	o	{o}
	10F	A	B	FA	M	44.00	5.47	1620.0	5 [o]	o	{o}
		B	C	FA	M	45.67	7.50	720.0	2 [o]	o	{o}
	9F	A	B	FA	M	44.00	5.47	1620.0	5 [o]	o	{o}
		B	C	FA	M	45.67	7.50	720.0	2 [o]	o	{o}
	8F	A	B	FA	M	44.00	5.47	1620.0	5 [o]	o	{o}
		B	C	FA	M	50.15	6.25	720.0	2 [o]	o	{o}
	7F	A	B	FA	M	44.00	5.47	1620.0	5 [o]	o	{o}
		B	C	FA	M	50.15	6.25	720.0	2 [o]	o	{o}
	6F	A	B	FA	M	44.00	5.47	1620.0	5 [o]	o	{o}
		B	C	FA	M	50.15	6.25	720.0	2 [o]	o	{o}
	5F	A	B	FA	M	43.58	4.86	1620.0	5 [o]	o	{o}
		B	C	FA	M	44.74	7.00	720.0	2 [o]	o	{o}
	4F	A	B	FA	M	43.58	4.86	1620.0	5 [o]	o	{o}
		B	C	FA	M	44.74	7.00	720.0	2 [o]	o	{o}
	3F	A	B	FA	M	43.58	4.86	1620.0	5 [o]	o	{o}
		B	C	FA	M	44.74	7.00	720.0	2 [o]	o	{o}
	2F	A	B	FA	M	43.58	4.86	1620.0	5 [o]	o	{o}
		B	C	FA	M	44.74	7.00	720.0	2 [o]	o	{o}
3	14F	A	B	FA	M	44.74	7.00	1620.0	5 [o]	o	{o}
		B	C	FA	M	45.67	7.50	720.0	2 [o]	o	{o}

Y方向正負加力

ﾌﾚｰﾑ名	層名	軸名1	軸名2	ﾗﾝｸ	ﾓｰﾄﾞ	d/tw	b/tf	部材長 (cm)	横補剛 n	靭性	接合
3	13F	A	B	FA	M	44.74	7.00	1620.0	5 [o]	o	{o}
		B	C	FA	M	45.67	7.50	720.0	2 [o]	o	{o}
	12F	A	B	FA	M	44.74	7.00	1620.0	5 [o]	o	{o}
		B	C	FA	M	45.67	7.50	720.0	2 [o]	o	{o}
	11F	A	B	FA	M	44.00	5.47	1620.0	5 [o]	o	{o}
		B	C	FA	M	45.67	7.50	720.0	2 [o]	o	{o}
	10F	A	B	FA	M	44.00	5.47	1620.0	5 [o]	o	{o}
		B	C	FA	M	45.67	7.50	720.0	2 [o]	o	{o}
	9F	A	B	FA	M	44.00	5.47	1620.0	5 [o]	o	{o}
		B	C	FA	M	45.67	7.50	720.0	2 [o]	o	{o}
	8F	A	B	FA	M	44.00	5.47	1620.0	5 [o]	o	{o}
		B	C	FA	M	50.15	6.25	720.0	2 [o]	o	{o}
	7F	A	B	FA	M	44.00	5.47	1620.0	5 [o]	o	{o}
		B	C	FA	M	50.15	6.25	720.0	2 [o]	o	{o}
	6F	A	B	FA	M	44.00	5.47	1620.0	5 [o]	o	{o}
		B	C	FA	M	50.15	6.25	720.0	2 [o]	o	{o}
	5F	A	B	FA	M	43.58	4.86	1620.0	5 [o]	o	{o}
		B	C	FA	M	44.74	7.00	720.0	2 [o]	o	{o}
	4F	A	B	FA	M	43.58	4.86	1620.0	5 [o]	o	{o}
		B	C	FA	M	44.74	7.00	720.0	2 [o]	o	{o}
	3F	A	B	FA	M	43.58	4.86	1620.0	5 [o]	o	{o}
		B	C	FA	M	44.74	7.00	720.0	2 [o]	o	{o}
	2F	A	B	FA	M	43.58	4.86	1620.0	5 [o]	o	{o}
		B	C	FA	M	44.74	7.00	720.0	2 [o]	o	{o}
4	14F	A	B	FA	M	44.74	7.00	1620.0	5 [o]	o	{o}
		B	C	FA	M	45.67	7.50	720.0	2 [o]	o	{o}
	13F	A	B	FA	M	44.74	7.00	1620.0	5 [o]	o	{o}
		B	C	FA	M	45.67	7.50	720.0	2 [o]	o	{o}
	12F	A	B	FA	M	44.74	7.00	1620.0	5 [o]	o	{o}
		B	C	FA	M	45.67	7.50	720.0	2 [o]	o	{o}
	11F	A	B	FA	M	44.00	5.47	1620.0	5 [o]	o	{o}
		B	C	FA	M	45.67	7.50	720.0	2 [o]	o	{o}
	10F	A	B	FA	M	44.00	5.47	1620.0	5 [o]	o	{o}
		B	C	FA	M	45.67	7.50	720.0	2 [o]	o	{o}
	9F	A	B	FA	M	44.00	5.47	1620.0	5 [o]	o	{o}
		B	C	FA	M	45.67	7.50	720.0	2 [o]	o	{o}
	8F	A	B	FA	M	44.00	5.47	1620.0	5 [o]	o	{o}
		B	C	FA	M	50.15	6.25	720.0	2 [o]	o	{o}
	7F	A	B	FA	M	44.00	5.47	1620.0	5 [o]	o	{o}
		B	C	FA	M	50.15	6.25	720.0	2 [o]	o	{o}
	6F	A	B	FA	M	44.00	5.47	1620.0	5 [o]	o	{o}
		B	C	FA	M	50.15	6.25	720.0	2 [o]	o	{o}
	5F	A	B	FA	M	43.58	4.86	1620.0	5 [o]	o	{o}
		B	C	FA	M	44.74	7.00	720.0	2 [o]	o	{o}
	4F	A	B	FA	M	43.58	4.86	1620.0	5 [o]	o	{o}
		B	C	FA	M	44.74	7.00	720.0	2 [o]	o	{o}
	3F	A	B	FA	M	43.58	4.86	1620.0	5 [o]	o	{o}
		B	C	FA	M	44.74	7.00	720.0	2 [o]	o	{o}
	2F	A	B	FA	M	43.58	4.86	1620.0	5 [o]	o	{o}
		B	C	FA	M	44.74	7.00	720.0	2 [o]	o	{o}
5	14F	A	B	FA	M	44.74	7.00	1620.0	5 [o]	o	{o}
		B	C	FA	M	45.67	7.50	720.0	2 [o]	o	{o}
	13F	A	B	FA	M	44.74	7.00	1620.0	5 [o]	o	{o}
		B	C	FA	M	45.67	7.50	720.0	2 [o]	o	{o}
	12F	A	B	FA	M	44.74	7.00	1620.0	5 [o]	o	{o}
		B	C	FA	M	45.67	7.50	720.0	2 [o]	o	{o}
	11F	A	B	FA	M	44.00	5.47	1620.0	5 [o]	o	{o}
		B	C	FA	M	45.67	7.50	720.0	2 [o]	o	{o}
	10F	A	B	FA	M	44.00	5.47	1620.0	5 [o]	o	{o}
		B	C	FA	M	45.67	7.50	720.0	2 [o]	o	{o}
	9F	A	B	FA	M	44.00	5.47	1620.0	5 [o]	o	{o}
		B	C	FA	M	45.67	7.50	720.0	2 [o]	o	{o}
	8F	A	B	FA	M	44.00	5.47	1620.0	5 [o]	o	{o}
		B	C	FA	M	50.15	6.25	720.0	2 [o]	o	{o}

Y方向正負加力

ﾌﾚｰﾑ名	層名	軸名1	軸名2	ﾗﾝｸ	ﾓｰﾄﾞ	d/tw	b/tf	部材長 (cm)	横補剛 n	靭性	接合
5	7F	A	B	FA	M	44.00	5.47	1620.0	5 [o]	o	{o}
		B	C	FA	M	50.15	6.25	720.0	2 [o]	o	{o}
	6F	A	B	FA	M	44.00	5.47	1620.0	5 [o]	o	{o}
		B	C	FA	M	50.15	6.25	720.0	2 [o]	o	{o}
	5F	A	B	FA	M	43.58	4.86	1620.0	5 [o]	o	{o}
		B	C	FA	M	44.74	7.00	720.0	2 [o]	o	{o}
	4F	A	B	FA	M	43.58	4.86	1620.0	5 [o]	o	{o}
		B	C	FA	M	44.74	7.00	720.0	2 [o]	o	{o}
	3F	A	B	FA	M	43.58	4.86	1620.0	5 [o]	o	{o}
		B	C	FA	M	44.74	7.00	720.0	2 [o]	o	{o}
	2F	A	B	FA	M	43.58	4.86	1620.0	5 [o]	o	{o}
		B	C	FA	M	44.74	7.00	720.0	2 [o]	o	{o}
6	14F	A	B	FA	M	44.74	7.00	1620.0	5 [o]	o	{o}
		B	C	FA	M	45.67	7.50	720.0	2 [o]	o	{o}
	13F	A	B	FA	M	44.74	7.00	1620.0	5 [o]	o	{o}
		B	C	FA	M	45.67	7.50	720.0	1 [o]	o	{o}
	12F	A	B	FA	M	44.74	7.00	1620.0	5 [o]	o	{o}
		B	C	FA	M	45.67	7.50	720.0	1 [o]	o	{o}
	11F	A	B	FA	M	44.74	7.00	1620.0	5 [o]	o	{o}
		B	C	FA	M	45.67	7.50	720.0	1 [o]	o	{o}
	10F	A	B	FA	M	44.74	7.00	1620.0	5 [o]	o	{o}
		B	C	FA	M	45.67	7.50	720.0	1 [o]	o	{o}
	9F	A	B	FA	M	44.74	7.00	1620.0	5 [o]	o	{o}
		B	C	FA	M	45.67	7.50	720.0	1 [o]	o	{o}
	8F	A	B	FA	M	44.74	7.00	1620.0	5 [o]	o	{o}
		B	C	FA	M	45.67	7.50	720.0	1 [o]	o	{o}
	7F	A	B	FA	M	44.74	7.00	1620.0	5 [o]	o	{o}
		B	C	FA	M	45.67	7.50	720.0	1 [o]	o	{o}
	6F	A	B	FA	M	44.74	7.00	1620.0	5 [o]	o	{o}
		B	C	FA	M	45.67	7.50	720.0	1 [o]	o	{o}
	5F	A	B	FA	M	44.74	7.00	1620.0	5 [o]	o	{o}
		B	C	FA	M	45.67	7.50	720.0	1 [o]	o	{o}
	4F	A	B	FA	M	44.74	7.00	1620.0	5 [o]	o	{o}
		B	C	FA	M	45.67	7.50	720.0	1 [o]	o	{o}
	3F	A	B	FA	M	44.74	7.00	1620.0	5 [o]	o	{o}
		B	C	FA	M	45.67	7.50	720.0	1 [o]	o	{o}
	2F	A	B	FA	M	44.74	7.00	1620.0	5 [o]	o	{o}
		B	C	FA	M	45.67	7.50	720.0	1 [o]	o	{o}
A	14F	1	2	FA	M	46.89	4.44	720.0	1 [o]	o	{o}
		2	3	FA	M	45.67	7.50	720.0	1 [o]	o	{o}
		3	4	FA	M	45.67	7.50	720.0	1 [o]	o	{o}
		4	5	FA	M	45.67	7.50	720.0	1 [o]	o	{o}
		5	6	FA	M	46.89	4.44	720.0	1 [o]	o	{o}
	13F	1	2	FA	M	46.89	4.44	720.0	1 [o]	o	{o}
		2	3	FA	M	45.67	7.50	720.0	1 [o]	o	{o}
		3	4	FA	M	45.67	7.50	720.0	1 [o]	o	{o}
		4	5	FA	M	45.67	7.50	720.0	1 [o]	o	{o}
		5	6	FA	M	46.89	4.44	720.0	1 [o]	o	{o}
	12F	1	2	FA	M	46.89	4.44	720.0	1 [o]	o	{o}
		2	3	FA	M	45.67	7.50	720.0	1 [o]	o	{o}
		3	4	FA	M	45.67	7.50	720.0	1 [o]	o	{o}
		4	5	FA	M	45.67	7.50	720.0	1 [o]	o	{o}
		5	6	FA	M	46.89	4.44	720.0	1 [o]	o	{o}
	11F	1	2	FA	M	46.89	4.44	720.0	1 [o]	o	{o}
		2	3	FA	M	50.15	6.25	720.0	1 [o]	o	{o}
		3	4	FA	M	50.15	6.25	720.0	1 [o]	o	{o}
		4	5	FA	M	50.15	6.25	720.0	1 [o]	o	{o}
		5	6	FA	M	46.89	4.44	720.0	1 [o]	o	{o}
	10F	1	2	FA	M	46.89	4.44	720.0	1 [o]	o	{o}
		2	3	FA	M	50.15	6.25	720.0	1 [o]	o	{o}
		3	4	FA	M	50.15	6.25	720.0	1 [o]	o	{o}
		4	5	FA	M	50.15	6.25	720.0	1 [o]	o	{o}
		5	6	FA	M	46.89	4.44	720.0	1 [o]	o	{o}
	9F	1	2	FA	M	46.89	4.44	720.0	1 [o]	o	{o}

Y方向正負加力

ﾌﾚｰﾑ名	層名	軸名1	軸名2	ﾗﾝｸ	ﾓｰﾄﾞ	d/tw	b/tf	部材長 (cm)	横補剛 n	靭性	接合
A	9F	2	3	FA	M	50.15	6.25	720.0	1 [o]	o	{o}
		3	4	FA	M	50.15	6.25	720.0	1 [o]	o	{o}
		4	5	FA	M	50.15	6.25	720.0	1 [o]	o	{o}
		5	6	FA	M	46.89	4.44	720.0	1 [o]	o	{o}
	8F	1	2	FA	M	46.89	4.44	720.0	1 [o]	o	{o}
		2	3	FA	M	50.15	6.25	720.0	1 [o]	o	{o}
		3	4	FA	M	50.15	6.25	720.0	1 [o]	o	{o}
		4	5	FA	M	50.15	6.25	720.0	1 [o]	o	{o}
		5	6	FA	M	46.89	4.44	720.0	1 [o]	o	{o}
	7F	1	2	FA	M	46.89	4.44	720.0	1 [o]	o	{o}
		2	3	FA	M	50.15	6.25	720.0	1 [o]	o	{o}
		3	4	FA	M	50.15	6.25	720.0	1 [o]	o	{o}
		4	5	FA	M	50.15	6.25	720.0	1 [o]	o	{o}
		5	6	FA	M	46.89	4.44	720.0	1 [o]	o	{o}
	6F	1	2	FA	M	46.89	4.44	720.0	1 [o]	o	{o}
		2	3	FA	M	50.15	6.25	720.0	1 [o]	o	{o}
		3	4	FA	M	50.15	6.25	720.0	1 [o]	o	{o}
		4	5	FA	M	50.15	6.25	720.0	1 [o]	o	{o}
		5	6	FA	M	46.89	4.44	720.0	1 [o]	o	{o}
	5F	1	2	FA	M	46.89	4.44	720.0	1 [o]	o	{o}
		2	3	FA	M	50.15	6.25	720.0	1 [o]	o	{o}
		3	4	FA	M	50.15	6.25	720.0	1 [o]	o	{o}
		4	5	FA	M	50.15	6.25	720.0	1 [o]	o	{o}
		5	6	FA	M	46.89	4.44	720.0	1 [o]	o	{o}
	4F	1	2	FA	M	46.89	4.44	720.0	1 [o]	o	{o}
		2	3	FA	M	50.15	6.25	720.0	1 [o]	o	{o}
		3	4	FA	M	50.15	6.25	720.0	1 [o]	o	{o}
		4	5	FA	M	50.15	6.25	720.0	1 [o]	o	{o}
		5	6	FA	M	46.89	4.44	720.0	1 [o]	o	{o}
	3F	1	2	FA	M	46.89	4.44	720.0	1 [o]	o	{o}
		2	3	FA	M	50.15	6.25	720.0	1 [o]	o	{o}
		3	4	FA	M	50.15	6.25	720.0	1 [o]	o	{o}
		4	5	FA	M	50.15	6.25	720.0	1 [o]	o	{o}
		5	6	FA	M	46.89	4.44	720.0	1 [o]	o	{o}
	2F	1	2	FA	M	46.89	4.44	720.0	1 [o]	o	{o}
		2	3	FA	M	50.15	6.25	720.0	1 [o]	o	{o}
		3	4	FA	M	50.15	6.25	720.0	1 [o]	o	{o}
		4	5	FA	M	50.15	6.25	720.0	1 [o]	o	{o}
		5	6	FA	M	46.89	4.44	720.0	1 [o]	o	{o}
B	14F	1	2	FA	M	46.89	4.44	720.0	1 [o]	o	{o}
		2	3	FA	M	45.67	7.50	720.0	1 [o]	o	{o}
		3	4	FA	M	45.67	7.50	720.0	1 [o]	o	{o}
		4	5	FA	M	45.67	7.50	720.0	1 [o]	o	{o}
		5	6	FA	M	46.89	4.44	720.0	1 [o]	o	{o}
	13F	1	2	FA	M	46.89	4.44	720.0	1 [o]	o	{o}
		2	3	FA	M	45.67	7.50	720.0	1 [o]	o	{o}
		3	4	FA	M	45.67	7.50	720.0	1 [o]	o	{o}
		4	5	FA	M	45.67	7.50	720.0	1 [o]	o	{o}
		5	6	FA	M	46.89	4.44	720.0	1 [o]	o	{o}
	12F	1	2	FA	M	46.89	4.44	720.0	1 [o]	o	{o}
		2	3	FA	M	45.67	7.50	720.0	1 [o]	o	{o}
		3	4	FA	M	45.67	7.50	720.0	1 [o]	o	{o}
		4	5	FA	M	45.67	7.50	720.0	1 [o]	o	{o}
		5	6	FA	M	46.89	4.44	720.0	1 [o]	o	{o}
	11F	1	2	FA	M	46.89	4.44	720.0	1 [o]	o	{o}
		2	3	FA	M	50.15	6.25	720.0	1 [o]	o	{o}
		3	4	FA	M	50.15	6.25	720.0	1 [o]	o	{o}
		4	5	FA	M	50.15	6.25	720.0	1 [o]	o	{o}
		5	6	FA	M	46.89	4.44	720.0	1 [o]	o	{o}
	10F	1	2	FA	M	46.89	4.44	720.0	1 [o]	o	{o}
		2	3	FA	M	50.15	6.25	720.0	1 [o]	o	{o}
		3	4	FA	M	50.15	6.25	720.0	1 [o]	o	{o}
		4	5	FA	M	50.15	6.25	720.0	1 [o]	o	{o}
		5	6	FA	M	46.89	4.44	720.0	1 [o]	o	{o}

Y方向正負加力

ﾌﾚｰﾑ名	層名	軸名1	軸名2	ﾗﾝｸ	ﾓｰﾄﾞ	d/tw	b/tf	部材長 (cm)	横補剛 n	靭性	接合
B	9F	1	2	FA	M	46.89	4.44	720.0	1 [o]	o	{o}
		2	3	FA	M	50.15	6.25	720.0	1 [o]	o	{o}
		3	4	FA	M	50.15	6.25	720.0	1 [o]	o	{o}
		4	5	FA	M	50.15	6.25	720.0	1 [o]	o	{o}
		5	6	FA	M	46.89	4.44	720.0	1 [o]	o	{o}
	8F	1	2	FA	M	46.89	4.44	720.0	1 [o]	o	{o}
		2	3	FA	M	50.15	6.25	720.0	1 [o]	o	{o}
		3	4	FA	M	50.15	6.25	720.0	1 [o]	o	{o}
		4	5	FA	M	50.15	6.25	720.0	1 [o]	o	{o}
		5	6	FA	M	46.89	4.44	720.0	1 [o]	o	{o}
	7F	1	2	FA	M	46.89	4.44	720.0	1 [o]	o	{o}
		2	3	FA	M	50.15	6.25	720.0	1 [o]	o	{o}
		3	4	FA	M	50.15	6.25	720.0	1 [o]	o	{o}
		4	5	FA	M	50.15	6.25	720.0	1 [o]	o	{o}
		5	6	FA	M	46.89	4.44	720.0	1 [o]	o	{o}
	6F	1	2	FA	M	46.89	4.44	720.0	1 [o]	o	{o}
		2	3	FA	M	50.15	6.25	720.0	1 [o]	o	{o}
		3	4	FA	M	50.15	6.25	720.0	1 [o]	o	{o}
		4	5	FA	M	50.15	6.25	720.0	1 [o]	o	{o}
		5	6	FA	M	46.89	4.44	720.0	1 [o]	o	{o}
	5F	1	2	FA	M	46.89	4.44	720.0	1 [o]	o	{o}
		2	3	FA	M	50.15	6.25	720.0	1 [o]	o	{o}
		3	4	FA	M	50.15	6.25	720.0	1 [o]	o	{o}
		4	5	FA	M	50.15	6.25	720.0	1 [o]	o	{o}
		5	6	FA	M	46.89	4.44	720.0	1 [o]	o	{o}
	4F	1	2	FA	M	46.89	4.44	720.0	1 [o]	o	{o}
		2	3	FA	M	50.15	6.25	720.0	1 [o]	o	{o}
		3	4	FA	M	50.15	6.25	720.0	1 [o]	o	{o}
		4	5	FA	M	50.15	6.25	720.0	1 [o]	o	{o}
		5	6	FA	M	46.89	4.44	720.0	1 [o]	o	{o}
	3F	1	2	FA	M	46.89	4.44	720.0	1 [o]	o	{o}
		2	3	FA	M	50.15	6.25	720.0	1 [o]	o	{o}
		3	4	FA	M	50.15	6.25	720.0	1 [o]	o	{o}
		4	5	FA	M	50.15	6.25	720.0	1 [o]	o	{o}
		5	6	FA	M	46.89	4.44	720.0	1 [o]	o	{o}
	2F	1	2	FA	M	46.89	4.44	720.0	1 [o]	o	{o}
		2	3	FA	M	50.15	6.25	720.0	1 [o]	o	{o}
		3	4	FA	M	50.15	6.25	720.0	1 [o]	o	{o}
		4	5	FA	M	50.15	6.25	720.0	1 [o]	o	{o}
		5	6	FA	M	46.89	4.44	720.0	1 [o]	o	{o}
C	14F	1	2	FA	M	41.09	8.33	720.0	1 [o]	o	{o}
		2	3	FA	M	41.09	8.33	720.0	1 [o]	o	{o}
		3	4	FA	M	41.09	8.33	720.0	1 [o]	o	{o}
		4	5	FA	M	41.09	8.33	720.0	1 [o]	o	{o}
		5	6	FA	M	41.09	8.33	720.0	1 [o]	o	{o}
	13F	1	2	FA	M	41.09	8.33	720.0	0 [o]	o	{o}
		2	3	FA	M	41.09	8.33	720.0	1 [o]	o	{o}
		3	4	FA	M	41.09	8.33	720.0	1 [o]	o	{o}
		4	5	FA	M	41.09	8.33	720.0	0 [o]	o	{o}
		5	6	FA	M	41.09	8.33	720.0	0 [o]	o	{o}
	12F	1	2	FA	M	41.09	8.33	720.0	0 [o]	o	{o}
		2	3	FA	M	41.09	8.33	720.0	1 [o]	o	{o}
		3	4	FA	M	41.09	8.33	720.0	1 [o]	o	{o}
		4	5	FA	M	41.09	8.33	720.0	0 [o]	o	{o}
		5	6	FA	M	41.09	8.33	720.0	0 [o]	o	{o}
	11F	1	2	FA	M	45.67	7.50	720.0	0 [o]	o	{o}
		2	3	FA	M	45.67	7.50	720.0	1 [o]	o	{o}
		3	4	FA	M	45.67	7.50	720.0	1 [o]	o	{o}
		4	5	FA	M	45.67	7.50	720.0	0 [o]	o	{o}
		5	6	FA	M	45.67	7.50	720.0	0 [o]	o	{o}
	10F	1	2	FA	M	45.67	7.50	720.0	0 [o]	o	{o}
		2	3	FA	M	45.67	7.50	720.0	1 [o]	o	{o}
		3	4	FA	M	45.67	7.50	720.0	1 [o]	o	{o}
		4	5	FA	M	45.67	7.50	720.0	0 [o]	o	{o}

Y方向正負加力

ﾌﾚｰﾑ名	層名	軸名1	軸名2	ﾗﾝｸ	ﾓｰﾄﾞ	d/tw	b/tf	部材長 (cm)	横補剛 n	靭性	接合
C	10F	5	6	FA	M	45.67	7.50	720.0	0 [o]	o	{o}
	9F	1	2	FA	M	45.67	7.50	720.0	0 [o]	o	{o}
		2	3	FA	M	45.67	7.50	720.0	1 [o]	o	{o}
		3	4	FA	M	45.67	7.50	720.0	1 [o]	o	{o}
		4	5	FA	M	45.67	7.50	720.0	0 [o]	o	{o}
		5	6	FA	M	45.67	7.50	720.0	0 [o]	o	{o}
	8F	1	2	FA	M	45.67	7.50	720.0	0 [o]	o	{o}
		2	3	FA	M	45.67	7.50	720.0	1 [o]	o	{o}
		3	4	FA	M	45.67	7.50	720.0	1 [o]	o	{o}
		4	5	FA	M	45.67	7.50	720.0	0 [o]	o	{o}
		5	6	FA	M	45.67	7.50	720.0	0 [o]	o	{o}
	7F	1	2	FA	M	45.67	7.50	720.0	0 [o]	o	{o}
		2	3	FA	M	45.67	7.50	720.0	1 [o]	o	{o}
		3	4	FA	M	45.67	7.50	720.0	1 [o]	o	{o}
		4	5	FA	M	45.67	7.50	720.0	0 [o]	o	{o}
		5	6	FA	M	45.67	7.50	720.0	0 [o]	o	{o}
	6F	1	2	FA	M	45.67	7.50	720.0	0 [o]	o	{o}
		2	3	FA	M	45.67	7.50	720.0	1 [o]	o	{o}
		3	4	FA	M	45.67	7.50	720.0	1 [o]	o	{o}
		4	5	FA	M	45.67	7.50	720.0	0 [o]	o	{o}
		5	6	FA	M	45.67	7.50	720.0	0 [o]	o	{o}
	5F	1	2	FA	M	45.67	7.50	720.0	0 [o]	o	{o}
		2	3	FA	M	45.67	7.50	720.0	1 [o]	o	{o}
		3	4	FA	M	45.67	7.50	720.0	1 [o]	o	{o}
		4	5	FA	M	45.67	7.50	720.0	0 [o]	o	{o}
		5	6	FA	M	45.67	7.50	720.0	0 [o]	o	{o}
	4F	1	2	FA	M	45.67	7.50	720.0	0 [o]	o	{o}
		2	3	FA	M	45.67	7.50	720.0	1 [o]	o	{o}
		3	4	FA	M	45.67	7.50	720.0	1 [o]	o	{o}
		4	5	FA	M	45.67	7.50	720.0	0 [o]	o	{o}
		5	6	FA	M	45.67	7.50	720.0	0 [o]	o	{o}
	3F	1	2	FA	M	45.67	7.50	720.0	0 [o]	o	{o}
		2	3	FA	M	45.67	7.50	720.0	1 [o]	o	{o}
		3	4	FA	M	45.67	7.50	720.0	1 [o]	o	{o}
		4	5	FA	M	45.67	7.50	720.0	0 [o]	o	{o}
		5	6	FA	M	45.67	7.50	720.0	0 [o]	o	{o}
	2F	1	2	FA	M	45.67	7.50	720.0	0 [o]	o	{o}
		2	3	FA	M	45.67	7.50	720.0	1 [o]	o	{o}
		3	4	FA	M	45.67	7.50	720.0	1 [o]	o	{o}
		4	5	FA	M	45.67	7.50	720.0	0 [o]	o	{o}
		5	6	FA	M	45.67	7.50	720.0	0 [o]	o	{o}

h) Ｓ柱の部材種別

d/tw　：　ウェブの幅厚比
b/tf　：　フランジの幅厚比
靭性　：　脆性破壊部材の種別　[o]：靭性破壊部材　[x]：脆性破壊部材
接合　：　保有耐力接合の結果　[o]：保有耐力接合　[x]：非保有耐力接合
　　[{o}]：保有耐力接合とみなす　[---]：両端ピン接合のため判定外
補足　：　正加力、負加力で異なる場合は()内に負加力の結果を表示します。

X方向正負加力

ﾌﾚｰﾑ名	階名	軸名	ﾗﾝｸ	ﾓｰﾄﾞ	d/tw	b/tf	靭性	接合
A	13F	1	FA-FA	M	17.19	17.19	o	{o}
		2	FA-FA	M	17.19	17.19	o	{o}
		3	FA-FA	M	17.19	17.19	o	{o}
		4	FA-FA	M	17.19	17.19	o	{o}
		5	FA-FA	M	17.19	17.19	o	{o}
		6	FA-FA	M	17.19	17.19	o	{o}
	12F	1	FA-FA	M	17.19	17.19	o	{o}
		2	FA-FA	M	17.19	17.19	o	{o}
		3	FA-FA	M	17.19	17.19	o	{o}
		4	FA-FA	M	17.19	17.19	o	{o}
		5	FA-FA	M	17.19	17.19	o	{o}
		6	FA-FA	M	17.19	17.19	o	{o}

X方向正負加力

ﾌﾚｰﾑ名	階名	軸名	ﾗﾝｸ	ﾓｰﾄﾞ	d/tw	b/tf	靭性	接合
A	11F	1	FA-FA	M	17.19	17.19	o	{o}
		2	FA-FA	M	17.19	17.19	o	{o}
		3	FA-FA	M	17.19	17.19	o	{o}
		4	FA-FA	M	17.19	17.19	o	{o}
		5	FA-FA	M	17.19	17.19	o	{o}
		6	FA-FA	M	17.19	17.19	o	{o}
	10F	1	FA-FA	M	17.19	17.19	o	{o}
		2	FA-FA	M	17.19	17.19	o	{o}
		3	FA-FA	M	17.19	17.19	o	{o}
		4	FA-FA	M	17.19	17.19	o	{o}
		5	FA-FA	M	17.19	17.19	o	{o}
		6	FA-FA	M	17.19	17.19	o	{o}
	9F	1	FA-FA	M	17.19	17.19	o	{o}
		2	FA-FA	M	17.19	17.19	o	{o}
		3	FA-FA	M	17.19	17.19	o	{o}
		4	FA-FA	M	17.19	17.19	o	{o}
		5	FA-FA	M	17.19	17.19	o	{o}
		6	FA-FA	M	17.19	17.19	o	{o}
	8F	1	FA-FA	M	17.19	17.19	o	{o}
		2	FA-FA	M	17.19	17.19	o	{o}
		3	FA-FA	M	17.19	17.19	o	{o}
		4	FA-FA	M	17.19	17.19	o	{o}
		5	FA-FA	M	17.19	17.19	o	{o}
		6	FA-FA	M	17.19	17.19	o	{o}
	7F	1	FA-FA	M	17.19	17.19	o	{o}
		2	FA-FA	M	17.19	17.19	o	{o}
		3	FA-FA	M	17.19	17.19	o	{o}
		4	FA-FA	M	17.19	17.19	o	{o}
		5	FA-FA	M	17.19	17.19	o	{o}
		6	FA-FA	M	17.19	17.19	o	{o}
	6F	1	FA-FA	M	17.19	17.19	o	{o}
		2	FA-FA	M	17.19	17.19	o	{o}
		3	FA-FA	M	17.19	17.19	o	{o}
		4	FA-FA	M	17.19	17.19	o	{o}
		5	FA-FA	M	17.19	17.19	o	{o}
		6	FA-FA	M	17.19	17.19	o	{o}
	5F	1	FA-FA	M	17.19	17.19	o	{o}
		2	FA-FA	M	17.19	17.19	o	{o}
		3	FA-FA	M	17.19	17.19	o	{o}
		4	FA-FA	M	17.19	17.19	o	{o}
		5	FA-FA	M	17.19	17.19	o	{o}
		6	FA-FA	M	17.19	17.19	o	{o}
	4F	1	FA-FA	M	20.31	20.31	o	{o}
		2	FA-FA	M	20.31	20.31	o	{o}
		3	FA-FA	M	20.31	20.31	o	{o}
		4	FA-FA	M	20.31	20.31	o	{o}
		5	FA-FA	M	20.31	20.31	o	{o}
		6	FA-FA	M	20.31	20.31	o	{o}
	3F	1	FA-FA	M	20.31	20.31	o	{o}
		2	FA-FA	M	20.31	20.31	o	{o}
		3	FA-FA	M	20.31	20.31	o	{o}
		4	FA-FA	M	20.31	20.31	o	{o}
		5	FA-FA	M	20.31	20.31	o	{o}
		6	FA-FA	M	20.31	20.31	o	{o}
	2F	1	FA-FA	M	20.31	20.31	o	{o}
		2	FA-FA	M	20.31	20.31	o	{o}
		3	FA-FA	M	20.31	20.31	o	{o}
		4	FA-FA	M	20.31	20.31	o	{o}
		5	FA-FA	M	20.31	20.31	o	{o}
		6	FA-FA	M	20.31	20.31	o	{o}
	1F	1	FA-FA	M	20.31	20.31	o	{o}
		2	FA-FA	M	20.31	20.31	o	{o}
		3	FA-FA	M	20.31	20.31	o	{o}
		4	FA-FA	M	20.31	20.31	o	{o}
		5	FA-FA	M	20.31	20.31	o	{o}

X方向正負加力

ﾌﾚｰﾑ名	階名	軸名	ﾗﾝｸ	ﾓｰﾄﾞ	d/tw	b/tf	靭性	接合
A	1F	6	FA-FA	M	20.31	20.31	o	{o}
B	13F	1	FA-FA	M	17.19	17.19	o	{o}
		2	FA-FA	M	17.19	17.19	o	{o}
		3	FA-FA	M	17.19	17.19	o	{o}
		4	FA-FA	M	17.19	17.19	o	{o}
		5	FA-FA	M	17.19	17.19	o	{o}
		6	FA-FA	M	17.19	17.19	o	{o}
	12F	1	FA-FA	M	17.19	17.19	o	{o}
		2	FA-FA	M	17.19	17.19	o	{o}
		3	FA-FA	M	17.19	17.19	o	{o}
		4	FA-FA	M	17.19	17.19	o	{o}
		5	FA-FA	M	17.19	17.19	o	{o}
		6	FA-FA	M	17.19	17.19	o	{o}
	11F	1	FA-FA	M	17.19	17.19	o	{o}
		2	FA-FA	M	17.19	17.19	o	{o}
		3	FA-FA	M	17.19	17.19	o	{o}
		4	FA-FA	M	17.19	17.19	o	{o}
		5	FA-FA	M	17.19	17.19	o	{o}
		6	FA-FA	M	17.19	17.19	o	{o}
	10F	1	FA-FA	M	17.19	17.19	o	{o}
		2	FA-FA	M	17.19	17.19	o	{o}
		3	FA-FA	M	17.19	17.19	o	{o}
		4	FA-FA	M	17.19	17.19	o	{o}
		5	FA-FA	M	17.19	17.19	o	{o}
		6	FA-FA	M	17.19	17.19	o	{o}
	9F	1	FA-FA	M	17.19	17.19	o	{o}
		2	FA-FA	M	17.19	17.19	o	{o}
		3	FA-FA	M	17.19	17.19	o	{o}
		4	FA-FA	M	17.19	17.19	o	{o}
		5	FA-FA	M	17.19	17.19	o	{o}
		6	FA-FA	M	17.19	17.19	o	{o}
	8F	1	FA-FA	M	17.19	17.19	o	{o}
		2	FA-FA	M	17.19	17.19	o	{o}
		3	FA-FA	M	17.19	17.19	o	{o}
		4	FA-FA	M	17.19	17.19	o	{o}
		5	FA-FA	M	17.19	17.19	o	{o}
		6	FA-FA	M	17.19	17.19	o	{o}
	7F	1	FA-FA	M	17.19	17.19	o	{o}
		2	FA-FA	M	17.19	17.19	o	{o}
		3	FA-FA	M	17.19	17.19	o	{o}
		4	FA-FA	M	17.19	17.19	o	{o}
		5	FA-FA	M	17.19	17.19	o	{o}
		6	FA-FA	M	17.19	17.19	o	{o}
	6F	1	FA-FA	M	17.19	17.19	o	{o}
		2	FA-FA	M	17.19	17.19	o	{o}
		3	FA-FA	M	17.19	17.19	o	{o}
		4	FA-FA	M	17.19	17.19	o	{o}
		5	FA-FA	M	17.19	17.19	o	{o}
		6	FA-FA	M	17.19	17.19	o	{o}
	5F	1	FA-FA	M	17.19	17.19	o	{o}
		2	FA-FA	M	17.19	17.19	o	{o}
		3	FA-FA	M	17.19	17.19	o	{o}
		4	FA-FA	M	17.19	17.19	o	{o}
		5	FA-FA	M	17.19	17.19	o	{o}
		6	FA-FA	M	17.19	17.19	o	{o}
	4F	1	FA-FA	M	20.31	20.31	o	{o}
		2	FA-FA	M	20.31	20.31	o	{o}
		3	FA-FA	M	20.31	20.31	o	{o}
		4	FA-FA	M	20.31	20.31	o	{o}
		5	FA-FA	M	20.31	20.31	o	{o}
		6	FA-FA	M	20.31	20.31	o	{o}
	3F	1	FA-FA	M	20.31	20.31	o	{o}
		2	FA-FA	M	20.31	20.31	o	{o}
		3	FA-FA	M	20.31	20.31	o	{o}
		4	FA-FA	M	20.31	20.31	o	{o}

X方向正負加力

ﾌﾚｰﾑ名	階名	軸名	ﾗﾝｸ	ﾓｰﾄﾞ	d/tw	b/tf	靭性	接合
B	3F	5	FA-FA	M	20.31	20.31	o	{o}
		6	FA-FA	M	20.31	20.31	o	{o}
	2F	1	FA-FA	M	20.31	20.31	o	{o}
		2	FA-FA	M	20.31	20.31	o	{o}
		3	FA-FA	M	20.31	20.31	o	{o}
		4	FA-FA	M	20.31	20.31	o	{o}
		5	FA-FA	M	20.31	20.31	o	{o}
		6	FA-FA	M	20.31	20.31	o	{o}
	1F	1	FA-FA	M	20.31	20.31	o	{o}
		2	FA-FA	M	20.31	20.31	o	{o}
		3	FA-FA	M	20.31	20.31	o	{o}
		4	FA-FA	M	20.31	20.31	o	{o}
		5	FA-FA	M	20.31	20.31	o	{o}
		6	FA-FA	M	20.31	20.31	o	{o}
C	13F	1	FA-FA	M	21.05	21.05	o	{o}
		2	FA-FA	M	21.05	21.05	o	{o}
		3	FA-FA	M	21.05	21.05	o	{o}
		4	FA-FA	M	21.05	21.05	o	{o}
		5	FA-FA	M	21.05	21.05	o	{o}
		6	FA-FA	M	21.05	21.05	o	{o}
	12F	1	FA-FA	M	21.05	21.05	o	{o}
		2	FA-FA	M	21.05	21.05	o	{o}
		3	FA-FA	M	21.05	21.05	o	{o}
		4	FA-FA	M	21.05	21.05	o	{o}
		5	FA-FA	M	21.05	21.05	o	{o}
		6	FA-FA	M	21.05	21.05	o	{o}
	11F	1	FA-FA	M	21.05	21.05	o	{o}
		2	FA-FA	M	21.05	21.05	o	{o}
		3	FA-FA	M	21.05	21.05	o	{o}
		4	FA-FA	M	21.05	21.05	o	{o}
		5	FA-FA	M	21.05	21.05	o	{o}
		6	FA-FA	M	21.05	21.05	o	{o}
	10F	1	FA-FA	M	21.05	21.05	o	{o}
		2	FA-FA	M	21.05	21.05	o	{o}
		3	FA-FA	M	21.05	21.05	o	{o}
		4	FA-FA	M	21.05	21.05	o	{o}
		5	FA-FA	M	21.05	21.05	o	{o}
		6	FA-FA	M	21.05	21.05	o	{o}
	9F	1	FA-FA	M	21.05	21.05	o	{o}
		2	FA-FA	M	21.05	21.05	o	{o}
		3	FA-FA	M	21.05	21.05	o	{o}
		4	FA-FA	M	21.05	21.05	o	{o}
		5	FA-FA	M	21.05	21.05	o	{o}
		6	FA-FA	M	21.05	21.05	o	{o}
	8F	1	FA-FA	M	21.05	21.05	o	{o}
		2	FA-FA	M	21.05	21.05	o	{o}
		3	FA-FA	M	21.05	21.05	o	{o}
		4	FA-FA	M	21.05	21.05	o	{o}
		5	FA-FA	M	21.05	21.05	o	{o}
		6	FA-FA	M	21.05	21.05	o	{o}
	7F	1	FA-FA	M	16.00	16.00	o	{o}
		2	FA-FA	M	16.00	16.00	o	{o}
		3	FA-FA	M	16.00	16.00	o	{o}
		4	FA-FA	M	16.00	16.00	o	{o}
		5	FA-FA	M	16.00	16.00	o	{o}
		6	FA-FA	M	16.00	16.00	o	{o}
	6F	1	FA-FA	M	16.00	16.00	o	{o}
		2	FA-FA	M	16.00	16.00	o	{o}
		3	FA-FA	M	16.00	16.00	o	{o}
		4	FA-FA	M	16.00	16.00	o	{o}
		5	FA-FA	M	16.00	16.00	o	{o}
		6	FA-FA	M	16.00	16.00	o	{o}
	5F	1	FA-FA	M	16.00	16.00	o	{o}
		2	FA-FA	M	16.00	16.00	o	{o}
		3	FA-FA	M	16.00	16.00	o	{o}

X方向正負加力

ﾌﾚｰﾑ名	階名	軸名	ﾗﾝｸ	ﾓｰﾄﾞ	d/tw	b/tf	靭性	接合
C	5F	4	FA-FA	M	16.00	16.00	o	{o}
		5	FA-FA	M	16.00	16.00	o	{o}
		6	FA-FA	M	16.00	16.00	o	{o}
	4F	1	FA-FA	M	17.86	17.86	o	{o}
		2	FA-FA	M	17.86	17.86	o	{o}
		3	FA-FA	M	17.86	17.86	o	{o}
		4	FA-FA	M	17.86	17.86	o	{o}
		5	FA-FA	M	17.86	17.86	o	{o}
		6	FA-FA	M	17.86	17.86	o	{o}
	3F	1	FA-FA	M	17.86	17.86	o	{o}
		2	FA-FA	M	17.86	17.86	o	{o}
		3	FA-FA	M	17.86	17.86	o	{o}
		4	FA-FA	M	17.86	17.86	o	{o}
		5	FA-FA	M	17.86	17.86	o	{o}
		6	FA-FA	M	17.86	17.86	o	{o}
	2F	1	FA-FA	M	17.86	17.86	o	{o}
		2	FA-FA	M	17.86	17.86	o	{o}
		3	FA-FA	M	17.86	17.86	o	{o}
		4	FA-FA	M	17.86	17.86	o	{o}
		5	FA-FA	M	17.86	17.86	o	{o}
		6	FA-FA	M	17.86	17.86	o	{o}
	1F	1	FA-FA	M	17.86	17.86	o	{o}
		2	FA-FA	M	17.86	17.86	o	{o}
		3	FA-FA	M	17.86	17.86	o	{o}
		4	FA-FA	M	17.86	17.86	o	{o}
		5	FA-FA	M	17.86	17.86	o	{o}
		6	FA-FA	M	17.86	17.86	o	{o}
1	13F	A	FA-FA	M	17.19	17.19	o	{o}
		B	FA-FA	M	17.19	17.19	o	{o}
		C	FA-FA	M	21.05	21.05	o	{o}
	12F	A	FA-FA	M	17.19	17.19	o	{o}
		B	FA-FA	M	17.19	17.19	o	{o}
		C	FA-FA	M	21.05	21.05	o	{o}
	11F	A	FA-FA	M	17.19	17.19	o	{o}
		B	FA-FA	M	17.19	17.19	o	{o}
		C	FA-FA	M	21.05	21.05	o	{o}
	10F	A	FA-FA	M	17.19	17.19	o	{o}
		B	FA-FA	M	17.19	17.19	o	{o}
		C	FA-FA	M	21.05	21.05	o	{o}
	9F	A	FA-FA	M	17.19	17.19	o	{o}
		B	FA-FA	M	17.19	17.19	o	{o}
		C	FA-FA	M	21.05	21.05	o	{o}
	8F	A	FA-FA	M	17.19	17.19	o	{o}
		B	FA-FA	M	17.19	17.19	o	{o}
		C	FA-FA	M	21.05	21.05	o	{o}
	7F	A	FA-FA	M	17.19	17.19	o	{o}
		B	FA-FA	M	17.19	17.19	o	{o}
		C	FA-FA	M	16.00	16.00	o	{o}
	6F	A	FA-FA	M	17.19	17.19	o	{o}
		B	FA-FA	M	17.19	17.19	o	{o}
		C	FA-FA	M	16.00	16.00	o	{o}
	5F	A	FA-FA	M	17.19	17.19	o	{o}
		B	FA-FA	M	17.19	17.19	o	{o}
		C	FA-FA	M	16.00	16.00	o	{o}
	4F	A	FA-FA	M	20.31	20.31	o	{o}
		B	FA-FA	M	20.31	20.31	o	{o}
		C	FA-FA	M	17.86	17.86	o	{o}
	3F	A	FA-FA	M	20.31	20.31	o	{o}
		B	FA-FA	M	20.31	20.31	o	{o}
		C	FA-FA	M	17.86	17.86	o	{o}
	2F	A	FA-FA	M	20.31	20.31	o	{o}
		B	FA-FA	M	20.31	20.31	o	{o}
		C	FA-FA	M	17.86	17.86	o	{o}
	1F	A	FA-FA	M	20.31	20.31	o	{o}
		B	FA-FA	M	20.31	20.31	o	{o}

X方向正負加力

ﾌﾚｰﾑ名	階名	軸名	ﾗﾝｸ	ﾓｰﾄﾞ	d/tw	b/tf	靭性	接合
1	1F	C	FA-FA	M	17.86	17.86	o	{o}
2	13F	A	FA-FA	M	17.19	17.19	o	{o}
		B	FA-FA	M	17.19	17.19	o	{o}
		C	FA-FA	M	21.05	21.05	o	{o}
	12F	A	FA-FA	M	17.19	17.19	o	{o}
		B	FA-FA	M	17.19	17.19	o	{o}
		C	FA-FA	M	21.05	21.05	o	{o}
	11F	A	FA-FA	M	17.19	17.19	o	{o}
		B	FA-FA	M	17.19	17.19	o	{o}
		C	FA-FA	M	21.05	21.05	o	{o}
	10F	A	FA-FA	M	17.19	17.19	o	{o}
		B	FA-FA	M	17.19	17.19	o	{o}
		C	FA-FA	M	21.05	21.05	o	{o}
	9F	A	FA-FA	M	17.19	17.19	o	{o}
		B	FA-FA	M	17.19	17.19	o	{o}
		C	FA-FA	M	21.05	21.05	o	{o}
	8F	A	FA-FA	M	17.19	17.19	o	{o}
		B	FA-FA	M	17.19	17.19	o	{o}
		C	FA-FA	M	21.05	21.05	o	{o}
	7F	A	FA-FA	M	17.19	17.19	o	{o}
		B	FA-FA	M	17.19	17.19	o	{o}
		C	FA-FA	M	16.00	16.00	o	{o}
	6F	A	FA-FA	M	17.19	17.19	o	{o}
		B	FA-FA	M	17.19	17.19	o	{o}
		C	FA-FA	M	16.00	16.00	o	{o}
	5F	A	FA-FA	M	17.19	17.19	o	{o}
		B	FA-FA	M	17.19	17.19	o	{o}
		C	FA-FA	M	16.00	16.00	o	{o}
	4F	A	FA-FA	M	20.31	20.31	o	{o}
		B	FA-FA	M	20.31	20.31	o	{o}
		C	FA-FA	M	17.86	17.86	o	{o}
	3F	A	FA-FA	M	20.31	20.31	o	{o}
		B	FA-FA	M	20.31	20.31	o	{o}
		C	FA-FA	M	17.86	17.86	o	{o}
	2F	A	FA-FA	M	20.31	20.31	o	{o}
		B	FA-FA	M	20.31	20.31	o	{o}
		C	FA-FA	M	17.86	17.86	o	{o}
	1F	A	FA-FA	M	20.31	20.31	o	{o}
		B	FA-FA	M	20.31	20.31	o	{o}
		C	FA-FA	M	17.86	17.86	o	{o}
3	13F	A	FA-FA	M	17.19	17.19	o	{o}
		B	FA-FA	M	17.19	17.19	o	{o}
		C	FA-FA	M	21.05	21.05	o	{o}
	12F	A	FA-FA	M	17.19	17.19	o	{o}
		B	FA-FA	M	17.19	17.19	o	{o}
		C	FA-FA	M	21.05	21.05	o	{o}
	11F	A	FA-FA	M	17.19	17.19	o	{o}
		B	FA-FA	M	17.19	17.19	o	{o}
		C	FA-FA	M	21.05	21.05	o	{o}
	10F	A	FA-FA	M	17.19	17.19	o	{o}
		B	FA-FA	M	17.19	17.19	o	{o}
		C	FA-FA	M	21.05	21.05	o	{o}
	9F	A	FA-FA	M	17.19	17.19	o	{o}
		B	FA-FA	M	17.19	17.19	o	{o}
		C	FA-FA	M	21.05	21.05	o	{o}
	8F	A	FA-FA	M	17.19	17.19	o	{o}
		B	FA-FA	M	17.19	17.19	o	{o}
		C	FA-FA	M	21.05	21.05	o	{o}
	7F	A	FA-FA	M	17.19	17.19	o	{o}
		B	FA-FA	M	17.19	17.19	o	{o}
		C	FA-FA	M	16.00	16.00	o	{o}
	6F	A	FA-FA	M	17.19	17.19	o	{o}
		B	FA-FA	M	17.19	17.19	o	{o}
		C	FA-FA	M	16.00	16.00	o	{o}
	5F	A	FA-FA	M	17.19	17.19	o	{o}

X方向正負加力

ﾌﾚｰﾑ名	階名	軸名	ﾗﾝｸ	ﾓｰﾄﾞ	d/tw	b/tf	靭性	接合
3	5F	B	FA-FA	M	17.19	17.19	o	{o}
		C	FA-FA	M	16.00	16.00	o	{o}
	4F	A	FA-FA	M	20.31	20.31	o	{o}
		B	FA-FA	M	20.31	20.31	o	{o}
		C	FA-FA	M	17.86	17.86	o	{o}
	3F	A	FA-FA	M	20.31	20.31	o	{o}
		B	FA-FA	M	20.31	20.31	o	{o}
		C	FA-FA	M	17.86	17.86	o	{o}
	2F	A	FA-FA	M	20.31	20.31	o	{o}
		B	FA-FA	M	20.31	20.31	o	{o}
		C	FA-FA	M	17.86	17.86	o	{o}
	1F	A	FA-FA	M	20.31	20.31	o	{o}
		B	FA-FA	M	20.31	20.31	o	{o}
		C	FA-FA	M	17.86	17.86	o	{o}
4	13F	A	FA-FA	M	17.19	17.19	o	{o}
		B	FA-FA	M	17.19	17.19	o	{o}
		C	FA-FA	M	21.05	21.05	o	{o}
	12F	A	FA-FA	M	17.19	17.19	o	{o}
		B	FA-FA	M	17.19	17.19	o	{o}
		C	FA-FA	M	21.05	21.05	o	{o}
	11F	A	FA-FA	M	17.19	17.19	o	{o}
		B	FA-FA	M	17.19	17.19	o	{o}
		C	FA-FA	M	21.05	21.05	o	{o}
	10F	A	FA-FA	M	17.19	17.19	o	{o}
		B	FA-FA	M	17.19	17.19	o	{o}
		C	FA-FA	M	21.05	21.05	o	{o}
	9F	A	FA-FA	M	17.19	17.19	o	{o}
		B	FA-FA	M	17.19	17.19	o	{o}
		C	FA-FA	M	21.05	21.05	o	{o}
	8F	A	FA-FA	M	17.19	17.19	o	{o}
		B	FA-FA	M	17.19	17.19	o	{o}
		C	FA-FA	M	21.05	21.05	o	{o}
	7F	A	FA-FA	M	17.19	17.19	o	{o}
		B	FA-FA	M	17.19	17.19	o	{o}
		C	FA-FA	M	16.00	16.00	o	{o}
	6F	A	FA-FA	M	17.19	17.19	o	{o}
		B	FA-FA	M	17.19	17.19	o	{o}
		C	FA-FA	M	16.00	16.00	o	{o}
	5F	A	FA-FA	M	17.19	17.19	o	{o}
		B	FA-FA	M	17.19	17.19	o	{o}
		C	FA-FA	M	16.00	16.00	o	{o}
	4F	A	FA-FA	M	20.31	20.31	o	{o}
		B	FA-FA	M	20.31	20.31	o	{o}
		C	FA-FA	M	17.86	17.86	o	{o}
	3F	A	FA-FA	M	20.31	20.31	o	{o}
		B	FA-FA	M	20.31	20.31	o	{o}
		C	FA-FA	M	17.86	17.86	o	{o}
	2F	A	FA-FA	M	20.31	20.31	o	{o}
		B	FA-FA	M	20.31	20.31	o	{o}
		C	FA-FA	M	17.86	17.86	o	{o}
	1F	A	FA-FA	M	20.31	20.31	o	{o}
		B	FA-FA	M	20.31	20.31	o	{o}
		C	FA-FA	M	17.86	17.86	o	{o}
5	13F	A	FA-FA	M	17.19	17.19	o	{o}
		B	FA-FA	M	17.19	17.19	o	{o}
		C	FA-FA	M	21.05	21.05	o	{o}
	12F	A	FA-FA	M	17.19	17.19	o	{o}
		B	FA-FA	M	17.19	17.19	o	{o}
		C	FA-FA	M	21.05	21.05	o	{o}
	11F	A	FA-FA	M	17.19	17.19	o	{o}
		B	FA-FA	M	17.19	17.19	o	{o}
		C	FA-FA	M	21.05	21.05	o	{o}
	10F	A	FA-FA	M	17.19	17.19	o	{o}
		B	FA-FA	M	17.19	17.19	o	{o}
		C	FA-FA	M	21.05	21.05	o	{o}

X方向正負加力

ﾌﾚｰﾑ名	階名	軸名	ﾗﾝｸ	ﾓｰﾄﾞ	d/tw	b/tf	靭性	接合
5	9F	A	FA-FA	M	17.19	17.19	o	{o}
		B	FA-FA	M	17.19	17.19	o	{o}
		C	FA-FA	M	21.05	21.05	o	{o}
	8F	A	FA-FA	M	17.19	17.19	o	{o}
		B	FA-FA	M	17.19	17.19	o	{o}
		C	FA-FA	M	21.05	21.05	o	{o}
	7F	A	FA-FA	M	17.19	17.19	o	{o}
		B	FA-FA	M	17.19	17.19	o	{o}
		C	FA-FA	M	16.00	16.00	o	{o}
	6F	A	FA-FA	M	17.19	17.19	o	{o}
		B	FA-FA	M	17.19	17.19	o	{o}
		C	FA-FA	M	16.00	16.00	o	{o}
	5F	A	FA-FA	M	17.19	17.19	o	{o}
		B	FA-FA	M	17.19	17.19	o	{o}
		C	FA-FA	M	16.00	16.00	o	{o}
	4F	A	FA-FA	M	20.31	20.31	o	{o}
		B	FA-FA	M	20.31	20.31	o	{o}
		C	FA-FA	M	17.86	17.86	o	{o}
	3F	A	FA-FA	M	20.31	20.31	o	{o}
		B	FA-FA	M	20.31	20.31	o	{o}
		C	FA-FA	M	17.86	17.86	o	{o}
	2F	A	FA-FA	M	20.31	20.31	o	{o}
		B	FA-FA	M	20.31	20.31	o	{o}
		C	FA-FA	M	17.86	17.86	o	{o}
	1F	A	FA-FA	M	20.31	20.31	o	{o}
		B	FA-FA	M	20.31	20.31	o	{o}
		C	FA-FA	M	17.86	17.86	o	{o}
6	13F	A	FA-FA	M	17.19	17.19	o	{o}
		B	FA-FA	M	17.19	17.19	o	{o}
		C	FA-FA	M	21.05	21.05	o	{o}
	12F	A	FA-FA	M	17.19	17.19	o	{o}
		B	FA-FA	M	17.19	17.19	o	{o}
		C	FA-FA	M	21.05	21.05	o	{o}
	11F	A	FA-FA	M	17.19	17.19	o	{o}
		B	FA-FA	M	17.19	17.19	o	{o}
		C	FA-FA	M	21.05	21.05	o	{o}
	10F	A	FA-FA	M	17.19	17.19	o	{o}
		B	FA-FA	M	17.19	17.19	o	{o}
		C	FA-FA	M	21.05	21.05	o	{o}
	9F	A	FA-FA	M	17.19	17.19	o	{o}
		B	FA-FA	M	17.19	17.19	o	{o}
		C	FA-FA	M	21.05	21.05	o	{o}
	8F	A	FA-FA	M	17.19	17.19	o	{o}
		B	FA-FA	M	17.19	17.19	o	{o}
		C	FA-FA	M	21.05	21.05	o	{o}
	7F	A	FA-FA	M	17.19	17.19	o	{o}
		B	FA-FA	M	17.19	17.19	o	{o}
		C	FA-FA	M	16.00	16.00	o	{o}
	6F	A	FA-FA	M	17.19	17.19	o	{o}
		B	FA-FA	M	17.19	17.19	o	{o}
		C	FA-FA	M	16.00	16.00	o	{o}
	5F	A	FA-FA	M	17.19	17.19	o	{o}
		B	FA-FA	M	17.19	17.19	o	{o}
		C	FA-FA	M	16.00	16.00	o	{o}
	4F	A	FA-FA	M	20.31	20.31	o	{o}
		B	FA-FA	M	20.31	20.31	o	{o}
		C	FA-FA	M	17.86	17.86	o	{o}
	3F	A	FA-FA	M	20.31	20.31	o	{o}
		B	FA-FA	M	20.31	20.31	o	{o}
		C	FA-FA	M	17.86	17.86	o	{o}
	2F	A	FA-FA	M	20.31	20.31	o	{o}
		B	FA-FA	M	20.31	20.31	o	{o}
		C	FA-FA	M	17.86	17.86	o	{o}
	1F	A	FA-FA	M	20.31	20.31	o	{o}
		B	FA-FA	M	20.31	20.31	o	{o}

X方向正負加力

ﾌﾚｰﾑ名	階名	軸名	ﾗﾝｸ	ﾓｰﾄﾞ	d/tw	b/tf	靭性	接合
6	1F	C	FA-FA	M	17.86	17.86	o	{o}

Y方向正負加力

ﾌﾚｰﾑ名	階名	軸名	ﾗﾝｸ	ﾓｰﾄﾞ	d/tw	b/tf	靭性	接合
1	13F	A	FA-FA	M	17.19	17.19	o	{o}
		B	FA-FA	M	17.19	17.19	o	{o}
		C	FA-FA	M	21.05	21.05	o	{o}
	12F	A	FA-FA	M	17.19	17.19	o	{o}
		B	FA-FA	M	17.19	17.19	o	{o}
		C	FA-FA	M	21.05	21.05	o	{o}
	11F	A	FA-FA	M	17.19	17.19	o	{o}
		B	FA-FA	M	17.19	17.19	o	{o}
		C	FA-FA	M	21.05	21.05	o	{o}
	10F	A	FA-FA	M	17.19	17.19	o	{o}
		B	FA-FA	M	17.19	17.19	o	{o}
		C	FA-FA	M	21.05	21.05	o	{o}
	9F	A	FA-FA	M	17.19	17.19	o	{o}
		B	FA-FA	M	17.19	17.19	o	{o}
		C	FA-FA	M	21.05	21.05	o	{o}
	8F	A	FA-FA	M	17.19	17.19	o	{o}
		B	FA-FA	M	17.19	17.19	o	{o}
		C	FA-FA	M	21.05	21.05	o	{o}
	7F	A	FA-FA	M	17.19	17.19	o	{o}
		B	FA-FA	M	17.19	17.19	o	{o}
		C	FA-FA	M	16.00	16.00	o	{o}
	6F	A	FA-FA	M	17.19	17.19	o	{o}
		B	FA-FA	M	17.19	17.19	o	{o}
		C	FA-FA	M	16.00	16.00	o	{o}
	5F	A	FA-FA	M	17.19	17.19	o	{o}
		B	FA-FA	M	17.19	17.19	o	{o}
		C	FA-FA	M	16.00	16.00	o	{o}
	4F	A	FA-FA	M	20.31	20.31	o	{o}
		B	FA-FA	M	20.31	20.31	o	{o}
		C	FA-FA	M	17.86	17.86	o	{o}
	3F	A	FA-FA	M	20.31	20.31	o	{o}
		B	FA-FA	M	20.31	20.31	o	{o}
		C	FA-FA	M	17.86	17.86	o	{o}
	2F	A	FA-FA	M	20.31	20.31	o	{o}
		B	FA-FA	M	20.31	20.31	o	{o}
		C	FA-FA	M	17.86	17.86	o	{o}
	1F	A	FA-FA	M	20.31	20.31	o	{o}
		B	FA-FA	M	20.31	20.31	o	{o}
		C	FA-FA	M	17.86	17.86	o	{o}
2	13F	A	FA-FA	M	17.19	17.19	o	{o}
		B	FA-FA	M	17.19	17.19	o	{o}
		C	FA-FA	M	21.05	21.05	o	{o}
	12F	A	FA-FA	M	17.19	17.19	o	{o}
		B	FA-FA	M	17.19	17.19	o	{o}
		C	FA-FA	M	21.05	21.05	o	{o}
	11F	A	FA-FA	M	17.19	17.19	o	{o}
		B	FA-FA	M	17.19	17.19	o	{o}
		C	FA-FA	M	21.05	21.05	o	{o}
	10F	A	FA-FA	M	17.19	17.19	o	{o}
		B	FA-FA	M	17.19	17.19	o	{o}
		C	FA-FA	M	21.05	21.05	o	{o}
	9F	A	FA-FA	M	17.19	17.19	o	{o}
		B	FA-FA	M	17.19	17.19	o	{o}
		C	FA-FA	M	21.05	21.05	o	{o}
	8F	A	FA-FA	M	17.19	17.19	o	{o}
		B	FA-FA	M	17.19	17.19	o	{o}
		C	FA-FA	M	21.05	21.05	o	{o}
	7F	A	FA-FA	M	17.19	17.19	o	{o}
		B	FA-FA	M	17.19	17.19	o	{o}
		C	FA-FA	M	16.00	16.00	o	{o}
	6F	A	FA-FA	M	17.19	17.19	o	{o}

Y方向正負加力

ﾌﾚｰﾑ名	階名	軸名	ﾗﾝｸ	ﾓｰﾄﾞ	d/tw	b/tf	靭性	接合
2	6F	B	FA-FA	M	17.19	17.19	o	{o}
		C	FA-FA	M	16.00	16.00	o	{o}
	5F	A	FA-FA	M	17.19	17.19	o	{o}
		B	FA-FA	M	17.19	17.19	o	{o}
		C	FA-FA	M	16.00	16.00	o	{o}
	4F	A	FA-FA	M	20.31	20.31	o	{o}
		B	FA-FA	M	20.31	20.31	o	{o}
		C	FA-FA	M	17.86	17.86	o	{o}
	3F	A	FA-FA	M	20.31	20.31	o	{o}
		B	FA-FA	M	20.31	20.31	o	{o}
		C	FA-FA	M	17.86	17.86	o	{o}
	2F	A	FA-FA	M	20.31	20.31	o	{o}
		B	FA-FA	M	20.31	20.31	o	{o}
		C	FA-FA	M	17.86	17.86	o	{o}
	1F	A	FA-FA	M	20.31	20.31	o	{o}
		B	FA-FA	M	20.31	20.31	o	{o}
		C	FA-FA	M	17.86	17.86	o	{o}
3	13F	A	FA-FA	M	17.19	17.19	o	{o}
		B	FA-FA	M	17.19	17.19	o	{o}
		C	FA-FA	M	21.05	21.05	o	{o}
	12F	A	FA-FA	M	17.19	17.19	o	{o}
		B	FA-FA	M	17.19	17.19	o	{o}
		C	FA-FA	M	21.05	21.05	o	{o}
	11F	A	FA-FA	M	17.19	17.19	o	{o}
		B	FA-FA	M	17.19	17.19	o	{o}
		C	FA-FA	M	21.05	21.05	o	{o}
	10F	A	FA-FA	M	17.19	17.19	o	{o}
		B	FA-FA	M	17.19	17.19	o	{o}
		C	FA-FA	M	21.05	21.05	o	{o}
	9F	A	FA-FA	M	17.19	17.19	o	{o}
		B	FA-FA	M	17.19	17.19	o	{o}
		C	FA-FA	M	21.05	21.05	o	{o}
	8F	A	FA-FA	M	17.19	17.19	o	{o}
		B	FA-FA	M	17.19	17.19	o	{o}
		C	FA-FA	M	21.05	21.05	o	{o}
	7F	A	FA-FA	M	17.19	17.19	o	{o}
		B	FA-FA	M	17.19	17.19	o	{o}
		C	FA-FA	M	16.00	16.00	o	{o}
	6F	A	FA-FA	M	17.19	17.19	o	{o}
		B	FA-FA	M	17.19	17.19	o	{o}
		C	FA-FA	M	16.00	16.00	o	{o}
	5F	A	FA-FA	M	17.19	17.19	o	{o}
		B	FA-FA	M	17.19	17.19	o	{o}
		C	FA-FA	M	16.00	16.00	o	{o}
	4F	A	FA-FA	M	20.31	20.31	o	{o}
		B	FA-FA	M	20.31	20.31	o	{o}
		C	FA-FA	M	17.86	17.86	o	{o}
	3F	A	FA-FA	M	20.31	20.31	o	{o}
		B	FA-FA	M	20.31	20.31	o	{o}
		C	FA-FA	M	17.86	17.86	o	{o}
	2F	A	FA-FA	M	20.31	20.31	o	{o}
		B	FA-FA	M	20.31	20.31	o	{o}
		C	FA-FA	M	17.86	17.86	o	{o}
	1F	A	FA-FA	M	20.31	20.31	o	{o}
		B	FA-FA	M	20.31	20.31	o	{o}
		C	FA-FA	M	17.86	17.86	o	{o}
4	13F	A	FA-FA	M	17.19	17.19	o	{o}
		B	FA-FA	M	17.19	17.19	o	{o}
		C	FA-FA	M	21.05	21.05	o	{o}
	12F	A	FA-FA	M	17.19	17.19	o	{o}
		B	FA-FA	M	17.19	17.19	o	{o}
		C	FA-FA	M	21.05	21.05	o	{o}
	11F	A	FA-FA	M	17.19	17.19	o	{o}
		B	FA-FA	M	17.19	17.19	o	{o}
		C	FA-FA	M	21.05	21.05	o	{o}

Y方向正負加力

ﾌﾚｰﾑ名	階名	軸名	ﾗﾝｸ	ﾓｰﾄﾞ	d/tw	b/tf	靭性	接合
4	10F	A	FA-FA	M	17.19	17.19	o	{o}
		B	FA-FA	M	17.19	17.19	o	{o}
		C	FA-FA	M	21.05	21.05	o	{o}
	9F	A	FA-FA	M	17.19	17.19	o	{o}
		B	FA-FA	M	17.19	17.19	o	{o}
		C	FA-FA	M	21.05	21.05	o	{o}
	8F	A	FA-FA	M	17.19	17.19	o	{o}
		B	FA-FA	M	17.19	17.19	o	{o}
		C	FA-FA	M	21.05	21.05	o	{o}
	7F	A	FA-FA	M	17.19	17.19	o	{o}
		B	FA-FA	M	17.19	17.19	o	{o}
		C	FA-FA	M	16.00	16.00	o	{o}
	6F	A	FA-FA	M	17.19	17.19	o	{o}
		B	FA-FA	M	17.19	17.19	o	{o}
		C	FA-FA	M	16.00	16.00	o	{o}
	5F	A	FA-FA	M	17.19	17.19	o	{o}
		B	FA-FA	M	17.19	17.19	o	{o}
		C	FA-FA	M	16.00	16.00	o	{o}
	4F	A	FA-FA	M	20.31	20.31	o	{o}
		B	FA-FA	M	20.31	20.31	o	{o}
		C	FA-FA	M	17.86	17.86	o	{o}
	3F	A	FA-FA	M	20.31	20.31	o	{o}
		B	FA-FA	M	20.31	20.31	o	{o}
		C	FA-FA	M	17.86	17.86	o	{o}
	2F	A	FA-FA	M	20.31	20.31	o	{o}
		B	FA-FA	M	20.31	20.31	o	{o}
		C	FA-FA	M	17.86	17.86	o	{o}
	1F	A	FA-FA	M	20.31	20.31	o	{o}
		B	FA-FA	M	20.31	20.31	o	{o}
		C	FA-FA	M	17.86	17.86	o	{o}
5	13F	A	FA-FA	M	17.19	17.19	o	{o}
		B	FA-FA	M	17.19	17.19	o	{o}
		C	FA-FA	M	21.05	21.05	o	{o}
	12F	A	FA-FA	M	17.19	17.19	o	{o}
		B	FA-FA	M	17.19	17.19	o	{o}
		C	FA-FA	M	21.05	21.05	o	{o}
	11F	A	FA-FA	M	17.19	17.19	o	{o}
		B	FA-FA	M	17.19	17.19	o	{o}
		C	FA-FA	M	21.05	21.05	o	{o}
	10F	A	FA-FA	M	17.19	17.19	o	{o}
		B	FA-FA	M	17.19	17.19	o	{o}
		C	FA-FA	M	21.05	21.05	o	{o}
	9F	A	FA-FA	M	17.19	17.19	o	{o}
		B	FA-FA	M	17.19	17.19	o	{o}
		C	FA-FA	M	21.05	21.05	o	{o}
	8F	A	FA-FA	M	17.19	17.19	o	{o}
		B	FA-FA	M	17.19	17.19	o	{o}
		C	FA-FA	M	21.05	21.05	o	{o}
	7F	A	FA-FA	M	17.19	17.19	o	{o}
		B	FA-FA	M	17.19	17.19	o	{o}
		C	FA-FA	M	16.00	16.00	o	{o}
	6F	A	FA-FA	M	17.19	17.19	o	{o}
		B	FA-FA	M	17.19	17.19	o	{o}
		C	FA-FA	M	16.00	16.00	o	{o}
	5F	A	FA-FA	M	17.19	17.19	o	{o}
		B	FA-FA	M	17.19	17.19	o	{o}
		C	FA-FA	M	16.00	16.00	o	{o}
	4F	A	FA-FA	M	20.31	20.31	o	{o}
		B	FA-FA	M	20.31	20.31	o	{o}
		C	FA-FA	M	17.86	17.86	o	{o}
	3F	A	FA-FA	M	20.31	20.31	o	{o}
		B	FA-FA	M	20.31	20.31	o	{o}
		C	FA-FA	M	17.86	17.86	o	{o}
	2F	A	FA-FA	M	20.31	20.31	o	{o}
		B	FA-FA	M	20.31	20.31	o	{o}

Y方向正負加力

ﾌﾚｰﾑ名	階名	軸名	ﾗﾝｸ	ﾓｰﾄﾞ	d/tw	b/tf	靭性	接合
5	2F	C	FA-FA	M	17.86	17.86	o	{o}
	1F	A	FA-FA	M	20.31	20.31	o	{o}
		B	FA-FA	M	20.31	20.31	o	{o}
		C	FA-FA	M	17.86	17.86	o	{o}
6	13F	A	FA-FA	M	17.19	17.19	o	{o}
		B	FA-FA	M	17.19	17.19	o	{o}
		C	FA-FA	M	21.05	21.05	o	{o}
	12F	A	FA-FA	M	17.19	17.19	o	{o}
		B	FA-FA	M	17.19	17.19	o	{o}
		C	FA-FA	M	21.05	21.05	o	{o}
	11F	A	FA-FA	M	17.19	17.19	o	{o}
		B	FA-FA	M	17.19	17.19	o	{o}
		C	FA-FA	M	21.05	21.05	o	{o}
	10F	A	FA-FA	M	17.19	17.19	o	{o}
		B	FA-FA	M	17.19	17.19	o	{o}
		C	FA-FA	M	21.05	21.05	o	{o}
	9F	A	FA-FA	M	17.19	17.19	o	{o}
		B	FA-FA	M	17.19	17.19	o	{o}
		C	FA-FA	M	21.05	21.05	o	{o}
	8F	A	FA-FA	M	17.19	17.19	o	{o}
		B	FA-FA	M	17.19	17.19	o	{o}
		C	FA-FA	M	21.05	21.05	o	{o}
	7F	A	FA-FA	M	17.19	17.19	o	{o}
		B	FA-FA	M	17.19	17.19	o	{o}
		C	FA-FA	M	16.00	16.00	o	{o}
	6F	A	FA-FA	M	17.19	17.19	o	{o}
		B	FA-FA	M	17.19	17.19	o	{o}
		C	FA-FA	M	16.00	16.00	o	{o}
	5F	A	FA-FA	M	17.19	17.19	o	{o}
		B	FA-FA	M	17.19	17.19	o	{o}
		C	FA-FA	M	16.00	16.00	o	{o}
	4F	A	FA-FA	M	20.31	20.31	o	{o}
		B	FA-FA	M	20.31	20.31	o	{o}
		C	FA-FA	M	17.86	17.86	o	{o}
	3F	A	FA-FA	M	20.31	20.31	o	{o}
		B	FA-FA	M	20.31	20.31	o	{o}
		C	FA-FA	M	17.86	17.86	o	{o}
	2F	A	FA-FA	M	20.31	20.31	o	{o}
		B	FA-FA	M	20.31	20.31	o	{o}
		C	FA-FA	M	17.86	17.86	o	{o}
	1F	A	FA-FA	M	20.31	20.31	o	{o}
		B	FA-FA	M	20.31	20.31	o	{o}
		C	FA-FA	M	17.86	17.86	o	{o}
A	13F	1	FA-FA	M	17.19	17.19	o	{o}
		2	FA-FA	M	17.19	17.19	o	{o}
		3	FA-FA	M	17.19	17.19	o	{o}
		4	FA-FA	M	17.19	17.19	o	{o}
		5	FA-FA	M	17.19	17.19	o	{o}
		6	FA-FA	M	17.19	17.19	o	{o}
	12F	1	FA-FA	M	17.19	17.19	o	{o}
		2	FA-FA	M	17.19	17.19	o	{o}
		3	FA-FA	M	17.19	17.19	o	{o}
		4	FA-FA	M	17.19	17.19	o	{o}
		5	FA-FA	M	17.19	17.19	o	{o}
		6	FA-FA	M	17.19	17.19	o	{o}
	11F	1	FA-FA	M	17.19	17.19	o	{o}
		2	FA-FA	M	17.19	17.19	o	{o}
		3	FA-FA	M	17.19	17.19	o	{o}
		4	FA-FA	M	17.19	17.19	o	{o}
		5	FA-FA	M	17.19	17.19	o	{o}
		6	FA-FA	M	17.19	17.19	o	{o}
	10F	1	FA-FA	M	17.19	17.19	o	{o}
		2	FA-FA	M	17.19	17.19	o	{o}
		3	FA-FA	M	17.19	17.19	o	{o}
		4	FA-FA	M	17.19	17.19	o	{o}

Y方向正負加力

ﾌﾚｰﾑ名	階名	軸名	ﾗﾝｸ	ﾓｰﾄﾞ	d/tw	b/tf	靭性	接合
A	10F	5	FA-FA	M	17.19	17.19	o	{o}
		6	FA-FA	M	17.19	17.19	o	{o}
	9F	1	FA-FA	M	17.19	17.19	o	{o}
		2	FA-FA	M	17.19	17.19	o	{o}
		3	FA-FA	M	17.19	17.19	o	{o}
		4	FA-FA	M	17.19	17.19	o	{o}
		5	FA-FA	M	17.19	17.19	o	{o}
		6	FA-FA	M	17.19	17.19	o	{o}
	8F	1	FA-FA	M	17.19	17.19	o	{o}
		2	FA-FA	M	17.19	17.19	o	{o}
		3	FA-FA	M	17.19	17.19	o	{o}
		4	FA-FA	M	17.19	17.19	o	{o}
		5	FA-FA	M	17.19	17.19	o	{o}
		6	FA-FA	M	17.19	17.19	o	{o}
	7F	1	FA-FA	M	17.19	17.19	o	{o}
		2	FA-FA	M	17.19	17.19	o	{o}
		3	FA-FA	M	17.19	17.19	o	{o}
		4	FA-FA	M	17.19	17.19	o	{o}
		5	FA-FA	M	17.19	17.19	o	{o}
		6	FA-FA	M	17.19	17.19	o	{o}
	6F	1	FA-FA	M	17.19	17.19	o	{o}
		2	FA-FA	M	17.19	17.19	o	{o}
		3	FA-FA	M	17.19	17.19	o	{o}
		4	FA-FA	M	17.19	17.19	o	{o}
		5	FA-FA	M	17.19	17.19	o	{o}
		6	FA-FA	M	17.19	17.19	o	{o}
	5F	1	FA-FA	M	17.19	17.19	o	{o}
		2	FA-FA	M	17.19	17.19	o	{o}
		3	FA-FA	M	17.19	17.19	o	{o}
		4	FA-FA	M	17.19	17.19	o	{o}
		5	FA-FA	M	17.19	17.19	o	{o}
		6	FA-FA	M	17.19	17.19	o	{o}
	4F	1	FA-FA	M	20.31	20.31	o	{o}
		2	FA-FA	M	20.31	20.31	o	{o}
		3	FA-FA	M	20.31	20.31	o	{o}
		4	FA-FA	M	20.31	20.31	o	{o}
		5	FA-FA	M	20.31	20.31	o	{o}
		6	FA-FA	M	20.31	20.31	o	{o}
	3F	1	FA-FA	M	20.31	20.31	o	{o}
		2	FA-FA	M	20.31	20.31	o	{o}
		3	FA-FA	M	20.31	20.31	o	{o}
		4	FA-FA	M	20.31	20.31	o	{o}
		5	FA-FA	M	20.31	20.31	o	{o}
		6	FA-FA	M	20.31	20.31	o	{o}
	2F	1	FA-FA	M	20.31	20.31	o	{o}
		2	FA-FA	M	20.31	20.31	o	{o}
		3	FA-FA	M	20.31	20.31	o	{o}
		4	FA-FA	M	20.31	20.31	o	{o}
		5	FA-FA	M	20.31	20.31	o	{o}
		6	FA-FA	M	20.31	20.31	o	{o}
	1F	1	FA-FA	M	20.31	20.31	o	{o}
		2	FA-FA	M	20.31	20.31	o	{o}
		3	FA-FA	M	20.31	20.31	o	{o}
		4	FA-FA	M	20.31	20.31	o	{o}
		5	FA-FA	M	20.31	20.31	o	{o}
		6	FA-FA	M	20.31	20.31	o	{o}
B	13F	1	FA-FA	M	17.19	17.19	o	{o}
		2	FA-FA	M	17.19	17.19	o	{o}
		3	FA-FA	M	17.19	17.19	o	{o}
		4	FA-FA	M	17.19	17.19	o	{o}
		5	FA-FA	M	17.19	17.19	o	{o}
		6	FA-FA	M	17.19	17.19	o	{o}
	12F	1	FA-FA	M	17.19	17.19	o	{o}
		2	FA-FA	M	17.19	17.19	o	{o}
		3	FA-FA	M	17.19	17.19	o	{o}

Y方向正負加力

ﾌﾚｰﾑ名	階名	軸名	ﾗﾝｸ	ﾓｰﾄﾞ	d/tw	b/tf	靭性	接合
B	12F	4	FA-FA	M	17.19	17.19	o	{o}
		5	FA-FA	M	17.19	17.19	o	{o}
		6	FA-FA	M	17.19	17.19	o	{o}
	11F	1	FA-FA	M	17.19	17.19	o	{o}
		2	FA-FA	M	17.19	17.19	o	{o}
		3	FA-FA	M	17.19	17.19	o	{o}
		4	FA-FA	M	17.19	17.19	o	{o}
		5	FA-FA	M	17.19	17.19	o	{o}
		6	FA-FA	M	17.19	17.19	o	{o}
	10F	1	FA-FA	M	17.19	17.19	o	{o}
		2	FA-FA	M	17.19	17.19	o	{o}
		3	FA-FA	M	17.19	17.19	o	{o}
		4	FA-FA	M	17.19	17.19	o	{o}
		5	FA-FA	M	17.19	17.19	o	{o}
		6	FA-FA	M	17.19	17.19	o	{o}
	9F	1	FA-FA	M	17.19	17.19	o	{o}
		2	FA-FA	M	17.19	17.19	o	{o}
		3	FA-FA	M	17.19	17.19	o	{o}
		4	FA-FA	M	17.19	17.19	o	{o}
		5	FA-FA	M	17.19	17.19	o	{o}
		6	FA-FA	M	17.19	17.19	o	{o}
	8F	1	FA-FA	M	17.19	17.19	o	{o}
		2	FA-FA	M	17.19	17.19	o	{o}
		3	FA-FA	M	17.19	17.19	o	{o}
		4	FA-FA	M	17.19	17.19	o	{o}
		5	FA-FA	M	17.19	17.19	o	{o}
		6	FA-FA	M	17.19	17.19	o	{o}
	7F	1	FA-FA	M	17.19	17.19	o	{o}
		2	FA-FA	M	17.19	17.19	o	{o}
		3	FA-FA	M	17.19	17.19	o	{o}
		4	FA-FA	M	17.19	17.19	o	{o}
		5	FA-FA	M	17.19	17.19	o	{o}
		6	FA-FA	M	17.19	17.19	o	{o}
	6F	1	FA-FA	M	17.19	17.19	o	{o}
		2	FA-FA	M	17.19	17.19	o	{o}
		3	FA-FA	M	17.19	17.19	o	{o}
		4	FA-FA	M	17.19	17.19	o	{o}
		5	FA-FA	M	17.19	17.19	o	{o}
		6	FA-FA	M	17.19	17.19	o	{o}
	5F	1	FA-FA	M	17.19	17.19	o	{o}
		2	FA-FA	M	17.19	17.19	o	{o}
		3	FA-FA	M	17.19	17.19	o	{o}
		4	FA-FA	M	17.19	17.19	o	{o}
		5	FA-FA	M	17.19	17.19	o	{o}
		6	FA-FA	M	17.19	17.19	o	{o}
	4F	1	FA-FA	M	20.31	20.31	o	{o}
		2	FA-FA	M	20.31	20.31	o	{o}
		3	FA-FA	M	20.31	20.31	o	{o}
		4	FA-FA	M	20.31	20.31	o	{o}
		5	FA-FA	M	20.31	20.31	o	{o}
		6	FA-FA	M	20.31	20.31	o	{o}
	3F	1	FA-FA	M	20.31	20.31	o	{o}
		2	FA-FA	M	20.31	20.31	o	{o}
		3	FA-FA	M	20.31	20.31	o	{o}
		4	FA-FA	M	20.31	20.31	o	{o}
		5	FA-FA	M	20.31	20.31	o	{o}
		6	FA-FA	M	20.31	20.31	o	{o}
	2F	1	FA-FA	M	20.31	20.31	o	{o}
		2	FA-FA	M	20.31	20.31	o	{o}
		3	FA-FA	M	20.31	20.31	o	{o}
		4	FA-FA	M	20.31	20.31	o	{o}
		5	FA-FA	M	20.31	20.31	o	{o}
		6	FA-FA	M	20.31	20.31	o	{o}
	1F	1	FA-FA	M	20.31	20.31	o	{o}
		2	FA-FA	M	20.31	20.31	o	{o}

Y方向正負加力

ﾌﾚｰﾑ名	階名	軸名	ﾗﾝｸ	ﾓｰﾄﾞ	d/tw	b/tf	靭性	接合
B	1F	3	FA-FA	M	20.31	20.31	o	{o}
		4	FA-FA	M	20.31	20.31	o	{o}
		5	FA-FA	M	20.31	20.31	o	{o}
		6	FA-FA	M	20.31	20.31	o	{o}
C	13F	1	FA-FA	M	21.05	21.05	o	{o}
		2	FA-FA	M	21.05	21.05	o	{o}
		3	FA-FA	M	21.05	21.05	o	{o}
		4	FA-FA	M	21.05	21.05	o	{o}
		5	FA-FA	M	21.05	21.05	o	{o}
		6	FA-FA	M	21.05	21.05	o	{o}
	12F	1	FA-FA	M	21.05	21.05	o	{o}
		2	FA-FA	M	21.05	21.05	o	{o}
		3	FA-FA	M	21.05	21.05	o	{o}
		4	FA-FA	M	21.05	21.05	o	{o}
		5	FA-FA	M	21.05	21.05	o	{o}
		6	FA-FA	M	21.05	21.05	o	{o}
	11F	1	FA-FA	M	21.05	21.05	o	{o}
		2	FA-FA	M	21.05	21.05	o	{o}
		3	FA-FA	M	21.05	21.05	o	{o}
		4	FA-FA	M	21.05	21.05	o	{o}
		5	FA-FA	M	21.05	21.05	o	{o}
		6	FA-FA	M	21.05	21.05	o	{o}
	10F	1	FA-FA	M	21.05	21.05	o	{o}
		2	FA-FA	M	21.05	21.05	o	{o}
		3	FA-FA	M	21.05	21.05	o	{o}
		4	FA-FA	M	21.05	21.05	o	{o}
		5	FA-FA	M	21.05	21.05	o	{o}
		6	FA-FA	M	21.05	21.05	o	{o}
	9F	1	FA-FA	M	21.05	21.05	o	{o}
		2	FA-FA	M	21.05	21.05	o	{o}
		3	FA-FA	M	21.05	21.05	o	{o}
		4	FA-FA	M	21.05	21.05	o	{o}
		5	FA-FA	M	21.05	21.05	o	{o}
		6	FA-FA	M	21.05	21.05	o	{o}
	8F	1	FA-FA	M	21.05	21.05	o	{o}
		2	FA-FA	M	21.05	21.05	o	{o}
		3	FA-FA	M	21.05	21.05	o	{o}
		4	FA-FA	M	21.05	21.05	o	{o}
		5	FA-FA	M	21.05	21.05	o	{o}
		6	FA-FA	M	21.05	21.05	o	{o}
	7F	1	FA-FA	M	16.00	16.00	o	{o}
		2	FA-FA	M	16.00	16.00	o	{o}
		3	FA-FA	M	16.00	16.00	o	{o}
		4	FA-FA	M	16.00	16.00	o	{o}
		5	FA-FA	M	16.00	16.00	o	{o}
		6	FA-FA	M	16.00	16.00	o	{o}
	6F	1	FA-FA	M	16.00	16.00	o	{o}
		2	FA-FA	M	16.00	16.00	o	{o}
		3	FA-FA	M	16.00	16.00	o	{o}
		4	FA-FA	M	16.00	16.00	o	{o}
		5	FA-FA	M	16.00	16.00	o	{o}
		6	FA-FA	M	16.00	16.00	o	{o}
	5F	1	FA-FA	M	16.00	16.00	o	{o}
		2	FA-FA	M	16.00	16.00	o	{o}
		3	FA-FA	M	16.00	16.00	o	{o}
		4	FA-FA	M	16.00	16.00	o	{o}
		5	FA-FA	M	16.00	16.00	o	{o}
		6	FA-FA	M	16.00	16.00	o	{o}
	4F	1	FA-FA	M	17.86	17.86	o	{o}
		2	FA-FA	M	17.86	17.86	o	{o}
		3	FA-FA	M	17.86	17.86	o	{o}
		4	FA-FA	M	17.86	17.86	o	{o}
		5	FA-FA	M	17.86	17.86	o	{o}
		6	FA-FA	M	17.86	17.86	o	{o}
	3F	1	FA-FA	M	17.86	17.86	o	{o}

Y方向正負加力

ﾌﾚｰﾑ名	階名	軸名	ﾗﾝｸ	ﾓｰﾄﾞ	d/tw	b/tf	靭性	接合
C	3F	2	FA-FA	M	17.86	17.86	o	{o}
		3	FA-FA	M	17.86	17.86	o	{o}
		4	FA-FA	M	17.86	17.86	o	{o}
		5	FA-FA	M	17.86	17.86	o	{o}
		6	FA-FA	M	17.86	17.86	o	{o}
	2F	1	FA-FA	M	17.86	17.86	o	{o}
		2	FA-FA	M	17.86	17.86	o	{o}
		3	FA-FA	M	17.86	17.86	o	{o}
		4	FA-FA	M	17.86	17.86	o	{o}
		5	FA-FA	M	17.86	17.86	o	{o}
		6	FA-FA	M	17.86	17.86	o	{o}
	1F	1	FA-FA	M	17.86	17.86	o	{o}
		2	FA-FA	M	17.86	17.86	o	{o}
		3	FA-FA	M	17.86	17.86	o	{o}
		4	FA-FA	M	17.86	17.86	o	{o}
		5	FA-FA	M	17.86	17.86	o	{o}
		6	FA-FA	M	17.86	17.86	o	{o}

U-5.1.4　Ｓ造柱圧縮座屈耐力の確認

「鋼構造塑性設計指針（2010改定）」(6.3.27)式、(6.3.28)式により確認します。

検定比1＝N/Ncr + (CM･M1)/{(1-N/NE)･Mcr} ≦ 1.0

検定比2＝M1/Mpc ≦ 1.0

ここに、

N	：圧縮軸力（Ｄｓ算定時の長期考慮危険断面位置応力）	(N)
Ncr	：x軸またはy軸まわりの座屈耐力のうち、小さいほうの値	(N)
CM	：曲げモーメント分布によって定まる係数	
M1	：両端に作用する曲げモーメントのうち大きい方の絶対値 （Ｄｓ算定時の長期考慮危険断面位置の曲げモーメント）	(N･mm)
NE	：曲げ面内におけるオイラー座屈耐力	(N)
Mcr	：圧縮軸力がない場合の横座屈強度	(N･mm)
Mpc	：圧縮軸力を考慮した全塑性モーメント	(N･mm)
A	：全断面積	(x10^2 mm2)
I	：断面２次モーメント	(x10^4 mm4)
Zp	：塑性断面係数	(x10^3 mm3)
σy	：降伏応力度	(N/mm2)
ix、iy	：断面２次半径（Ｘ軸方向、Ｙ軸方向）	(x10 mm)
lkx、lky	：座屈長さ（Ｘ軸方向、Ｙ軸方向）	(x10 mm)
N	：柱軸圧縮力（圧縮力が正）	(x10^3 N)
NE	：柱のオイラー座屈強度	(x10^3 N)
MB、MT	：柱脚に作用する曲げモーメント	(x10^6 N･mm)
Ncrx、Ncry	：中心圧縮柱の座屈強度（Ｘ軸方向、Ｙ軸方向）	(x10^3 N)
CM	：曲げモーメント分布によって定まる係数	
Mcr	：柱軸力がない場合の柱の横座屈強度	(x10^6 N･mm)
Mpc	：柱軸力の考慮した全塑性モーメント	(x10^6 N･mm)

Ｘ方向正加力時 Aﾌﾚｰﾑ

階名	軸名	A I	Zp σy	ix iy	lkx lky	N NE	MB MT	Ncrx Ncry	CM	Mcr Mpc	検定比1 検定比2	判定
13F	1	610.3 257851	11441.0 357.5	20.6 20.6	555 667	400.3 169560.9	-354.9 -178.4	21514.9 20679.0	0.96	4088.3 400926.7	0.103 0.001	OK
	2	610.3 257851	11441.0 357.5	20.6 20.6	534 639	123.8 183231.9	186.8 545.8	21671.7 20888.0	0.98	4090.0 401089.5	0.137 0.001	OK
	3	610.3 257851	11441.0 357.5	20.6 20.6	625 639	660.8 133555.7	862.6 1596.2	20992.5 20888.0	0.95	4085.1 400616.1	0.403 0.004	OK
	4	610.3 257851	11441.0 357.5	20.6 20.6	625 639	433.0 133555.7	862.1 1595.2	20992.5 20888.0	0.96	4088.0 400896.1	0.395 0.004	OK
	5	610.3 257851	11441.0 357.5	20.6 20.6	534 639	809.3 183231.9	456.8 869.0	21671.7 20888.0	0.95	4082.6 400371.0	0.241 0.002	OK
	6	610.3 257851	11441.0 357.5	20.6 20.6	555 667	352.4 169560.9	8.2 281.4	21514.9 20679.0	0.98	4088.7 400967.2	0.084 0.001	OK
12F	1	610.3 257851	11441.0 357.5	20.6 20.6	583 738	553.1 153590.6	393.4 665.1	21305.9 20156.6	0.95	4086.6 400763.0	0.183 0.002	OK
	2	610.3 257851	11441.0 357.5	20.6 20.6	541 709	398.5 178496.7	739.1 1008.8	21619.4 20365.5	0.96	4088.3 400928.4	0.257 0.003	OK

階名	軸名	A I	Zp σy	ix iy	lkx lky	N NE	MB MT	Ncrx Ncry	CM	Mcr Mpc	検定比1 検定比2	判定
12F	3	610.3 257851	11441.0 357.5	20.6 20.6	709 709	1138.8 103674.2	727.4 1100.4	20365.5 20365.5	0.91	4075.3 399649.7	0.304 0.003	OK
	4	610.3 257851	11441.0 357.5	20.6 20.6	709 709	916.0 103674.2	727.6 1101.0	20365.5 20365.5	0.92	4080.5 400164.0	0.295 0.003	OK
	5	610.3 257851	11441.0 357.5	20.6 20.6	541 709	1296.8 178496.7	968.8 1232.1	21619.4 20365.5	0.92	4070.9 399217.4	0.344 0.003	OK
	6	610.3 257851	11441.0 357.5	20.6 20.6	583 738	980.9 153590.6	695.7 948.5	21305.9 20156.6	0.93	4079.1 400025.8	0.266 0.002	OK
11F	1	610.3 257851	11441.0 357.5	20.6 20.6	586 742	467.7 151688.6	479.6 570.1	21278.9 20122.3	0.95	4087.6 400861.0	0.156 0.001	OK
	2	610.3 257851	11441.0 357.5	20.6 20.6	537 714	898.0 180962.8	1159.4 1081.6	21646.9 20332.6	0.93	4080.9 400200.7	0.310 0.003	OK
	3	610.3 257851	11441.0 357.5	20.6 20.6	657 714	1613.3 120786.4	1589.0 1231.1	20753.2 20332.6	0.90	4060.3 398182.5	0.433 0.004	OK
	4	610.3 257851	11441.0 357.5	20.6 20.6	657 714	1398.2 120786.4	1589.0 1230.8	20753.2 20332.6	0.90	4067.8 398910.5	0.424 0.004	OK
	5	610.3 257851	11441.0 357.5	20.6 20.6	537 714	1568.9 180962.8	1394.7 1318.1	21646.9 20332.6	0.91	4062.0 398341.5	0.390 0.004	OK
	6	610.3 257851	11441.0 357.5	20.6 20.6	586 742	1833.8 151688.6	779.8 882.4	21278.9 20122.3	0.90	4051.6 397328.5	0.287 0.002	OK
10F	1	610.3 257851	11441.0 357.5	20.6 20.6	583 738	367.7 153590.6	377.7 628.2	21305.9 20156.6	0.96	4088.6 400954.8	0.166 0.002	OK
	2	610.3 257851	11441.0 357.5	20.6 20.6	527 681	1143.6 188158.0	1161.1 1450.9	21723.9 20574.5	0.93	4075.2 399637.5	0.387 0.004	OK
	3	610.3 257851	11441.0 357.5	20.6 20.6	597 681	2094.8 146438.6	1588.7 2020.9	21201.5 20574.5	0.89	4039.9 396176.6	0.550 0.005	OK
	4	610.3 257851	11441.0 357.5	20.6 20.6	597 681	1889.7 146438.6	1588.7 2020.8	21201.5 20574.5	0.90	4049.2 397095.0	0.542 0.005	OK
	5	610.3 257851	11441.0 357.5	20.6 20.6	527 681	2104.1 188158.0	1400.1 1686.8	21723.9 20574.5	0.90	4039.4 396132.8	0.479 0.004	OK
	6	610.3 257851	11441.0 357.5	20.6 20.6	583 738	2704.1 153590.6	732.9 948.1	21305.9 20156.6	0.88	4006.4 392891.6	0.342 0.002	OK
9F	1	610.3 257851	11441.0 357.5	20.6 20.6	583 738	16.5 153590.6	775.0 1385.2	21305.9 20156.6	0.99	4090.1 401106.4	0.337 0.003	OK
	2	610.3 257851	11441.0 357.5	20.6 20.6	527 681	1624.7 188158.0	1508.2 2122.2	21723.9 20574.5	0.92	4059.9 398141.1	0.561 0.005	OK
	3	610.3 257851	11441.0 357.5	20.6 20.6	597 681	2573.5 146438.6	1077.1 1975.7	21201.5 20574.5	0.90	4014.3 393666.1	0.566 0.005	OK
	4	610.3 257851	11441.0 357.5	20.6 20.6	597 681	2382.3 146438.6	1076.7 1975.8	21201.5 20574.5	0.90	4025.1 394730.6	0.558 0.005	OK
	5	610.3 257851	11441.0 357.5	20.6 20.6	527 681	2421.7 188158.0	1667.6 2324.4	21723.9 20574.5	0.90	4023.0 394517.9	0.637 0.006	OK
	6	610.3 257851	11441.0 357.5	20.6 20.6	583 738	3806.1 153590.6	845.1 1620.7	21305.9 20156.6	0.88	3924.2 384832.1	0.546 0.004	OK
8F	2	610.3 257851	11441.0 357.5	20.6 20.6	527 681	2638.8 188158.0	1285.4 3435.0	21723.9 20574.5	0.92	4010.4 393284.0	0.911 0.009	OK
	3	610.3 257851	11441.0 357.5	20.6 20.6	597 681	3046.7 146438.6	469.0 2553.6	21201.5 20574.5	0.91	3983.8 390678.3	0.731 0.007	OK
	4	610.3 257851	11441.0 357.5	20.6 20.6	597 681	2878.6 146438.6	470.1 2553.9	21201.5 20574.5	0.92	3995.2 391797.2	0.724 0.007	OK
	5	610.3 257851	11441.0 357.5	20.6 20.6	527 681	2339.7 188158.0	1263.5 3465.4	21723.9 20574.5	0.92	4027.4 394956.8	0.906 0.009	OK
	6	610.3 257851	11441.0 357.5	20.6 20.6	583 738	5340.7 153590.6	370.7 2647.7	21305.9 20156.6	0.89	3763.4 369061.9	0.864 0.007	OK
7F	2	610.3 257851	11441.0 357.5	20.6 20.6	527 681	3690.1 188158.0	1249.3 3720.0	21723.9 20574.5	0.91	3934.2 385809.1	1.020 0.010	NG
	3	610.3 257851	11441.0 357.5	20.6 20.6	597 681	3518.1 146438.6	333.2 3122.6	21201.5 20574.5	0.91	3948.4 387201.4	0.886 0.008	OK
	4	610.3 257851	11441.0 357.5	20.6 20.6	597 681	3378.1 146438.6	331.9 3121.6	21201.5 20574.5	0.92	3959.4 388286.1	0.880 0.008	OK
	5	610.3 257851	11441.0 357.5	20.6 20.6	527 681	2265.0 188158.0	1163.5 3748.3	21723.9 20574.5	0.93	4031.4 395342.9	0.971 0.009	OK
	6	610.3 257851	11441.0 357.5	20.6 20.6	583 738	6888.4 153590.6	341.2 2999.1	21305.9 20156.6	0.88	3546.6 347798.1	1.019 0.009	NG
6F	2	610.3 257851	11441.0 357.5	20.6 20.6	527 681	4738.4 188158.0	1495.4 3688.7	21723.9 20574.5	0.89	3832.9 375882.7	1.052 0.010	NG
	3	610.3 257851	11441.0 357.5	20.6 20.6	597 681	3987.9 146438.6	575.8 3179.7	21201.5 20574.5	0.90	3908.0 383240.0	0.915 0.008	OK
	4	610.3 257851	11441.0 357.5	20.6 20.6	597 681	3877.7 146438.6	578.4 3181.0	21201.5 20574.5	0.90	3917.9 384213.5	0.911 0.008	OK
	5	610.3 257851	11441.0 357.5	20.6 20.6	527 681	2192.1 188158.0	1297.7 3794.8	21723.9 20574.5	0.93	4035.1 395707.9	0.977 0.010	OK
	6	610.3 257851	11441.0 357.5	20.6 20.6	583 738	8438.8 153590.6	661.6 2943.6	21305.9 20156.6	0.86	3274.3 321100.1	1.071 0.009	NG

階名	軸名	A I	Zp σy	ix iy	lkx lky	N NE	MB MT	Ncrx Ncry	CM	Mcr Mpc	検定比1 検定比2	判定
5F	2	610.3 257851	11441.0 357.5	20.6 20.6	551 714	5780.6 171788.7	1846.2 3405.0	21541.7 20332.6	0.86	3707.3 363565.7	1.024 0.009	NG
	3	610.3 257851	11441.0 357.5	20.6 20.6	629 714	4454.8 131901.8	1217.8 2870.4	20963.5 20332.6	0.87	3862.8 378810.8	0.850 0.008	OK
	4	610.3 257851	11441.0 357.5	20.6 20.6	629 714	4376.4 131901.8	1217.3 2867.7	20963.5 20332.6	0.87	3870.7 379589.4	0.846 0.008	OK
	5	610.3 257851	11441.0 357.5	20.6 20.6	551 714	2122.8 171788.7	1858.1 3578.9	21541.7 20332.6	0.92	4038.5 396044.1	0.916 0.009	OK
	6	610.3 257851	11441.0 357.5	20.6 20.6	615 799	9991.2 138043.9	1117.5 2575.9	21068.6 19701.8	0.81	2946.5 288957.6	1.055 0.009	NG
4F	2	738.3 449214	16630.1 357.5	24.7 24.7	597 794	6844.6 255117.5	2681.7 3063.0	26394.2 25067.8	0.85	5412.2 530753.5	0.721 0.006	OK
	3	738.3 449214	16630.1 357.5	24.7 24.7	681 794	4932.0 195836.6	1917.2 2248.8	25910.5 25067.8	0.85	5668.5 555886.7	0.528 0.004	OK
	4	738.3 449214	16630.1 357.5	24.7 24.7	681 794	4883.0 195836.6	1916.8 2249.7	25910.5 25067.8	0.85	5673.9 556424.1	0.526 0.004	OK
	5	738.3 449214	16630.1 357.5	24.7 24.7	597 794	2050.3 255117.5	2685.3 3029.0	26394.2 25067.8	0.92	5897.4 578339.4	0.552 0.005	OK
	6	738.3 449214	16630.1 357.5	24.7 24.7	653 906	11562.9 213066.1	1820.5 2134.1	26121.1 24225.2	0.78	4423.9 433837.4	0.775 0.005	OK
3F	2	738.3 449214	16630.1 357.5	24.7 24.7	611 822	7912.4 243508.1	3606.5 2159.9	26394.2 24857.1	0.86	5232.9 513170.4	0.855 0.007	OK
	3	738.3 449214	16630.1 357.5	24.7 24.7	709 822	5412.4 180615.6	2823.7 1523.6	25699.8 24857.1	0.87	5611.9 550342.4	0.642 0.005	OK
	4	738.3 449214	16630.1 357.5	24.7 24.7	709 822	5391.3 180615.6	2825.1 1523.7	25699.8 24857.1	0.87	5614.5 550595.9	0.642 0.005	OK
	5	738.3 449214	16630.1 357.5	24.7 24.7	611 822	1978.5 243508.1	3566.8 2163.3	26394.2 24857.1	0.93	5900.7 578661.9	0.641 0.006	OK
	6	738.3 449214	16630.1 357.5	24.7 24.7	681 963	13131.9 195836.6	2793.1 1363.7	25910.5 23803.8	0.81	3983.0 390603.2	0.958 0.007	OK
2F	2	738.3 449214	16630.1 357.5	24.7 24.7	611 794	8977.7 243508.1	4610.1 1221.4	26394.2 25067.8	0.88	5028.1 493091.7	1.065 0.009	NG
	3	738.3 449214	16630.1 357.5	24.7 24.7	709 794	5888.0 180615.6	3896.4 583.1	25699.8 25067.8	0.90	5550.8 544344.6	0.842 0.007	OK
	4	738.3 449214	16630.1 357.5	24.7 24.7	709 794	5894.3 180615.6	3890.0 582.2	25699.8 25067.8	0.90	5549.9 544262.4	0.841 0.007	OK
	5	738.3 449214	16630.1 357.5	24.7 24.7	611 794	1901.4 243508.1	4946.5 1209.1	26394.2 25067.8	0.95	5904.1 578995.8	0.868 0.009	OK
	6	738.3 449214	16630.1 357.5	24.7 24.7	681 906	14695.8 195836.6	3388.5 422.2	25910.5 24225.2	0.85	3513.4 344546.4	1.128 0.010	NG
1F	2	738.3 449214	16630.1 357.5	24.7 24.7	640 735	10052.7 222003.1	4838.7 320.7	26220.6 25509.6	0.89	4795.4 470263.2	1.150 0.010	NG
	3	738.3 449214	16630.1 357.5	24.7 24.7	687 735	6362.1 192401.5	5451.0 -544.5	25865.1 25509.6	0.92	5484.7 537863.2	1.120 0.010	NG
	4	738.3 449214	16630.1 357.5	24.7 24.7	687 735	6386.0 192401.5	5447.3 -537.6	25865.1 25509.6	0.92	5481.2 537523.6	1.120 0.010	NG
	5	738.3 449214	16630.1 357.5	24.7 24.7	640 735	1802.1 222003.1	5850.8 -150.4	26220.6 25509.6	0.96	5908.3 579406.3	1.019 0.010	NG
	6	738.3 449214	16630.1 357.5	24.7 24.7	671 766	16232.4 201574.3	3134.8 -13.8	25983.6 25272.6	0.86	3051.9 299291.3	1.135 0.010	NG

X方向正加力時 Bﾌﾚｰﾑ

階名	軸名	A I	Zp σy	ix iy	lkx lky	N NE	MB MT	Ncrx Ncry	CM	Mcr Mpc	検定比1 検定比2	判定
13F	1	610.3 257851	11441.0 357.5	20.6 20.6	548 583	558.1 173942.8	-339.8 -145.4	21567.2 21305.9	0.96	4086.6 400756.8	0.106 0.001	OK
	2	610.3 257851	11441.0 357.5	20.6 20.6	527 569	293.1 188158.0	215.6 598.2	21723.9 21410.4	0.97	4089.2 401010.2	0.156 0.001	OK
	3	610.3 257851	11441.0 357.5	20.6 20.6	611 569	867.9 139774.8	855.0 1694.0	21097.0 21410.4	0.94	4081.5 400260.4	0.433 0.004	OK
	4	610.3 257851	11441.0 357.5	20.6 20.6	611 569	664.3 139774.8	861.9 1731.4	21097.0 21410.4	0.95	4085.1 400610.9	0.435 0.004	OK
	5	610.3 257851	11441.0 357.5	20.6 20.6	527 569	1000.9 188158.0	574.5 1020.8	21723.9 21410.4	0.94	4078.7 399981.3	0.283 0.003	OK
	6	610.3 257851	11441.0 357.5	20.6 20.6	548 583	426.5 173942.8	154.9 482.2	21567.2 21305.9	0.97	4088.1 400902.4	0.134 0.001	OK
12F	1	610.3 257851	11441.0 357.5	20.6 20.6	569 653	778.8 161279.7	486.3 777.5	21410.4 20783.5	0.94	4083.2 400425.2	0.218 0.002	OK
	2	610.3 257851	11441.0 357.5	20.6 20.6	534 625	649.1 183231.9	841.6 1130.2	21671.7 20992.5	0.95	4085.3 400633.4	0.294 0.003	OK
	3	610.3 257851	11441.0 357.5	20.6 20.6	681 611	1462.3 112411.2	710.5 1100.0	20574.5 21097.0	0.91	4065.7 398704.3	0.318 0.003	OK
	4	610.3 257851	11441.0 357.5	20.6 20.6	681 625	1246.5 112411.2	708.6 1089.4	20574.5 20992.5	0.91	4072.3 399361.1	0.307 0.003	OK

階名	軸名	A I	Zp σy	ix iy	lkx lky	N NE	MB MT	Ncrx Ncry	CM	Mcr Mpc	検定比1 検定比2	判定
12F	5	610.3 257851	11441.0 357.5	20.6 20.6	534 625	1472.2 183231.9	1153.6 1434.7	21671.7 20992.5	0.92	4065.3 398671.8	0.395 0.004	OK
	6	610.3 257851	11441.0 357.5	20.6 20.6	569 653	1097.2 161279.7	895.7 1162.3	21410.4 20783.5	0.93	4076.4 399754.3	0.318 0.003	OK
11F	1	610.3 257851	11441.0 357.5	20.6 20.6	572 657	738.9 159282.4	596.1 705.9	21384.0 20753.2	0.94	4083.9 400493.3	0.198 0.002	OK
	2	610.3 257851	11441.0 357.5	20.6 20.6	530 615	1285.6 185827.9	1289.9 1229.6	21699.4 21068.6	0.92	4071.2 399250.0	0.353 0.003	OK
	3	610.3 257851	11441.0 357.5	20.6 20.6	629 615	2069.9 131901.8	1585.5 1248.8	20963.5 21068.6	0.89	4041.1 396293.0	0.448 0.004	OK
	4	610.3 257851	11441.0 357.5	20.6 20.6	629 615	1842.3 131901.8	1586.6 1251.8	20963.5 21068.6	0.89	4051.3 397293.8	0.440 0.004	OK
	5	610.3 257851	11441.0 357.5	20.6 20.6	530 615	1707.5 185827.9	1596.3 1543.8	21699.4 21068.6	0.91	4056.8 397831.3	0.438 0.004	OK
	6	610.3 257851	11441.0 357.5	20.6 20.6	572 657	2027.1 159282.4	1004.9 1129.6	21384.0 20753.2	0.89	4043.1 396490.2	0.348 0.003	OK
10F	1	610.3 257851	11441.0 357.5	20.6 20.6	569 653	670.5 161279.7	552.7 799.7	21410.4 20783.5	0.95	4085.0 400601.7	0.218 0.002	OK
	2	610.3 257851	11441.0 357.5	20.6 20.6	527 597	1684.2 188158.0	1310.2 1617.9	21723.9 21201.5	0.91	4057.7 397919.9	0.444 0.004	OK
	3	610.3 257851	11441.0 357.5	20.6 20.6	583 597	2681.9 153590.6	1554.4 2025.7	21305.9 21201.5	0.88	4007.8 393026.3	0.572 0.005	OK
	4	610.3 257851	11441.0 357.5	20.6 20.6	583 597	2442.1 153590.6	1553.2 2024.4	21305.9 21201.5	0.89	4021.8 394406.7	0.562 0.005	OK
	5	610.3 257851	11441.0 357.5	20.6 20.6	527 611	2175.5 188158.0	1673.8 1947.4	21723.9 21097.0	0.90	4035.9 395789.8	0.537 0.005	OK
	6	610.3 257851	11441.0 357.5	20.6 20.6	569 653	2992.0 161279.7	1034.3 1235.5	21410.4 20783.5	0.87	3987.6 391049.2	0.413 0.003	OK
9F	1	610.3 257851	11441.0 357.5	20.6 20.6	569 653	334.8 161279.7	761.6 1598.2	21410.4 20783.5	0.97	4088.9 400980.8	0.395 0.004	OK
	2	610.3 257851	11441.0 357.5	20.6 20.6	527 597	2354.3 188158.0	1625.2 2374.0	21723.9 21201.5	0.91	4026.7 394879.9	0.643 0.006	OK
	3	610.3 257851	11441.0 357.5	20.6 20.6	583 597	3297.4 153590.6	1001.4 2016.8	21305.9 21201.5	0.89	3965.6 388891.1	0.604 0.005	OK
	4	610.3 257851	11441.0 357.5	20.6 20.6	583 597	3044.7 153590.6	1004.4 2017.9	21305.9 21201.5	0.89	3983.9 390691.7	0.594 0.005	OK
	5	610.3 257851	11441.0 357.5	20.6 20.6	527 611	2413.6 188158.0	1634.8 2583.9	21723.9 21097.0	0.91	4023.4 394562.0	0.695 0.007	OK
	6	610.3 257851	11441.0 357.5	20.6 20.6	569 653	4188.4 161279.7	818.6 1897.8	21410.4 20783.5	0.88	3889.2 381398.1	0.623 0.005	OK
8F	2	610.3 257851	11441.0 357.5	20.6 20.6	527 583	3480.5 188158.0	1359.4 3488.7	21723.9 21305.9	0.91	3951.4 387497.3	0.950 0.009	OK
	3	610.3 257851	11441.0 357.5	20.6 20.6	583 583	3919.2 153590.6	478.9 2625.2	21305.9 21305.9	0.91	3914.2 383850.0	0.780 0.007	OK
	4	610.3 257851	11441.0 357.5	20.6 20.6	583 583	3649.4 153590.6	469.0 2622.9	21305.9 21305.9	0.91	3937.6 386143.8	0.768 0.007	OK
	5	610.3 257851	11441.0 357.5	20.6 20.6	527 597	2423.3 188158.0	1224.0 3475.7	21723.9 21201.5	0.92	4022.9 394509.5	0.909 0.009	OK
	6	610.3 257851	11441.0 357.5	20.6 20.6	569 653	5615.0 161279.7	356.9 2651.3	21410.4 20783.5	0.89	3729.0 365685.7	0.871 0.007	OK
7F	2	610.3 257851	11441.0 357.5	20.6 20.6	527 569	4560.5 188158.0	1353.4 3628.4	21723.9 21410.4	0.89	3851.9 377740.9	1.025 0.010	NG
	3	610.3 257851	11441.0 357.5	20.6 20.6	583 569	4529.0 153590.6	353.7 3103.3	21305.9 21410.4	0.90	3855.2 378061.8	0.920 0.008	OK
	4	610.3 257851	11441.0 357.5	20.6 20.6	583 569	4256.5 153590.6	344.3 3114.4	21305.9 21410.4	0.91	3882.6 380751.9	0.911 0.008	OK
	5	610.3 257851	11441.0 357.5	20.6 20.6	527 583	2455.5 188158.0	1133.6 3789.3	21723.9 21305.9	0.93	4021.1 394333.0	0.984 0.010	OK
	6	610.3 257851	11441.0 357.5	20.6 20.6	569 653	7044.6 161279.7	342.9 3016.6	21410.4 20783.5	0.88	3521.6 345353.2	1.020 0.009	NG
6F	2	610.3 257851	11441.0 357.5	20.6 20.6	527 569	5643.7 188158.0	1604.1 3582.7	21723.9 21410.4	0.87	3725.3 365323.0	1.053 0.010	NG
	3	610.3 257851	11441.0 357.5	20.6 20.6	583 569	5137.9 153590.6	591.7 3159.5	21305.9 21410.4	0.89	3787.7 371449.5	0.954 0.009	OK
	4	610.3 257851	11441.0 357.5	20.6 20.6	583 569	4867.7 153590.6	579.2 3169.0	21305.9 21410.4	0.89	3818.7 374486.3	0.944 0.008	OK
	5	610.3 257851	11441.0 357.5	20.6 20.6	527 583	2495.6 188158.0	1278.1 3822.1	21723.9 21305.9	0.92	4018.8 394109.6	0.991 0.010	OK
	6	610.3 257851	11441.0 357.5	20.6 20.6	569 653	8482.4 161279.7	625.7 2950.4	21410.4 20783.5	0.86	3265.9 320271.9	1.064 0.009	NG
5F	2	610.3 257851	11441.0 357.5	20.6 20.6	544 572	6742.6 176286.3	1912.9 3302.3	21594.3 21384.0	0.85	3569.3 350031.4	1.025 0.009	NG
	3	610.3 257851	11441.0 357.5	20.6 20.6	615 565	5752.2 138043.9	1282.2 2850.7	21068.6 21436.6	0.85	3711.1 363933.5	0.893 0.008	OK

階名	軸名	A I	Zp σy	ix iy	lkx lky	N NE	MB MT	Ncrx Ncry	CM	Mcr Mpc	検定比1 検定比2	判定
5F	4	610.3 257851	11441.0 357.5	20.6 20.6	615 572	5486.8 138043.9	1283.7 2862.2	21068.6 21384.0	0.86	3745.3 367284.7	0.884 0.008	OK
	5	610.3 257851	11441.0 357.5	20.6 20.6	544 572	2541.8 176286.3	1931.9 3583.9	21594.3 21384.0	0.91	4016.1 393848.0	0.926 0.009	OK
	6	610.3 257851	11441.0 357.5	20.6 20.6	601 686	9933.9 144625.2	1197.8 2602.4	21173.7 20542.9	0.81	2959.6 290239.2	1.036 0.009	NG
4F	2	738.3 449214	16630.1 357.5	24.7 24.7	576 583	7737.2 274152.3	2691.0 3008.5	26394.2 26394.2	0.84	5264.1 516229.5	0.731 0.006	OK
	3	738.3 449214	16630.1 357.5	24.7 24.7	667 569	6332.0 204179.1	1930.7 2183.8	26015.8 26394.2	0.83	5489.0 538290.8	0.560 0.004	OK
	4	738.3 449214	16630.1 357.5	24.7 24.7	667 576	6108.9 204179.1	1929.9 2181.1	26015.8 26394.2	0.84	5520.6 541387.6	0.551 0.004	OK
	5	738.3 449214	16630.1 357.5	24.7 24.7	576 583	2632.0 274152.3	2695.0 2955.7	26394.2 26394.2	0.91	5866.4 575300.3	0.555 0.005	OK
	6	738.3 449214	16630.1 357.5	24.7 24.7	639 766	11406.7 222546.3	1825.0 2058.4	26226.5 25278.5	0.79	4464.7 437841.2	0.738 0.005	OK
3F	2	738.3 449214	16630.1 357.5	24.7 24.7	597 597	8719.3 255117.5	3606.4 2157.1	26394.2 26394.2	0.85	5080.2 498195.2	0.866 0.007	OK
	3	738.3 449214	16630.1 357.5	24.7 24.7	681 597	6910.6 195836.6	2811.5 1518.0	25910.5 26394.2	0.86	5401.9 529740.8	0.686 0.005	OK
	4	738.3 449214	16630.1 357.5	24.7 24.7	681 597	6737.0 195836.6	2811.8 1519.1	25910.5 26394.2	0.86	5428.8 532383.9	0.680 0.005	OK
	5	738.3 449214	16630.1 357.5	24.7 24.7	597 597	2734.1 255117.5	3562.6 2162.7	26394.2 26394.2	0.92	5860.2 574688.7	0.659 0.006	OK
	6	738.3 449214	16630.1 357.5	24.7 24.7	667 794	12890.8 204179.1	2818.9 1369.8	26015.8 25067.8	0.81	4054.4 397603.4	0.926 0.007	OK
2F	2	738.3 449214	16630.1 357.5	24.7 24.7	597 597	9749.5 255117.5	4559.5 1229.1	26394.2 26394.2	0.88	4863.7 476964.4	1.068 0.010	NG
	3	738.3 449214	16630.1 357.5	24.7 24.7	681 583	7509.9 195836.6	4067.8 581.9	25910.5 26394.2	0.89	5303.5 520096.5	0.922 0.008	OK
	4	738.3 449214	16630.1 357.5	24.7 24.7	681 597	7377.4 195836.6	4070.8 581.3	25910.5 26394.2	0.89	5326.0 522298.4	0.917 0.008	OK
	5	738.3 449214	16630.1 357.5	24.7 24.7	597 597	2835.1 255117.5	5099.5 1191.5	26394.2 26394.2	0.93	5853.8 574061.1	0.918 0.009	OK
	6	738.3 449214	16630.1 357.5	24.7 24.7	653 794	14393.6 213066.1	3486.1 388.4	26121.1 25067.8	0.86	3604.2 353447.0	1.112 0.010	NG
1F	2	738.3 449214	16630.1 357.5	24.7 24.7	624 624	10869.3 233402.3	4636.4 397.7	26339.1 26339.1	0.88	4601.0 451199.1	1.135 0.010	NG
	3	738.3 449214	16630.1 357.5	24.7 24.7	671 624	8138.6 201574.3	5167.9 -697.0	25983.6 26339.1	0.91	5191.6 509118.0	1.140 0.010	NG
	4	738.3 449214	16630.1 357.5	24.7 24.7	671 624	8025.3 201574.3	5186.0 -701.5	25983.6 26339.1	0.91	5212.4 511162.4	1.139 0.010	NG
	5	738.3 449214	16630.1 357.5	24.7 24.7	624 624	2917.2 233402.3	5791.7 -288.2	26339.1 26339.1	0.95	5848.4 573534.3	1.045 0.010	NG
	6	738.3 449214	16630.1 357.5	24.7 24.7	656 719	15927.3 211419.1	3228.4 -112.4	26102.1 25628.1	0.87	3143.5 308274.5	1.131 0.010	NG

X方向正加力時 Cﾌﾚｰﾑ

階名	軸名	A I	Zp σy	ix iy	lkx lky	N NE	MB MT	Ncrx Ncry	CM	Mcr Mpc	検定比1 検定比2	判定
13F	1	271.0 62796	3767.7 357.5	15.2 15.2	611 555	39.7 34040.0	61.8 147.2	8661.0 8911.5	0.98	1346.9 132087.8	0.111 0.001	OK
	2	271.0 62796	3767.7 357.5	15.2 15.2	534 541	236.4 44623.3	322.7 441.1	9005.5 8974.2	0.94	1345.9 131985.9	0.335 0.003	OK
	3	271.0 62796	3767.7 357.5	15.2 15.2	527 534	239.6 45823.0	482.5 598.9	9036.8 9005.5	0.93	1345.9 131983.0	0.444 0.005	OK
	4	271.0 62796	3767.7 357.5	15.2 15.2	541 541	176.3 43470.1	518.8 690.7	8974.2 8974.2	0.94	1346.4 132032.5	0.506 0.005	OK
	5	271.0 62796	3767.7 357.5	15.2 15.2	555 548	292.0 41293.9	392.0 566.1	8911.5 8942.9	0.93	1345.3 131930.8	0.426 0.004	OK
	6	271.0 62796	3767.7 357.5	15.2 15.2	611 555	252.7 34040.0	129.6 255.6	8661.0 8911.5	0.94	1345.7 131970.9	0.208 0.002	OK
12F	1	271.0 62796	3767.7 357.5	15.2 15.2	709 583	13.2 25248.2	173.7 252.4	8222.5 8786.3	0.98	1346.9 132090.4	0.185 0.002	OK
	2	271.0 62796	3767.7 357.5	15.2 15.2	541 555	468.7 43470.1	465.2 515.0	8974.2 8911.5	0.90	1342.7 131678.4	0.401 0.004	OK
	3	271.0 62796	3767.7 357.5	15.2 15.2	527 548	507.5 45823.0	619.5 672.9	9036.8 8942.9	0.90	1342.0 131607.5	0.511 0.005	OK
	4	271.0 62796	3767.7 357.5	15.2 15.2	555 555	403.8 41293.9	579.2 643.9	8911.5 8911.5	0.91	1343.8 131784.8	0.483 0.005	OK
	5	271.0 62796	3767.7 357.5	15.2 15.2	583 569	481.9 37404.6	453.4 516.8	8786.3 8848.9	0.89	1342.5 131655.0	0.402 0.004	OK
	6	271.0 62796	3767.7 357.5	15.2 15.2	709 583	589.9 25248.2	223.8 293.6	8222.5 8786.3	0.87	1340.3 131437.6	0.265 0.002	OK

階名	軸名	A I	Zp σy	ix iy	lkx lky	N NE	MB MT	Ncrx Ncry	CM	Mcr Mpc	検定比1 検定比2	判定
11F	2	271.0 62796	3767.7 357.5	15.2 15.2	537 558	693.3 44070.7	645.8 608.9	8990.6 8896.1	0.88	1337.8 131188.7	0.506 0.005	OK
	3	271.0 62796	3767.7 357.5	15.2 15.2	530 551	772.7 45255.5	811.4 768.0	9022.2 8927.6	0.87	1335.5 130970.3	0.621 0.006	OK
	4	271.0 62796	3767.7 357.5	15.2 15.2	544 558	641.6 42931.8	784.0 729.3	8959.1 8896.1	0.88	1339.1 131318.2	0.593 0.006	OK
	5	271.0 62796	3767.7 357.5	15.2 15.2	558 572	627.0 40782.6	631.2 589.4	8896.1 8833.1	0.88	1339.4 131353.0	0.490 0.005	OK
	6	271.0 62796	3767.7 357.5	15.2 15.2	657 586	948.2 29415.7	340.3 323.7	8454.9 8770.0	0.82	1329.7 130403.3	0.328 0.003	OK
10F	2	271.0 62796	3767.7 357.5	15.2 15.2	527 555	917.0 45823.0	739.0 790.3	9036.8 8911.5	0.86	1330.9 130512.7	0.620 0.006	OK
	3	271.0 62796	3767.7 357.5	15.2 15.2	527 548	1034.8 45823.0	929.9 975.8	9036.8 8942.9	0.85	1326.5 130080.9	0.748 0.008	OK
	4	271.0 62796	3767.7 357.5	15.2 15.2	527 555	900.0 45823.0	863.3 932.3	9036.8 8911.5	0.87	1331.4 130570.5	0.712 0.007	OK
	5	271.0 62796	3767.7 357.5	15.2 15.2	527 569	772.8 45823.0	660.2 743.5	9036.8 8848.9	0.88	1335.5 130970.0	0.580 0.006	OK
	6	271.0 62796	3767.7 357.5	15.2 15.2	597 583	1366.7 35662.9	302.2 399.0	8723.6 8786.3	0.83	1311.2 128585.3	0.412 0.003	OK
9F	2	271.0 62796	3767.7 357.5	15.2 15.2	527 555	1127.7 45823.0	833.6 994.3	9036.8 8911.5	0.86	1322.6 129703.8	0.774 0.008	OK
	3	271.0 62796	3767.7 357.5	15.2 15.2	527 548	1288.5 45823.0	1156.3 1187.4	9036.8 8942.9	0.83	1315.2 128974.5	0.901 0.009	OK
	4	271.0 62796	3767.7 357.5	15.2 15.2	527 555	1216.3 45823.0	842.6 1049.8	9036.8 8911.5	0.85	1318.6 129314.2	0.820 0.008	OK
	5	271.0 62796	3767.7 357.5	15.2 15.2	527 569	894.9 45823.0	567.0 809.0	9036.8 8848.9	0.88	1331.6 130587.8	0.641 0.006	OK
	6	271.0 62796	3767.7 357.5	15.2 15.2	597 583	1793.2 35662.9	197.3 438.4	8723.6 8786.3	0.84	1285.4 126055.8	0.493 0.003	OK
8F	2	271.0 62796	3767.7 357.5	15.2 15.2	527 541	1306.0 45823.0	603.1 1134.8	9036.8 8974.2	0.87	1314.3 128889.3	0.901 0.009	OK
	3	271.0 62796	3767.7 357.5	15.2 15.2	527 534	1567.1 45823.0	927.7 1255.5	9036.8 9005.5	0.84	1300.0 127481.8	0.984 0.010	OK
	4	271.0 62796	3767.7 357.5	15.2 15.2	527 541	1555.1 45823.0	603.7 1130.3	9036.8 8974.2	0.86	1300.7 127551.8	0.919 0.009	OK
	5	271.0 62796	3767.7 357.5	15.2 15.2	527 548	1002.2 45823.0	354.0 912.1	9036.8 8942.9	0.90	1327.7 130205.7	0.733 0.007	OK
	6	271.0 62796	3767.7 357.5	15.2 15.2	611 597	2199.7 34040.0	7.6 555.1	8661.0 8723.6	0.87	1254.3 123009.7	0.638 0.005	OK
7F	2	342.8 75445	4635.3 357.5	14.8 14.8	527 527	1539.3 55053.1	570.5 1363.1	11355.1 11355.1	0.88	1622.2 159088.1	0.881 0.009	OK
	3	342.8 75445	4635.3 357.5	14.8 14.8	527 527	1856.1 55053.1	914.2 1538.4	11355.1 11355.1	0.85	1606.4 157536.3	0.984 0.010	OK
	4	342.8 75445	4635.3 357.5	14.8 14.8	527 527	1900.5 55053.1	581.3 1374.4	11355.1 11355.1	0.87	1604.0 157295.6	0.913 0.009	OK
	5	342.8 75445	4635.3 357.5	14.8 14.8	534 527	1084.0 53611.8	300.2 1127.1	11314.5 11355.1	0.91	1639.8 160811.2	0.728 0.007	OK
	6	342.8 75445	4635.3 357.5	14.8 14.8	625 611	2591.4 39077.1	-60.7 745.3	10785.9 10867.2	0.88	1558.3 152818.6	0.665 0.005	OK
6F	2	342.8 75445	4635.3 357.5	14.8 14.8	527 527	1773.6 55053.1	676.4 1367.3	11355.1 11355.1	0.87	1610.8 157968.2	0.894 0.009	OK
	3	342.8 75445	4635.3 357.5	14.8 14.8	527 527	2149.0 55053.1	999.3 1518.3	11355.1 11355.1	0.84	1589.2 155843.8	0.987 0.010	OK
	4	342.8 75445	4635.3 357.5	14.8 14.8	527 527	2242.9 55053.1	685.2 1366.4	11355.1 11355.1	0.85	1583.1 155249.3	0.927 0.009	OK
	5	342.8 75445	4635.3 357.5	14.8 14.8	534 527	1157.3 53611.8	407.4 1154.8	11314.5 11355.1	0.90	1637.4 160574.1	0.744 0.007	OK
	6	342.8 75445	4635.3 357.5	14.8 14.8	625 625	2973.5 39077.1	24.1 791.9	10785.9 10785.9	0.86	1527.0 149751.4	0.719 0.005	OK
5F	2	342.8 75445	4635.3 357.5	14.8 14.8	558 530	1998.3 48997.4	720.3 1253.7	11172.4 11336.1	0.84	1598.4 156745.5	0.842 0.008	OK
	3	342.8 75445	4635.3 357.5	14.8 14.8	544 530	2439.3 51579.6	909.5 1436.8	11254.3 11336.1	0.82	1569.6 153922.6	0.965 0.009	OK
	4	342.8 75445	4635.3 357.5	14.8 14.8	558 530	2578.3 48997.4	724.4 1256.5	11172.4 11336.1	0.82	1559.3 152916.1	0.886 0.008	OK
	5	342.8 75445	4635.3 357.5	14.8 14.8	572 530	1221.0 46604.4	527.0 1033.0	11090.6 11336.1	0.88	1635.2 160355.8	0.672 0.006	OK
	6	342.8 75445	4635.3 357.5	14.8 14.8	686 686	3340.0 32483.1	231.8 686.3	10436.0 10436.0	0.79	1493.0 146413.3	0.683 0.005	OK
4F	2	488.3 171787	8355.3 357.5	18.8 18.8	611 527	2340.0 93121.7	1044.4 1233.3	16530.3 17079.9	0.85	2915.5 285908.7	0.503 0.004	OK
	3	488.3 171787	8355.3 357.5	18.8 18.8	583 527	2772.5 102326.2	1316.9 1558.9	16713.5 17079.9	0.85	2886.6 283074.6	0.621 0.006	OK

階名	軸名	A I	Zp σy	ix iy	lkx lky	N NE	MB MT	Ncrx Ncry	CM	Mcr Mpc	検定比1 検定比2	判定
4F	4	488.3 171787	8355.3 357.5	18.8 18.8	625 527	2923.8 88978.4	1053.4 1243.3	16438.7 17079.9	0.83	2875.3 281969.6	0.536 0.004	OK
	5	488.3 171787	8355.3 357.5	18.8 18.8	653 534	1243.9 81480.2	780.6 930.8	16255.5 17034.1	0.89	2966.8 290944.4	0.357 0.003	OK
	6	488.3 171787	8355.3 357.5	18.8 18.8	794 794	3713.0 55166.7	398.3 482.8	15339.4 15339.4	0.76	2806.8 275255.2	0.374 0.002	OK
3F	2	488.3 171787	8355.3 357.5	18.8 18.8	639 534	2698.7 85105.6	1404.0 873.7	16347.1 17034.1	0.86	2891.8 283592.1	0.580 0.005	OK
	3	488.3 171787	8355.3 357.5	18.8 18.8	611 527	3111.9 93121.7	1626.8 1097.8	16530.3 17079.9	0.85	2860.5 280514.5	0.665 0.006	OK
	4	488.3 171787	8355.3 357.5	18.8 18.8	653 527	3269.7 81480.2	1403.6 878.1	16255.5 17079.9	0.84	2847.3 279223.5	0.611 0.005	OK
	5	488.3 171787	8355.3 357.5	18.8 18.8	681 541	1262.3 74891.3	1188.5 652.3	16072.2 16988.3	0.90	2966.2 290885.3	0.443 0.004	OK
	6	488.3 171787	8355.3 357.5	18.8 18.8	850 850	4085.7 48106.8	822.4 307.0	14973.0 14973.0	0.80	2768.8 271529.3	0.514 0.003	OK
2F	2	488.3 171787	8355.3 357.5	18.8 18.8	625 527	3011.7 88978.4	1703.7 517.2	16438.7 17079.9	0.88	2868.5 281301.0	0.703 0.006	OK
	3	488.3 171787	8355.3 357.5	18.8 18.8	611 527	3435.2 93121.7	2042.2 799.2	16530.3 17079.9	0.87	2832.8 277800.9	0.823 0.007	OK
	4	488.3 171787	8355.3 357.5	18.8 18.8	653 527	3608.8 81480.2	1733.9 530.6	16255.5 17079.9	0.86	2816.8 276233.9	0.746 0.006	OK
	5	488.3 171787	8355.3 357.5	18.8 18.8	681 534	1287.2 74891.3	1366.8 242.0	16072.2 17034.1	0.92	2965.4 290804.0	0.510 0.005	OK
	6	488.3 171787	8355.3 357.5	18.8 18.8	850 822	4444.7 48106.8	1002.9 -132.0	14973.0 15156.2	0.87	2728.8 267604.0	0.618 0.004	OK
1F	2	488.3 171787	8355.3 357.5	18.8 18.8	640 592	3227.9 84897.9	2850.1 179.5	16342.0 16651.1	0.90	2850.8 279571.6	1.087 0.010	NG
	3	488.3 171787	8355.3 357.5	18.8 18.8	640 592	3733.3 84897.9	2792.6 353.3	16342.0 16651.1	0.88	2804.9 275061.9	1.091 0.010	NG
	4	488.3 171787	8355.3 357.5	18.8 18.8	656 592	3954.1 80850.3	2767.4 165.5	16238.9 16651.1	0.88	2782.7 272886.5	1.103 0.010	NG
	5	488.3 171787	8355.3 357.5	18.8 18.8	671 592	1355.9 77085.5	2934.7 16.9	16135.9 16651.1	0.93	2963.0 290571.3	1.017 0.010	NG
	6	488.3 171787	8355.3 357.5	18.8 18.8	735 735	4805.7 64379.4	2670.2 -361.2	15723.6 15723.6	0.88	2685.2 263324.1	1.158 0.010	NG

X方向正加力時 1ﾌﾚｰﾑ

階名	軸名	A I	Zp σy	ix iy	lkx lky	N NE	MB MT	Ncrx Ncry	CM	Mcr Mpc	検定比1 検定比2	判定
13F	A	610.3 257851	11441.0 357.5	20.6 20.6	555 667	400.3 117199.7	-300.1 -447.5	21514.9 20679.0	0.95	4088.3 400926.7	0.124 0.001	OK
	B	610.3 257851	11441.0 357.5	20.6 20.6	548 583	558.1 153590.6	164.6 279.8	21567.2 21305.9	0.95	4086.6 400756.8	0.092 0.001	OK
	C	271.0 62796	3767.7 357.5	15.2 15.2	611 555	39.7 41293.9	-16.5 -14.2	8661.0 8911.5	0.97	1346.9 132087.8	0.017 0.000	OK
12F	A	610.3 257851	11441.0 357.5	20.6 20.6	583 738	553.1 95917.6	-199.8 -125.6	21305.9 20156.6	0.94	4086.6 400763.0	0.074 0.000	OK
	B	610.3 257851	11441.0 357.5	20.6 20.6	569 653	778.8 122301.0	144.2 145.4	21410.4 20783.5	0.92	4083.2 400425.2	0.070 0.000	OK
	C	271.0 62796	3767.7 357.5	15.2 15.2	709 583	13.2 37404.6	-10.0 2.3	8222.5 8786.3	0.99	1346.9 132090.4	0.009 0.000	OK
11F	A	610.3 257851	11441.0 357.5	20.6 20.6	586 742	467.7 94729.8	-194.4 -185.9	21278.9 20122.3	0.93	4087.6 400861.0	0.068 0.000	OK
	B	610.3 257851	11441.0 357.5	20.6 20.6	572 657	738.9 120786.4	185.4 209.0	21384.0 20753.2	0.93	4083.9 400493.3	0.083 0.001	OK
10F	A	610.3 257851	11441.0 357.5	20.6 20.6	583 738	367.7 95917.6	-212.6 -163.1	21305.9 20156.6	0.95	4088.6 400954.8	0.068 0.001	OK
	B	610.3 257851	11441.0 357.5	20.6 20.6	569 653	670.5 122301.0	160.1 200.1	21410.4 20783.5	0.93	4085.0 400601.7	0.078 0.000	OK
9F	A	610.3 257851	11441.0 357.5	20.6 20.6	583 738	16.5 95917.6	-196.2 -88.2	21305.9 20156.6	0.99	4090.1 401106.4	0.048 0.000	OK
	B	610.3 257851	11441.0 357.5	20.6 20.6	569 653	334.8 122301.0	199.2 295.9	21410.4 20783.5	0.96	4088.9 400980.8	0.085 0.001	OK

X方向正加力時 2ﾌﾚｰﾑ

階名	軸名	A I	Zp σy	ix iy	lkx lky	N NE	MB MT	Ncrx Ncry	CM	Mcr Mpc	検定比1 検定比2	判定
13F	A	610.3 257851	11441.0 357.5	20.6 20.6	534 639	123.8 127742.6	-550.1 -874.8	21671.7 20888.0	0.97	4090.0 401089.5	0.215 0.002	OK
	B	610.3 257851	11441.0 357.5	20.6 20.6	527 569	293.1 161279.7	541.3 797.1	21723.9 21410.4	0.96	4089.2 401010.2	0.202 0.002	OK
	C	271.0 62796	3767.7 357.5	15.2 15.2	534 541	236.4 43470.1	259.1 328.7	9005.5 8974.2	0.93	1345.9 131985.9	0.255 0.002	OK

階名	軸名	A I	Zp σy	ix iy	lkx lky	N NE	MB MT	Ncrx Ncry	CM	Mcr Mpc	検定比1 検定比2	判定
12F	A	610.3 257851	11441.0 357.5	20.6 20.6	541 709	398.5 103674.2	-383.6 -280.6	21619.4 20365.5	0.95	4088.3 400928.4	0.109 0.001	OK
	B	610.3 257851	11441.0 357.5	20.6 20.6	534 625	649.1 133555.7	411.2 360.0	21671.7 20992.5	0.93	4085.3 400633.4	0.125 0.001	OK
	C	271.0 62796	3767.7 357.5	15.2 15.2	541 555	468.7 41293.9	221.9 221.1	8974.2 8911.5	0.89	1342.7 131678.4	0.201 0.002	OK
11F	A	610.3 257851	11441.0 357.5	20.6 20.6	537 714	898.0 102390.3	-408.0 -415.0	21646.9 20332.6	0.91	4080.9 400200.7	0.137 0.001	OK
	B	610.3 257851	11441.0 357.5	20.6 20.6	530 615	1285.6 138043.9	469.6 491.7	21699.4 21068.6	0.91	4071.2 399250.0	0.171 0.001	OK
	C	271.0 62796	3767.7 357.5	15.2 15.2	537 558	693.3 40782.6	232.7 243.7	8990.6 8896.1	0.87	1337.8 131188.7	0.239 0.002	OK
10F	A	610.3 257851	11441.0 357.5	20.6 20.6	527 681	1143.6 112411.2	-407.6 -372.9	21723.9 20574.5	0.90	4075.2 399637.5	0.147 0.001	OK
	B	610.3 257851	11441.0 357.5	20.6 20.6	527 597	1684.2 146438.6	453.9 469.3	21723.9 21201.5	0.89	4057.7 397919.9	0.183 0.001	OK
	C	271.0 62796	3767.7 357.5	15.2 15.2	527 555	917.0 41293.9	236.4 240.3	9036.8 8911.5	0.85	1330.9 130512.7	0.258 0.002	OK
9F	A	610.3 257851	11441.0 357.5	20.6 20.6	527 681	1624.7 112411.2	-390.6 -329.0	21723.9 20574.5	0.89	4059.9 398141.1	0.165 0.001	OK
	B	610.3 257851	11441.0 357.5	20.6 20.6	527 597	2354.3 146438.6	495.3 544.2	21723.9 21201.5	0.88	4026.7 394879.9	0.230 0.001	OK
	C	271.0 62796	3767.7 357.5	15.2 15.2	527 555	1127.7 41293.9	251.4 255.0	9036.8 8911.5	0.84	1322.6 129703.8	0.289 0.002	OK
8F	A	610.3 257851	11441.0 357.5	20.6 20.6	527 681	2638.8 112411.2	-324.6 -257.7	21723.9 20574.5	0.86	4010.4 393284.0	0.198 0.001	OK
	B	610.3 257851	11441.0 357.5	20.6 20.6	527 583	3480.5 153590.6	691.8 606.1	21723.9 21305.9	0.86	3951.4 387497.3	0.312 0.002	OK
	C	271.0 62796	3767.7 357.5	15.2 15.2	527 541	1306.0 43470.1	303.3 272.2	9036.8 8974.2	0.84	1314.3 128889.3	0.340 0.002	OK
7F	A	610.3 257851	11441.0 357.5	20.6 20.6	527 681	3690.1 112411.2	-340.5 -273.5	21723.9 20574.5	0.84	3934.2 385809.1	0.251 0.001	OK
	B	610.3 257851	11441.0 357.5	20.6 20.6	527 569	4560.5 161279.7	736.6 592.4	21723.9 21410.4	0.85	3851.9 377740.9	0.370 0.002	OK
	C	342.8 75445	4635.3 357.5	14.8 14.8	527 527	1539.3 55053.1	355.6 366.5	11355.1 11355.1	0.84	1622.2 159088.1	0.326 0.002	OK
6F	A	610.3 257851	11441.0 357.5	20.6 20.6	527 681	4738.4 112411.2	-308.2 -233.9	21723.9 20574.5	0.82	3832.9 375882.7	0.295 0.001	OK
	B	610.3 257851	11441.0 357.5	20.6 20.6	527 569	5643.7 161279.7	707.8 548.6	21723.9 21410.4	0.83	3725.3 365323.0	0.413 0.002	OK
	C	342.8 75445	4635.3 357.5	14.8 14.8	527 527	1773.6 55053.1	327.4 325.4	11355.1 11355.1	0.82	1610.8 157968.2	0.324 0.002	OK
5F	A	610.3 257851	11441.0 357.5	20.6 20.6	551 714	5780.6 102390.3	-189.1 -250.3	21541.7 20332.6	0.79	3707.3 363565.7	0.336 0.001	OK
	B	610.3 257851	11441.0 357.5	20.6 20.6	544 572	6742.6 159282.4	721.7 594.8	21594.3 21384.0	0.81	3569.3 350031.4	0.465 0.002	OK
	C	342.8 75445	4635.3 357.5	14.8 14.8	558 530	1998.3 54371.4	344.8 327.8	11172.4 11336.1	0.81	1598.4 156745.5	0.354 0.002	OK
4F	A	738.3 449214	16630.1 357.5	24.7 24.7	597 794	6844.6 144257.9	-335.6 -422.4	26394.2 25067.8	0.80	5412.2 530753.5	0.333 0.001	OK
	B	738.3 449214	16630.1 357.5	24.7 24.7	576 583	7737.2 267577.3	864.9 914.8	26394.2 26394.2	0.83	5264.1 516229.5	0.425 0.002	OK
	C	488.3 171787	8355.3 357.5	18.8 18.8	611 527	2340.0 125355.9	540.2 632.4	16530.3 17079.9	0.87	2915.5 285908.7	0.330 0.002	OK
3F	A	738.3 449214	16630.1 357.5	24.7 24.7	611 822	7912.4 134553.6	-319.9 -296.6	26394.2 24857.1	0.77	5232.9 513170.4	0.362 0.001	OK
	B	738.3 449214	16630.1 357.5	24.7 24.7	597 597	8719.3 255117.5	770.4 780.3	26394.2 26394.2	0.82	5080.2 498195.2	0.441 0.002	OK
	C	488.3 171787	8355.3 357.5	18.8 18.8	639 534	2698.7 122074.0	451.8 481.7	16347.1 17034.1	0.86	2891.8 283592.1	0.306 0.002	OK
2F	A	738.3 449214	16630.1 357.5	24.7 24.7	611 794	8977.7 144257.9	-223.4 -316.8	26394.2 25067.8	0.79	5028.1 493091.7	0.403 0.001	OK
	B	738.3 449214	16630.1 357.5	24.7 24.7	597 597	9749.5 255117.5	684.8 757.8	26394.2 26394.2	0.81	4863.7 476964.4	0.477 0.002	OK
	C	488.3 171787	8355.3 357.5	18.8 18.8	625 527	3011.7 125355.9	432.2 449.3	16438.7 17079.9	0.85	2868.5 281301.0	0.314 0.002	OK
1F	A	738.3 449214	16630.1 357.5	24.7 24.7	640 735	10052.7 168348.5	-85.0 -479.2	26220.6 25509.6	0.86	4795.4 470263.2	0.467 0.001	OK
	B	738.3 449214	16630.1 357.5	24.7 24.7	624 624	10869.3 233402.3	192.6 519.0	26339.1 26339.1	0.85	4601.0 451199.1	0.491 0.001	OK
	C	488.3 171787	8355.3 357.5	18.8 18.8	640 592	3227.9 99046.6	42.5 188.7	16342.0 16651.1	0.89	2850.8 279571.6	0.256 0.001	OK

X方向正加力時 3ﾌﾚｰﾑ

階名	軸名	A I	Zp σy	ix iy	lkx lky	N NE	MB MT	Ncrx Ncry	CM	Mcr Mpc	検定比1 検定比2	判定
13F	A	610.3 257851	11441.0 357.5	20.6 20.6	625 639	660.8 127742.6	-556.4 -1044.2	20992.5 20888.0	0.94	4085.1 400616.1	0.274 0.003	OK
	B	610.3 257851	11441.0 357.5	20.6 20.6	611 569	867.9 161279.7	402.9 729.2	21097.0 21410.4	0.94	4081.5 400260.4	0.210 0.002	OK
	C	271.0 62796	3767.7 357.5	15.2 15.2	527 534	239.6 44623.3	145.1 176.8	9036.8 9005.5	0.93	1345.9 131983.0	0.150 0.001	OK
12F	A	610.3 257851	11441.0 357.5	20.6 20.6	709 709	1138.8 103674.2	-407.2 -396.9	20365.5 20365.5	0.90	4075.3 399649.7	0.146 0.001	OK
	B	610.3 257851	11441.0 357.5	20.6 20.6	681 611	1462.3 139774.8	268.3 260.1	20574.5 21097.0	0.90	4065.7 398704.3	0.131 0.001	OK
	C	271.0 62796	3767.7 357.5	15.2 15.2	527 548	507.5 42361.1	119.5 125.0	9036.8 8942.9	0.89	1342.0 131607.5	0.141 0.001	OK
11F	A	610.3 257851	11441.0 357.5	20.6 20.6	657 714	1613.3 102390.3	-442.2 -547.2	20753.2 20332.6	0.89	4060.3 398182.5	0.200 0.001	OK
	B	610.3 257851	11441.0 357.5	20.6 20.6	629 615	2069.9 138043.9	306.1 389.6	20963.5 21068.6	0.89	4041.1 396293.0	0.185 0.001	OK
	C	271.0 62796	3767.7 357.5	15.2 15.2	530 551	772.7 41836.5	123.6 132.0	9022.2 8927.6	0.87	1335.5 130970.3	0.173 0.001	OK
10F	A	610.3 257851	11441.0 357.5	20.6 20.6	597 681	2094.8 112411.2	-434.1 -476.4	21201.5 20574.5	0.87	4039.9 396176.6	0.205 0.001	OK
	B	610.3 257851	11441.0 357.5	20.6 20.6	583 597	2681.9 146438.6	296.8 336.1	21305.9 21201.5	0.87	4007.8 393026.3	0.200 0.001	OK
	C	271.0 62796	3767.7 357.5	15.2 15.2	527 548	1034.8 42361.1	124.9 125.3	9036.8 8942.9	0.84	1326.5 130080.9	0.196 0.001	OK
9F	A	610.3 257851	11441.0 357.5	20.6 20.6	597 681	2573.5 112411.2	-423.4 -465.5	21201.5 20574.5	0.86	4014.3 393666.1	0.225 0.001	OK
	B	610.3 257851	11441.0 357.5	20.6 20.6	583 597	3297.4 146438.6	304.0 362.8	21305.9 21201.5	0.86	3965.6 388891.1	0.234 0.001	OK
	C	271.0 62796	3767.7 357.5	15.2 15.2	527 548	1288.5 42361.1	130.7 120.7	9036.8 8942.9	0.83	1315.2 128974.5	0.227 0.001	OK
8F	A	610.3 257851	11441.0 357.5	20.6 20.6	597 681	3046.7 112411.2	-399.4 -441.4	21201.5 20574.5	0.84	3983.8 390678.3	0.242 0.001	OK
	B	610.3 257851	11441.0 357.5	20.6 20.6	583 583	3919.2 153590.6	368.0 395.6	21305.9 21305.9	0.85	3914.2 383850.0	0.268 0.001	OK
	C	271.0 62796	3767.7 357.5	15.2 15.2	527 534	1567.1 44623.3	137.0 103.8	9036.8 9005.5	0.84	1300.0 127481.8	0.262 0.001	OK
7F	A	610.3 257851	11441.0 357.5	20.6 20.6	597 681	3518.1 112411.2	-405.6 -447.2	21201.5 20574.5	0.83	3948.4 387201.4	0.265 0.001	OK
	B	610.3 257851	11441.0 357.5	20.6 20.6	583 569	4529.0 161279.7	369.6 388.3	21305.9 21410.4	0.84	3855.2 378061.8	0.294 0.001	OK
	C	342.8 75445	4635.3 357.5	14.8 14.8	527 527	1856.1 55053.1	158.8 144.1	11355.1 11355.1	0.82	1606.4 157536.3	0.245 0.001	OK
6F	A	610.3 257851	11441.0 357.5	20.6 20.6	597 681	3987.9 112411.2	-398.1 -427.9	21201.5 20574.5	0.82	3908.0 383240.0	0.283 0.001	OK
	B	610.3 257851	11441.0 357.5	20.6 20.6	583 569	5137.9 161279.7	382.5 396.7	21305.9 21410.4	0.82	3787.7 371449.5	0.324 0.001	OK
	C	342.8 75445	4635.3 357.5	14.8 14.8	527 527	2149.0 55053.1	152.7 136.1	11355.1 11355.1	0.81	1589.2 155843.8	0.267 0.001	OK
5F	A	610.3 257851	11441.0 357.5	20.6 20.6	629 714	4454.8 102390.3	-315.7 -422.2	20963.5 20332.6	0.82	3862.8 378810.8	0.307 0.001	OK
	B	610.3 257851	11441.0 357.5	20.6 20.6	615 565	5752.2 163295.0	371.4 391.2	21068.6 21436.6	0.82	3711.1 363933.5	0.354 0.001	OK
	C	342.8 75445	4635.3 357.5	14.8 14.8	544 530	2439.3 54371.4	140.2 137.9	11254.3 11336.1	0.79	1569.6 153922.6	0.287 0.001	OK
4F	A	738.3 449214	16630.1 357.5	24.7 24.7	681 794	4932.0 144257.9	-436.9 -560.8	25910.5 25067.8	0.84	5668.5 555886.7	0.278 0.001	OK
	B	738.3 449214	16630.1 357.5	24.7 24.7	667 569	6332.0 280972.7	420.9 493.6	26015.8 26394.2	0.86	5489.0 538290.8	0.317 0.001	OK
	C	488.3 171787	8355.3 357.5	18.8 18.8	583 527	2772.5 125355.9	213.8 271.2	16713.5 17079.9	0.87	2886.6 283074.6	0.246 0.001	OK
3F	A	738.3 449214	16630.1 357.5	24.7 24.7	709 822	5412.4 134553.6	-412.5 -443.4	25699.8 24857.1	0.81	5611.9 550342.4	0.280 0.001	OK
	B	738.3 449214	16630.1 357.5	24.7 24.7	681 597	6910.6 255117.5	392.9 443.4	25910.5 26394.2	0.84	5401.9 529740.8	0.331 0.001	OK
	C	488.3 171787	8355.3 357.5	18.8 18.8	611 527	3111.9 125355.9	176.0 206.5	16530.3 17079.9	0.85	2860.5 280514.5	0.249 0.001	OK
2F	A	738.3 449214	16630.1 357.5	24.7 24.7	709 794	5888.0 144257.9	-395.8 -446.1	25699.8 25067.8	0.81	5550.8 544344.6	0.298 0.001	OK
	B	738.3 449214	16630.1 357.5	24.7 24.7	681 583	7509.9 267577.3	393.6 452.8	25910.5 26394.2	0.84	5303.5 520096.5	0.356 0.001	OK
	C	488.3 171787	8355.3 357.5	18.8 18.8	611 527	3435.2 125355.9	180.6 202.9	16530.3 17079.9	0.84	2832.8 277800.9	0.267 0.001	OK
1F	A	738.3 449214	16630.1 357.5	24.7 24.7	687 735	6362.1 168348.5	-218.8 -456.3	25865.1 25509.6	0.86	5484.7 537863.2	0.318 0.001	OK

階名	軸名	A I	Zp σy	ix iy	lkx lky	N NE	MB MT	Ncrx Ncry	CM	Mcr Mpc	検定比1 検定比2	判定
1F	B	738.3 449214	16630.1 357.5	24.7 24.7	671 624	8138.6 233402.3	173.9 400.9	25983.6 26339.1	0.87	5191.6 509118.0	0.374 0.001	OK
	C	488.3 171787	8355.3 357.5	18.8 18.8	640 592	3733.3 99046.6	22.4 117.4	16342.0 16651.1	0.88	2804.9 275061.9	0.265 0.000	OK

X方向負加力時 Aﾌﾚｰﾑ

階名	軸名	A I	Zp σy	ix iy	lkx lky	N NE	MB MT	Ncrx Ncry	CM	Mcr Mpc	検定比1 検定比2	判定
13F	1	610.3 257851	11441.0 357.5	20.6 20.6	555 667	352.9 169560.9	-13.0 -285.7	21514.9 20679.0	0.98	4088.7 400966.8	0.085 0.001	OK
	2	610.3 257851	11441.0 357.5	20.6 20.6	534 639	807.9 183231.9	-461.6 -873.3	21671.7 20888.0	0.95	4082.7 400373.4	0.242 0.002	OK
	3	610.3 257851	11441.0 357.5	20.6 20.6	625 639	433.3 133555.7	-864.1 -1596.2	20992.5 20888.0	0.96	4088.0 400895.8	0.395 0.004	OK
	4	610.3 257851	11441.0 357.5	20.6 20.6	625 639	660.6 133555.7	-864.9 -1598.9	20992.5 20888.0	0.95	4085.2 400616.5	0.403 0.004	OK
	5	610.3 257851	11441.0 357.5	20.6 20.6	534 639	125.0 183231.9	-190.8 -549.1	21671.7 20888.0	0.98	4090.0 401089.2	0.138 0.001	OK
	6	610.3 257851	11441.0 357.5	20.6 20.6	555 667	401.3 169560.9	350.9 175.2	21514.9 20679.0	0.96	4088.3 400925.8	0.102 0.001	OK
12F	1	610.3 257851	11441.0 357.5	20.6 20.6	583 738	980.8 153590.6	-695.6 -947.3	21305.9 20156.6	0.93	4079.1 400026.0	0.266 0.002	OK
	2	610.3 257851	11441.0 357.5	20.6 20.6	541 709	1295.2 178496.7	-968.6 -1230.9	21619.4 20365.5	0.92	4070.9 399222.0	0.344 0.003	OK
	3	610.3 257851	11441.0 357.5	20.6 20.6	709 709	915.9 103674.2	-727.1 -1098.9	20365.5 20365.5	0.92	4080.5 400164.3	0.295 0.003	OK
	4	610.3 257851	11441.0 357.5	20.6 20.6	709 709	1135.9 103674.2	-726.8 -1097.8	20365.5 20365.5	0.91	4075.4 399657.3	0.304 0.003	OK
	5	610.3 257851	11441.0 357.5	20.6 20.6	541 709	401.6 178496.7	-738.1 -1006.9	21619.4 20365.5	0.96	4088.3 400925.6	0.256 0.003	OK
	6	610.3 257851	11441.0 357.5	20.6 20.6	583 738	556.4 153590.6	-392.4 -663.2	21305.9 20156.6	0.95	4086.6 400758.9	0.183 0.002	OK
11F	1	610.3 257851	11441.0 357.5	20.6 20.6	586 742	1832.3 151688.6	-780.5 -883.7	21278.9 20122.3	0.90	4051.7 397334.8	0.287 0.002	OK
	2	610.3 257851	11441.0 357.5	20.6 20.6	537 714	1567.6 180962.8	-1395.4 -1319.3	21646.9 20332.6	0.91	4062.0 398346.0	0.390 0.004	OK
	3	610.3 257851	11441.0 357.5	20.6 20.6	657 714	1397.6 120786.4	-1589.1 -1231.6	20753.2 20332.6	0.90	4067.8 398912.3	0.424 0.004	OK
	4	610.3 257851	11441.0 357.5	20.6 20.6	657 714	1608.0 120786.4	-1589.1 -1232.0	20753.2 20332.6	0.90	4060.5 398201.9	0.433 0.004	OK
	5	610.3 257851	11441.0 357.5	20.6 20.6	537 714	902.0 180962.8	-1159.6 -1082.0	21646.9 20332.6	0.93	4080.8 400192.7	0.310 0.003	OK
	6	610.3 257851	11441.0 357.5	20.6 20.6	586 742	473.9 151688.6	-479.7 -570.5	21278.9 20122.3	0.95	4087.6 400854.4	0.156 0.001	OK
10F	1	610.3 257851	11441.0 357.5	20.6 20.6	583 738	2701.6 153590.6	-733.9 -949.4	21305.9 20156.6	0.88	4006.5 392907.0	0.343 0.002	OK
	2	610.3 257851	11441.0 357.5	20.6 20.6	527 681	2102.8 188158.0	-1400.8 -1688.0	21723.9 20574.5	0.90	4039.5 396139.0	0.479 0.004	OK
	3	610.3 257851	11441.0 357.5	20.6 20.6	597 681	1888.6 146438.6	-1587.8 -2020.8	21201.5 20574.5	0.90	4049.3 397099.5	0.542 0.005	OK
	4	610.3 257851	11441.0 357.5	20.6 20.6	597 681	2086.8 146438.6	-1587.7 -2020.7	21201.5 20574.5	0.89	4040.3 396214.5	0.549 0.005	OK
	5	610.3 257851	11441.0 357.5	20.6 20.6	527 681	1148.6 188158.0	-1159.6 -1450.8	21723.9 20574.5	0.93	4075.0 399624.5	0.388 0.004	OK
	6	610.3 257851	11441.0 357.5	20.6 20.6	583 738	376.7 153590.6	-376.6 -628.3	21305.9 20156.6	0.96	4088.5 400947.3	0.167 0.002	OK
9F	1	610.3 257851	11441.0 357.5	20.6 20.6	583 738	3802.7 153590.6	-840.4 -1623.7	21305.9 20156.6	0.88	3924.5 384860.8	0.547 0.004	OK
	2	610.3 257851	11441.0 357.5	20.6 20.6	527 681	2419.8 188158.0	-1663.6 -2327.6	21723.9 20574.5	0.90	4023.1 394528.5	0.638 0.006	OK
	3	610.3 257851	11441.0 357.5	20.6 20.6	597 681	2380.7 146438.6	-1072.1 -1977.1	21201.5 20574.5	0.90	4025.2 394739.2	0.559 0.005	OK
	4	610.3 257851	11441.0 357.5	20.6 20.6	597 681	2563.0 146438.6	-1072.6 -1977.1	21201.5 20574.5	0.90	4014.9 393726.9	0.566 0.005	OK
	5	610.3 257851	11441.0 357.5	20.6 20.6	527 681	1631.9 188158.0	-1510.3 -2126.7	21723.9 20574.5	0.92	4059.6 398114.8	0.562 0.005	OK
	6	610.3 257851	11441.0 357.5	20.6 20.6	583 738	27.0 153590.6	-775.9 -1389.5	21305.9 20156.6	0.99	4090.1 401105.9	0.338 0.003	OK
8F	1	610.3 257851	11441.0 357.5	20.6 20.6	583 738	5335.2 153590.6	-366.4 -2652.5	21305.9 20156.6	0.89	3764.1 369128.0	0.865 0.007	OK
	2	610.3 257851	11441.0 357.5	20.6 20.6	527 681	2338.1 188158.0	-1260.7 -3469.3	21723.9 20574.5	0.92	4027.5 394965.3	0.907 0.009	OK
	3	610.3 257851	11441.0 357.5	20.6 20.6	597 681	2876.3 146438.6	-465.7 -2558.8	21201.5 20574.5	0.92	3995.4 391812.2	0.725 0.007	OK

階名	軸名	A I	Zp σy	ix iy	lkx lky	N NE	MB MT	Ncrx Ncry	CM	Mcr Mpc	検定比1 検定比2	判定
8F	4	610.3 257851	11441.0 357.5	20.6 20.6	597 681	3034.0 146438.6	-464.3 -2558.4	21201.5 20574.5	0.91	3984.7 390765.0	0.732 0.007	OK
	5	610.3 257851	11441.0 357.5	20.6 20.6	527 681	2650.9 188158.0	-1283.8 -3443.1	21723.9 20574.5	0.92	4009.6 393211.9	0.913 0.009	OK
7F	1	610.3 257851	11441.0 357.5	20.6 20.6	583 738	6880.7 153590.6	-339.5 -3003.1	21305.9 20156.6	0.88	3547.8 347917.0	1.019 0.009	NG
	2	610.3 257851	11441.0 357.5	20.6 20.6	527 681	2262.4 188158.0	-1162.9 -3750.6	21723.9 20574.5	0.93	4031.5 395356.2	0.971 0.009	OK
	3	610.3 257851	11441.0 357.5	20.6 20.6	597 681	3375.7 146438.6	-330.7 -3125.5	21201.5 20574.5	0.92	3959.6 388304.6	0.881 0.008	OK
	4	610.3 257851	11441.0 357.5	20.6 20.6	597 681	3504.5 146438.6	-331.6 -3126.9	21201.5 20574.5	0.91	3949.5 387308.8	0.887 0.008	OK
	5	610.3 257851	11441.0 357.5	20.6 20.6	527 681	3703.3 188158.0	-1249.5 -3720.6	21723.9 20574.5	0.91	3933.0 385699.0	1.021 0.010	NG
6F	1	610.3 257851	11441.0 357.5	20.6 20.6	583 738	8429.1 153590.6	-660.1 -2945.0	21305.9 20156.6	0.86	3276.2 321284.1	1.071 0.009	NG
	2	610.3 257851	11441.0 357.5	20.6 20.6	527 681	2188.5 188158.0	-1297.9 -3795.1	21723.9 20574.5	0.93	4035.3 395725.9	0.977 0.010	OK
	3	610.3 257851	11441.0 357.5	20.6 20.6	597 681	3875.2 146438.6	-578.7 -3181.7	21201.5 20574.5	0.90	3918.1 384235.2	0.911 0.008	OK
	4	610.3 257851	11441.0 357.5	20.6 20.6	597 681	3973.4 146438.6	-575.9 -3180.8	21201.5 20574.5	0.90	3909.3 383369.4	0.915 0.008	OK
	5	610.3 257851	11441.0 357.5	20.6 20.6	527 681	4752.5 188158.0	-1497.3 -3687.7	21723.9 20574.5	0.89	3831.4 375731.7	1.053 0.010	NG
5F	1	610.3 257851	11441.0 357.5	20.6 20.6	615 799	9979.4 138043.9	-1119.2 -2576.9	21068.6 19701.8	0.81	2949.2 289221.7	1.055 0.009	NG
	2	610.3 257851	11441.0 357.5	20.6 20.6	551 714	2118.2 171788.7	-1859.5 -3578.5	21541.7 20332.6	0.92	4038.7 396065.8	0.915 0.009	OK
	3	610.3 257851	11441.0 357.5	20.6 20.6	629 714	4373.6 131901.8	-1218.7 -2867.2	20963.5 20332.6	0.87	3871.0 379616.4	0.846 0.008	OK
	4	610.3 257851	11441.0 357.5	20.6 20.6	629 714	4439.4 131901.8	-1219.2 -2870.0	20963.5 20332.6	0.87	3864.4 378964.8	0.850 0.008	OK
	5	610.3 257851	11441.0 357.5	20.6 20.6	551 714	5795.8 171788.7	-1847.5 -3403.0	21541.7 20332.6	0.86	3705.3 363367.7	1.024 0.009	NG
4F	1	738.3 449214	16630.1 357.5	24.7 24.7	653 906	11548.8 213066.1	-1824.4 -2131.8	26121.1 24225.2	0.78	4427.6 434202.5	0.774 0.005	OK
	2	738.3 449214	16630.1 357.5	24.7 24.7	597 794	2043.6 255117.5	-2689.7 -3027.0	26394.2 25067.8	0.92	5897.7 578369.7	0.551 0.005	OK
	3	738.3 449214	16630.1 357.5	24.7 24.7	681 794	4880.5 195836.6	-1920.9 -2248.0	25910.5 25067.8	0.85	5674.2 556450.9	0.526 0.004	OK
	4	738.3 449214	16630.1 357.5	24.7 24.7	681 794	4916.4 195836.6	-1921.3 -2247.1	25910.5 25067.8	0.85	5670.2 556059.0	0.527 0.004	OK
	5	738.3 449214	16630.1 357.5	24.7 24.7	597 794	6860.3 255117.5	-2685.8 -3061.3	26394.2 25067.8	0.85	5409.7 530513.3	0.721 0.006	OK
3F	1	738.3 449214	16630.1 357.5	24.7 24.7	681 963	13115.4 195836.6	-2799.5 -1359.3	25910.5 23803.8	0.81	3988.0 391085.8	0.959 0.007	OK
	2	738.3 449214	16630.1 357.5	24.7 24.7	611 822	1970.3 243508.1	-3571.9 -2158.5	26394.2 24857.1	0.93	5901.1 578698.2	0.641 0.006	OK
	3	738.3 449214	16630.1 357.5	24.7 24.7	709 822	5388.6 180615.6	-2829.9 -1519.3	25699.8 24857.1	0.87	5614.8 550628.3	0.642 0.005	OK
	4	738.3 449214	16630.1 357.5	24.7 24.7	709 822	5395.9 180615.6	-2828.6 -1519.2	25699.8 24857.1	0.87	5614.0 550540.9	0.642 0.005	OK
	5	738.3 449214	16630.1 357.5	24.7 24.7	611 822	7928.6 243508.1	-3612.9 -2155.3	26394.2 24857.1	0.86	5230.0 512883.0	0.857 0.007	OK
2F	1	738.3 449214	16630.1 357.5	24.7 24.7	681 906	14677.4 195836.6	-3395.0 -415.6	25910.5 24225.2	0.85	3518.9 345087.5	1.128 0.010	NG
	2	738.3 449214	16630.1 357.5	24.7 24.7	611 794	1891.7 243508.1	-4960.8 -1202.6	26394.2 25067.8	0.95	5904.5 579037.1	0.870 0.009	OK
	3	738.3 449214	16630.1 357.5	24.7 24.7	709 794	5891.3 180615.6	-3904.0 -576.5	25699.8 25067.8	0.90	5550.3 544301.1	0.843 0.007	OK
	4	738.3 449214	16630.1 357.5	24.7 24.7	709 794	5871.2 180615.6	-3910.2 -577.4	25699.8 25067.8	0.90	5553.0 544565.6	0.844 0.007	OK
	5	738.3 449214	16630.1 357.5	24.7 24.7	611 794	8994.5 243508.1	-4614.1 -1215.3	26394.2 25067.8	0.88	5024.7 492756.3	1.067 0.009	NG
1F	1	738.3 449214	16630.1 357.5	24.7 24.7	671 766	16212.6 201574.3	-3140.8 20.2	25983.6 25272.6	0.86	3057.9 299872.8	1.135 0.010	NG
	2	738.3 449214	16630.1 357.5	24.7 24.7	640 735	1790.6 222003.1	-5851.4 163.5	26220.6 25509.6	0.96	5908.8 579452.3	1.019 0.010	NG
	3	738.3 449214	16630.1 357.5	24.7 24.7	687 735	6382.9 192401.5	-5447.7 551.4	25865.1 25509.6	0.92	5481.7 537568.1	1.120 0.010	NG
	4	738.3 449214	16630.1 357.5	24.7 24.7	687 735	6345.8 192401.5	-5453.6 558.4	25865.1 25509.6	0.92	5487.0 538094.4	1.120 0.010	NG
	5	738.3 449214	16630.1 357.5	24.7 24.7	640 735	10070.2 222003.1	-4834.4 -318.1	26220.6 25509.6	0.89	4791.3 469870.9	1.150 0.010	NG

X方向負加力時 Bﾌﾚｰﾑ

階名	軸名	A I	Zp σy	ix iy	lkx lky	N NE	MB MT	Ncrx Ncry	CM	Mcr Mpc	検定比1 検定比2	判定
13F	1	610.3 257851	11441.0 357.5	20.6 20.6	548 583	441.3 173942.8	-189.7 -522.3	21567.2 21305.9	0.97	4087.9 400887.9	0.144 0.001	OK
	2	610.3 257851	11441.0 357.5	20.6 20.6	527 569	1009.0 188158.0	-609.3 -1060.6	21723.9 21410.4	0.94	4078.5 399962.9	0.293 0.003	OK
	3	610.3 257851	11441.0 357.5	20.6 20.6	611 569	644.4 139774.8	-852.8 -1670.2	21097.0 21410.4	0.95	4085.4 400640.2	0.420 0.004	OK
	4	610.3 257851	11441.0 357.5	20.6 20.6	611 569	856.0 139774.8	-848.8 -1647.8	21097.0 21410.4	0.94	4081.8 400283.5	0.422 0.004	OK
	5	610.3 257851	11441.0 357.5	20.6 20.6	527 569	296.4 188158.0	-212.0 -591.5	21723.9 21410.4	0.97	4089.1 401008.0	0.155 0.001	OK
	6	610.3 257851	11441.0 357.5	20.6 20.6	548 583	559.8 173942.8	343.5 152.2	21567.2 21305.9	0.96	4086.6 400754.7	0.107 0.001	OK
12F	1	610.3 257851	11441.0 357.5	20.6 20.6	569 653	1131.5 161279.7	-918.4 -1182.7	21410.4 20783.5	0.93	4075.5 399668.4	0.324 0.003	OK
	2	610.3 257851	11441.0 357.5	20.6 20.6	534 625	1513.0 183231.9	-1176.3 -1455.2	21671.7 20992.5	0.92	4063.9 398534.8	0.401 0.004	OK
	3	610.3 257851	11441.0 357.5	20.6 20.6	681 611	1231.8 112411.2	-710.9 -1104.5	20574.5 21097.0	0.91	4072.8 399402.2	0.309 0.003	OK
	4	610.3 257851	11441.0 357.5	20.6 20.6	681 625	1399.5 112411.2	-711.9 -1110.7	20574.5 20992.5	0.91	4067.7 398906.2	0.318 0.003	OK
	5	610.3 257851	11441.0 357.5	20.6 20.6	534 625	641.0 183231.9	-831.9 -1119.9	21671.7 20992.5	0.95	4085.4 400645.2	0.291 0.003	OK
	6	610.3 257851	11441.0 357.5	20.6 20.6	569 653	785.0 161279.7	-476.5 -767.2	21410.4 20783.5	0.94	4083.1 400414.5	0.216 0.002	OK
11F	1	610.3 257851	11441.0 357.5	20.6 20.6	572 657	2078.7 159282.4	-1029.9 -1156.4	21384.0 20753.2	0.89	4040.6 396252.3	0.356 0.003	OK
	2	610.3 257851	11441.0 357.5	20.6 20.6	530 615	1782.1 185827.9	-1621.5 -1570.7	21699.4 21068.6	0.90	4053.8 397538.9	0.446 0.004	OK
	3	610.3 257851	11441.0 357.5	20.6 20.6	629 615	1832.6 131901.8	-1585.4 -1248.0	20963.5 21068.6	0.89	4051.7 397333.5	0.439 0.004	OK
	4	610.3 257851	11441.0 357.5	20.6 20.6	629 615	1957.6 131901.8	-1584.7 -1246.4	20963.5 21068.6	0.89	4046.2 396801.3	0.444 0.004	OK
	5	610.3 257851	11441.0 357.5	20.6 20.6	530 615	1266.3 185827.9	-1282.2 -1222.8	21699.4 21068.6	0.92	4071.8 399305.2	0.350 0.003	OK
	6	610.3 257851	11441.0 357.5	20.6 20.6	572 657	750.2 159282.4	-588.4 -699.1	21384.0 20753.2	0.94	4083.7 400474.4	0.197 0.002	OK
10F	1	610.3 257851	11441.0 357.5	20.6 20.6	569 653	3061.9 161279.7	-1063.9 -1262.6	21410.4 20783.5	0.87	3982.7 390573.7	0.422 0.003	OK
	2	610.3 257851	11441.0 357.5	20.6 20.6	527 597	2283.5 188158.0	-1702.6 -1974.4	21723.9 21201.5	0.90	4030.4 395248.4	0.546 0.005	OK
	3	610.3 257851	11441.0 357.5	20.6 20.6	583 597	2436.9 153590.6	-1553.2 -2026.0	21305.9 21201.5	0.89	4022.1 394434.9	0.562 0.005	OK
	4	610.3 257851	11441.0 357.5	20.6 20.6	583 597	2519.2 153590.6	-1553.9 -2026.7	21305.9 21201.5	0.89	4017.4 393976.6	0.566 0.005	OK
	5	610.3 257851	11441.0 357.5	20.6 20.6	527 611	1655.3 188158.0	-1301.0 -1610.1	21723.9 21097.0	0.92	4058.8 398028.6	0.442 0.004	OK
	6	610.3 257851	11441.0 357.5	20.6 20.6	569 653	686.6 161279.7	-543.3 -791.8	21410.4 20783.5	0.94	4084.7 400577.1	0.217 0.002	OK
9F	1	610.3 257851	11441.0 357.5	20.6 20.6	569 653	4274.1 161279.7	-817.8 -1917.2	21410.4 20783.5	0.88	3880.9 380583.3	0.631 0.005	OK
	2	610.3 257851	11441.0 357.5	20.6 20.6	527 597	2557.7 188158.0	-1637.2 -2604.2	21723.9 21201.5	0.91	4015.2 393757.4	0.705 0.007	OK
	3	610.3 257851	11441.0 357.5	20.6 20.6	583 597	3044.7 153590.6	-1000.2 -2018.1	21305.9 21201.5	0.89	3984.0 390692.1	0.594 0.005	OK
	4	610.3 257851	11441.0 357.5	20.6 20.6	583 597	3083.1 153590.6	-998.8 -2017.4	21305.9 21201.5	0.89	3981.3 390427.6	0.595 0.005	OK
	5	610.3 257851	11441.0 357.5	20.6 20.6	527 611	2317.5 188158.0	-1619.4 -2369.2	21723.9 21097.0	0.91	4028.6 395072.9	0.642 0.006	OK
	6	610.3 257851	11441.0 357.5	20.6 20.6	569 653	355.2 161279.7	-756.2 -1593.4	21410.4 20783.5	0.97	4088.7 400965.0	0.394 0.004	OK
8F	1	610.3 257851	11441.0 357.5	20.6 20.6	569 653	5700.0 161279.7	-356.7 -2650.0	21410.4 20783.5	0.89	3717.9 364605.5	0.874 0.007	OK
	2	610.3 257851	11441.0 357.5	20.6 20.6	527 583	2619.6 188158.0	-1233.6 -3469.9	21723.9 21305.9	0.92	4011.5 393397.2	0.914 0.009	OK
	3	610.3 257851	11441.0 357.5	20.6 20.6	583 583	3657.8 153590.6	-465.3 -2627.5	21305.9 21305.9	0.91	3936.9 386074.9	0.770 0.007	OK
	4	610.3 257851	11441.0 357.5	20.6 20.6	583 583	3649.5 153590.6	-469.9 -2628.6	21305.9 21305.9	0.91	3937.6 386143.2	0.770 0.007	OK
	5	610.3 257851	11441.0 357.5	20.6 20.6	527 597	3439.6 188158.0	-1351.6 -3495.9	21723.9 21201.5	0.91	3954.6 387815.3	0.951 0.009	OK
7F	1	610.3 257851	11441.0 357.5	20.6 20.6	569 653	7128.7 161279.7	-350.2 -3015.8	21410.4 20783.5	0.88	3508.0 344013.3	1.024 0.009	NG
	2	610.3 257851	11441.0 357.5	20.6 20.6	527 569	2713.8 188158.0	-1148.5 -3778.6	21723.9 21410.4	0.92	4005.8 392832.7	0.991 0.010	OK

階名	軸名	A I	Zp σy	ix iy	lkx lky	N NE	MB MT	Ncrx Ncry	CM	Mcr Mpc	検定比1 検定比2	判定
7F	3	610.3 257851	11441.0 357.5	20.6 20.6	583 569	4267.4 153590.6	-342.9 -3117.8	21305.9 21410.4	0.91	3881.5 380647.4	0.912 0.008	OK
	4	610.3 257851	11441.0 357.5	20.6 20.6	583 569	4194.8 153590.6	-339.6 -3113.3	21305.9 21410.4	0.91	3888.6 381337.4	0.908 0.008	OK
	5	610.3 257851	11441.0 357.5	20.6 20.6	527 583	4519.5 188158.0	-1345.2 -3636.3	21723.9 21305.9	0.89	3856.1 378158.5	1.026 0.010	NG
6F	1	610.3 257851	11441.0 357.5	20.6 20.6	569 653	8565.8 161279.7	-637.1 -2941.8	21410.4 20783.5	0.86	3249.6 318675.2	1.065 0.009	NG
	2	610.3 257851	11441.0 357.5	20.6 20.6	527 569	2814.2 188158.0	-1294.2 -3806.6	21723.9 21410.4	0.92	3999.4 392209.4	0.999 0.010	OK
	3	610.3 257851	11441.0 357.5	20.6 20.6	583 569	4879.3 153590.6	-580.7 -3170.0	21305.9 21410.4	0.89	3817.4 374360.2	0.945 0.008	OK
	4	610.3 257851	11441.0 357.5	20.6 20.6	583 569	4743.3 153590.6	-581.0 -3173.8	21305.9 21410.4	0.90	3832.4 375829.4	0.940 0.008	OK
	5	610.3 257851	11441.0 357.5	20.6 20.6	527 583	5604.1 188158.0	-1598.3 -3590.5	21723.9 21305.9	0.88	3730.4 365822.7	1.055 0.010	NG
5F	1	610.3 257851	11441.0 357.5	20.6 20.6	601 686	10016.7 144625.2	-1197.0 -2592.5	21173.7 20542.9	0.81	2940.7 288384.6	1.038 0.009	NG
	2	610.3 257851	11441.0 357.5	20.6 20.6	544 572	2916.9 176286.3	-1930.9 -3570.3	21594.3 21384.0	0.90	3992.7 391547.8	0.936 0.009	OK
	3	610.3 257851	11441.0 357.5	20.6 20.6	615 565	5498.6 138043.9	-1283.5 -2860.6	21068.6 21436.6	0.86	3743.8 367138.9	0.884 0.008	OK
	4	610.3 257851	11441.0 357.5	20.6 20.6	615 572	5303.4 138043.9	-1283.6 -2859.9	21068.6 21384.0	0.86	3767.9 369508.5	0.876 0.008	OK
	5	610.3 257851	11441.0 357.5	20.6 20.6	544 572	6703.9 176286.3	-1913.1 -3307.0	21594.3 21384.0	0.85	3575.3 350616.2	1.025 0.009	NG
4F	1	738.3 449214	16630.1 357.5	24.7 24.7	639 766	11488.8 222546.3	-1827.3 -2059.9	26226.5 25278.5	0.79	4443.3 435743.6	0.742 0.005	OK
	2	738.3 449214	16630.1 357.5	24.7 24.7	576 583	3083.4 274152.3	-2697.2 -2957.8	26394.2 26394.2	0.90	5837.1 572421.3	0.569 0.005	OK
	3	738.3 449214	16630.1 357.5	24.7 24.7	667 569	6107.4 204179.1	-1932.6 -2181.2	26015.8 26394.2	0.84	5520.8 541407.8	0.551 0.004	OK
	4	738.3 449214	16630.1 357.5	24.7 24.7	667 576	5814.0 204179.1	-1932.3 -2181.2	26015.8 26394.2	0.84	5560.6 545310.6	0.541 0.004	OK
	5	738.3 449214	16630.1 357.5	24.7 24.7	576 583	7712.2 274152.3	-2693.0 -3007.5	26394.2 26394.2	0.84	5268.5 516661.2	0.730 0.006	OK
3F	1	738.3 449214	16630.1 357.5	24.7 24.7	667 794	12972.2 204179.1	-2823.7 -1366.7	26015.8 25067.8	0.81	4030.5 395253.6	0.930 0.007	OK
	2	738.3 449214	16630.1 357.5	24.7 24.7	597 597	3261.1 255117.5	-3568.9 -2159.4	26394.2 26394.2	0.91	5824.2 571163.4	0.676 0.006	OK
	3	738.3 449214	16630.1 357.5	24.7 24.7	681 597	6721.6 195836.6	-2815.0 -1516.1	25910.5 26394.2	0.86	5431.2 532615.7	0.680 0.005	OK
	4	738.3 449214	16630.1 357.5	24.7 24.7	681 597	6324.3 195836.6	-2816.7 -1516.2	25910.5 26394.2	0.86	5490.1 538399.6	0.666 0.005	OK
	5	738.3 449214	16630.1 357.5	24.7 24.7	597 597	8710.1 255117.5	-3611.6 -2154.5	26394.2 26394.2	0.85	5082.0 498374.2	0.866 0.007	OK
2F	1	738.3 449214	16630.1 357.5	24.7 24.7	653 794	14474.5 213066.1	-3470.5 -386.3	26121.1 25067.8	0.86	3579.9 351063.7	1.113 0.010	NG
	2	738.3 449214	16630.1 357.5	24.7 24.7	597 597	3426.8 255117.5	-5090.2 -1187.1	26394.2 26394.2	0.93	5811.6 569926.6	0.936 0.009	OK
	3	738.3 449214	16630.1 357.5	24.7 24.7	681 583	7355.3 195836.6	-4081.6 -577.4	25910.5 26394.2	0.89	5329.7 522661.7	0.918 0.008	OK
	4	738.3 449214	16630.1 357.5	24.7 24.7	681 597	6863.9 195836.6	-4081.1 -575.7	25910.5 26394.2	0.89	5409.2 530458.9	0.900 0.008	OK
	5	738.3 449214	16630.1 357.5	24.7 24.7	597 597	9749.9 255117.5	-4564.9 -1223.6	26394.2 26394.2	0.88	4863.6 476955.9	1.069 0.010	NG
1F	1	738.3 449214	16630.1 357.5	24.7 24.7	656 719	16007.9 211419.1	-3203.8 93.6	26102.1 25628.1	0.87	3119.3 305900.5	1.130 0.010	NG
	2	738.3 449214	16630.1 357.5	24.7 24.7	624 624	3558.4 233402.3	-5757.6 273.9	26339.1 26339.1	0.94	5801.2 568900.9	1.061 0.010	NG
	3	738.3 449214	16630.1 357.5	24.7 24.7	671 624	8005.4 201574.3	-5189.1 712.4	25983.6 26339.1	0.91	5216.0 511518.6	1.139 0.010	NG
	4	738.3 449214	16630.1 357.5	24.7 24.7	671 624	7443.6 201574.3	-5278.7 719.2	25983.6 26339.1	0.92	5314.8 521203.2	1.132 0.010	NG
	5	738.3 449214	16630.1 357.5	24.7 24.7	624 624	10869.4 233402.3	-4636.4 -393.1	26339.1 26339.1	0.88	4600.9 451198.3	1.135 0.010	NG

X方向負加力時 Cﾌﾚｰﾑ

階名	軸名	A I	Zp σy	ix iy	lkx lky	N NE	MB MT	Ncrx Ncry	CM	Mcr Mpc	検定比1 検定比2	判定
13F	1	271.0 62796	3767.7 357.5	15.2 15.2	611 555	280.7 34040.0	-170.6 -324.8	8661.0 8911.5	0.93	1345.4 131942.9	0.259 0.002	OK
	2	271.0 62796	3767.7 357.5	15.2 15.2	534 541	214.2 44623.3	-448.2 -572.6	9005.5 8974.2	0.94	1346.1 132004.7	0.425 0.004	OK

階名	軸名	A I	Zp σy	ix iy	lkx lky	N NE	MB MT	Ncrx Ncry	CM	Mcr Mpc	検定比1 検定比2	判定
13F	3	271.0 62796	3767.7 357.5	15.2 15.2	527 534	188.8 45823.0	-470.0 -582.7	9036.8 9005.5	0.94	1346.3 132023.9	0.430 0.004	OK
	4	271.0 62796	3767.7 357.5	15.2 15.2	541 541	313.4 43470.1	-423.4 -591.0	8974.2 8974.2	0.93	1345.1 131906.4	0.445 0.004	OK
	5	271.0 62796	3767.7 357.5	15.2 15.2	555 548	192.5 41293.9	-314.1 -472.8	8911.5 8942.9	0.94	1346.2 132021.2	0.354 0.004	OK
	6	271.0 62796	3767.7 357.5	15.2 15.2	611 555	49.6 34040.0	-53.6 -124.7	8661.0 8911.5	0.97	1346.9 132086.1	0.096 0.001	OK
12F	1	271.0 62796	3767.7 357.5	15.2 15.2	709 583	635.0 25248.2	-234.5 -304.9	8222.5 8786.3	0.86	1339.2 131333.9	0.277 0.002	OK
	2	271.0 62796	3767.7 357.5	15.2 15.2	541 555	438.9 43470.1	-547.9 -614.2	8974.2 8911.5	0.90	1343.3 131729.3	0.466 0.005	OK
	3	271.0 62796	3767.7 357.5	15.2 15.2	527 548	439.9 45823.0	-604.2 -659.4	9036.8 8942.9	0.91	1343.2 131727.5	0.497 0.005	OK
	4	271.0 62796	3767.7 357.5	15.2 15.2	555 555	557.8 41293.9	-516.4 -566.3	8911.5 8911.5	0.89	1341.0 131506.9	0.441 0.004	OK
	5	271.0 62796	3767.7 357.5	15.2 15.2	583 569	373.6 37404.6	-415.7 -465.5	8786.3 8848.9	0.91	1344.3 131828.8	0.359 0.004	OK
	6	271.0 62796	3767.7 357.5	15.2 15.2	709 583	22.5 25248.2	-170.8 -252.2	8222.5 8786.3	0.97	1346.9 132089.8	0.185 0.002	OK
11F	1	271.0 62796	3767.7 357.5	15.2 15.2	657 586	1001.9 29415.7	-341.6 -329.6	8454.9 8770.0	0.82	1327.7 130206.9	0.333 0.003	OK
	2	271.0 62796	3767.7 357.5	15.2 15.2	537 558	648.6 44070.7	-748.7 -695.5	8990.6 8896.1	0.88	1338.9 131301.3	0.571 0.006	OK
	3	271.0 62796	3767.7 357.5	15.2 15.2	530 551	688.5 45255.5	-795.9 -752.2	9022.2 8927.6	0.88	1337.9 131201.1	0.605 0.006	OK
	4	271.0 62796	3767.7 357.5	15.2 15.2	544 558	773.4 42931.8	-702.3 -663.5	8959.1 8896.1	0.87	1335.5 130968.1	0.549 0.005	OK
	5	271.0 62796	3767.7 357.5	15.2 15.2	558 572	564.1 40782.6	-587.8 -555.2	8896.1 8833.1	0.89	1340.9 131493.6	0.456 0.004	OK
10F	1	271.0 62796	3767.7 357.5	15.2 15.2	597 583	1423.9 35662.9	-301.7 -397.4	8723.6 8786.3	0.82	1308.1 128285.4	0.417 0.003	OK
	2	271.0 62796	3767.7 357.5	15.2 15.2	527 555	890.9 45823.0	-859.6 -912.5	9036.8 8911.5	0.86	1331.8 130601.1	0.697 0.007	OK
	3	271.0 62796	3767.7 357.5	15.2 15.2	527 548	912.5 45823.0	-909.0 -957.5	9036.8 8942.9	0.86	1331.0 130528.0	0.728 0.007	OK
	4	271.0 62796	3767.7 357.5	15.2 15.2	527 555	994.5 45823.0	-752.6 -826.4	9036.8 8911.5	0.86	1328.0 130234.7	0.650 0.006	OK
	5	271.0 62796	3767.7 357.5	15.2 15.2	527 569	764.0 45823.0	-640.7 -707.8	9036.8 8848.9	0.88	1335.8 130995.3	0.555 0.005	OK
9F	1	271.0 62796	3767.7 357.5	15.2 15.2	597 583	1852.0 35662.9	-196.6 -438.9	8723.6 8786.3	0.84	1281.3 125653.3	0.499 0.003	OK
	2	271.0 62796	3767.7 357.5	15.2 15.2	527 555	1167.4 45823.0	-840.8 -1056.3	9036.8 8911.5	0.86	1320.9 129533.0	0.820 0.008	OK
	3	271.0 62796	3767.7 357.5	15.2 15.2	527 548	1142.9 45823.0	-1158.8 -1192.0	9036.8 8942.9	0.84	1322.0 129639.1	0.894 0.009	OK
	4	271.0 62796	3767.7 357.5	15.2 15.2	527 555	1149.5 45823.0	-822.4 -990.1	9036.8 8911.5	0.86	1321.7 129610.7	0.774 0.008	OK
	5	271.0 62796	3767.7 357.5	15.2 15.2	527 569	1009.9 45823.0	-567.0 -808.0	9036.8 8848.9	0.87	1327.4 130176.7	0.650 0.006	OK
8F	1	271.0 62796	3767.7 357.5	15.2 15.2	611 597	2261.4 34040.0	-6.2 -555.9	8661.0 8723.6	0.87	1249.1 122492.9	0.646 0.005	OK
	2	271.0 62796	3767.7 357.5	15.2 15.2	527 541	1455.0 45823.0	-600.4 -1132.2	9036.8 8974.2	0.86	1306.4 128117.6	0.912 0.009	OK
	3	271.0 62796	3767.7 357.5	15.2 15.2	527 534	1404.3 45823.0	-918.4 -1266.9	9036.8 9005.5	0.85	1309.2 128389.6	0.980 0.010	OK
	4	271.0 62796	3767.7 357.5	15.2 15.2	527 541	1240.8 45823.0	-595.0 -1147.3	9036.8 8974.2	0.88	1317.5 129201.4	0.904 0.009	OK
	5	271.0 62796	3767.7 357.5	15.2 15.2	527 548	1272.5 45823.0	-353.2 -912.2	9036.8 8942.9	0.88	1316.0 129051.7	0.758 0.007	OK
7F	1	342.8 75445	4635.3 357.5	14.8 14.8	625 611	2656.1 39077.1	61.5 -746.7	10785.9 10867.2	0.88	1553.3 152328.8	0.672 0.005	OK
	2	342.8 75445	4635.3 357.5	14.8 14.8	527 527	1713.5 55053.1	-573.7 -1378.0	11355.1 11355.1	0.88	1613.9 158270.6	0.902 0.009	OK
	3	342.8 75445	4635.3 357.5	14.8 14.8	527 527	1665.6 55053.1	-904.3 -1547.5	11355.1 11355.1	0.86	1616.3 158504.0	0.977 0.010	OK
	4	342.8 75445	4635.3 357.5	14.8 14.8	527 527	1357.5 55053.1	-559.7 -1370.8	11355.1 11355.1	0.89	1630.0 159847.8	0.874 0.009	OK
	5	342.8 75445	4635.3 357.5	14.8 14.8	534 527	1586.3 53611.8	-302.4 -1127.8	11314.5 11355.1	0.89	1620.1 158876.2	0.765 0.007	OK
6F	1	342.8 75445	4635.3 357.5	14.8 14.8	625 625	3041.0 39077.1	-24.4 -792.6	10785.9 10785.9	0.86	1521.1 149165.7	0.726 0.005	OK
	2	342.8 75445	4635.3 357.5	14.8 14.8	527 527	1965.4 55053.1	-678.9 -1374.4	11355.1 11355.1	0.86	1600.3 156933.8	0.912 0.009	OK

階名	軸名	A I	Zp σy	ix iy	lkx lky	N NE	MB MT	Ncrx Ncry	CM	Mcr Mpc	検定比1 検定比2	判定
6F	3	342.8 75445	4635.3 357.5	14.8 14.8	527 527	1925.8 55053.1	-985.8 -1528.4	11355.1 11355.1	0.85	1602.5 157156.1	0.978 0.010	OK
	4	342.8 75445	4635.3 357.5	14.8 14.8	527 527	1473.9 55053.1	-666.2 -1378.4	11355.1 11355.1	0.88	1625.1 159372.4	0.881 0.009	OK
	5	342.8 75445	4635.3 357.5	14.8 14.8	534 527	1900.0 53611.8	-408.1 -1152.4	11314.5 11355.1	0.87	1604.0 157298.7	0.797 0.007	OK
5F	1	342.8 75445	4635.3 357.5	14.8 14.8	686 686	3410.1 32483.1	-231.5 -686.0	10436.0 10436.0	0.78	1486.0 145730.2	0.689 0.005	OK
	2	342.8 75445	4635.3 357.5	14.8 14.8	558 530	2211.2 48997.4	-725.9 -1262.2	11172.4 11336.1	0.83	1585.2 155453.1	0.862 0.008	OK
	3	342.8 75445	4635.3 357.5	14.8 14.8	544 530	2179.6 51579.6	-912.4 -1449.6	11254.3 11336.1	0.83	1587.2 155653.2	0.954 0.009	OK
	4	342.8 75445	4635.3 357.5	14.8 14.8	558 530	1581.7 48997.4	-722.3 -1263.1	11172.4 11336.1	0.86	1620.3 158897.4	0.818 0.008	OK
	5	342.8 75445	4635.3 357.5	14.8 14.8	572 530	2204.4 46604.4	-526.3 -1032.6	11090.6 11336.1	0.84	1585.6 155495.9	0.745 0.007	OK
4F	1	488.3 171787	8355.3 357.5	18.8 18.8	794 794	3786.2 55166.7	-399.2 -483.2	15339.4 15339.4	0.76	2799.6 274551.8	0.379 0.002	OK
	2	488.3 171787	8355.3 357.5	18.8 18.8	611 527	2400.0 93121.7	-1051.3 -1241.3	16530.3 17079.9	0.85	2911.7 285544.3	0.508 0.004	OK
	3	488.3 171787	8355.3 357.5	18.8 18.8	583 527	2454.0 102326.2	-1315.8 -1554.5	16713.5 17079.9	0.86	2908.3 285208.2	0.604 0.005	OK
	4	488.3 171787	8355.3 357.5	18.8 18.8	625 527	1744.1 88978.4	-1043.6 -1230.2	16438.7 17079.9	0.87	2947.3 289028.7	0.472 0.004	OK
	5	488.3 171787	8355.3 357.5	18.8 18.8	653 534	2616.0 81480.2	-784.6 -931.5	16255.5 17034.1	0.83	2897.6 284155.4	0.430 0.003	OK
3F	1	488.3 171787	8355.3 357.5	18.8 18.8	850 850	4161.9 48106.8	-822.4 -306.0	14973.0 14973.0	0.80	2760.6 270723.9	0.519 0.003	OK
	2	488.3 171787	8355.3 357.5	18.8 18.8	639 534	2584.6 85105.6	-1412.7 -880.1	16347.1 17034.1	0.86	2899.7 284365.1	0.577 0.005	OK
	3	488.3 171787	8355.3 357.5	18.8 18.8	611 527	2730.1 93121.7	-1631.3 -1099.2	16530.3 17079.9	0.86	2889.6 283373.8	0.647 0.006	OK
	4	488.3 171787	8355.3 357.5	18.8 18.8	653 527	1912.5 81480.2	-1407.9 -874.6	16255.5 17079.9	0.88	2939.2 288239.3	0.540 0.005	OK
	5	488.3 171787	8355.3 357.5	18.8 18.8	681 541	3042.3 74891.3	-1178.7 -648.5	16072.2 16988.3	0.84	2866.0 281063.3	0.536 0.004	OK
2F	1	488.3 171787	8355.3 357.5	18.8 18.8	850 822	4523.3 48106.8	-1009.7 132.2	14973.0 15156.2	0.87	2719.6 266700.2	0.625 0.004	OK
	2	488.3 171787	8355.3 357.5	18.8 18.8	625 527	2786.4 88978.4	-1710.6 -522.0	16438.7 17079.9	0.88	2885.5 282975.5	0.692 0.006	OK
	3	488.3 171787	8355.3 357.5	18.8 18.8	611 527	2992.0 93121.7	-2035.1 -794.7	16530.3 17079.9	0.88	2870.0 281452.4	0.797 0.007	OK
	4	488.3 171787	8355.3 357.5	18.8 18.8	653 527	2055.9 81480.2	-1697.9 -513.2	16255.5 17079.9	0.90	2931.8 287510.1	0.649 0.006	OK
	5	488.3 171787	8355.3 357.5	18.8 18.8	681 534	3429.3 74891.3	-1406.7 -250.8	16072.2 17034.1	0.87	2833.3 277853.0	0.645 0.005	OK
1F	1	488.3 171787	8355.3 357.5	18.8 18.8	735 735	4885.9 64379.4	-2661.1 367.9	15723.6 15723.6	0.88	2675.0 262327.2	1.160 0.010	NG
	2	488.3 171787	8355.3 357.5	18.8 18.8	640 592	3047.4 84897.9	-2870.6 -185.8	16342.0 16651.1	0.90	2865.6 281023.8	1.083 0.010	NG
	3	488.3 171787	8355.3 357.5	18.8 18.8	640 592	3251.3 84897.9	-2847.5 -358.5	16342.0 16651.1	0.89	2848.9 279377.8	1.081 0.010	NG
	4	488.3 171787	8355.3 357.5	18.8 18.8	656 592	2162.2 80850.3	-2904.1 -183.3	16238.9 16651.1	0.91	2925.9 286935.0	1.045 0.010	NG
	5	488.3 171787	8355.3 357.5	18.8 18.8	671 592	3729.2 77085.5	-2793.0 18.8	16135.9 16651.1	0.89	2805.3 275101.3	1.106 0.010	NG

X方向負加力時 1ﾌﾚｰﾑ

階名	軸名	A I	Zp σy	ix iy	lkx lky	N NE	MB MT	Ncrx Ncry	CM	Mcr Mpc	検定比1 検定比2	判定
13F	A	610.3 257851	11441.0 357.5	20.6 20.6	555 667	352.9 117199.7	-304.8 -541.6	21514.9 20679.0	0.96	4088.7 400966.8	0.144 0.001	OK
	B	610.3 257851	11441.0 357.5	20.6 20.6	548 583	441.3 153590.6	415.4 539.4	21567.2 21305.9	0.95	4087.9 400887.9	0.147 0.001	OK
	C	271.0 62796	3767.7 357.5	15.2 15.2	611 555	280.7 41293.9	247.4 322.3	8661.0 8911.5	0.93	1345.4 131942.9	0.256 0.002	OK
12F	A	610.3 257851	11441.0 357.5	20.6 20.6	583 738	980.8 95917.6	-277.2 -268.1	21305.9 20156.6	0.90	4079.1 400026.0	0.110 0.001	OK
	B	610.3 257851	11441.0 357.5	20.6 20.6	569 653	1131.5 122301.0	242.9 161.9	21410.4 20783.5	0.92	4075.5 399668.4	0.110 0.001	OK
	C	271.0 62796	3767.7 357.5	15.2 15.2	709 583	635.0 37404.6	180.7 164.4	8222.5 8786.3	0.88	1339.2 131333.9	0.197 0.001	OK
11F	A	610.3 257851	11441.0 357.5	20.6 20.6	586 742	1832.3 94729.8	-316.8 -341.4	21278.9 20122.3	0.87	4051.7 397334.8	0.165 0.001	OK

階名	軸名	A I	Zp σy	ix iy	lkx lky	N NE	MB MT	Ncrx Ncry	CM	Mcr Mpc	検定比1 検定比2	判定
11F	B	610.3 257851	11441.0 357.5	20.6 20.6	572 657	2078.7 120786.4	248.3 242.2	21384.0 20753.2	0.87	4040.6 396252.3	0.154 0.001	OK
	C	271.0 62796	3767.7 357.5	15.2 15.2	657 586	1001.9 36941.4	181.4 186.5	8454.9 8770.0	0.84	1327.7 130206.9	0.238 0.001	OK
10F	A	610.3 257851	11441.0 357.5	20.6 20.6	583 738	2701.6 95917.6	-285.6 -324.7	21305.9 20156.6	0.84	4006.5 392907.0	0.203 0.001	OK
	B	610.3 257851	11441.0 357.5	20.6 20.6	569 653	3061.9 122301.0	262.2 214.3	21410.4 20783.5	0.86	3982.7 390573.7	0.204 0.001	OK
	C	271.0 62796	3767.7 357.5	15.2 15.2	597 583	1423.9 37404.6	183.1 175.4	8723.6 8786.3	0.81	1308.1 128285.4	0.278 0.001	OK
9F	A	610.3 257851	11441.0 357.5	20.6 20.6	583 738	3802.7 95917.6	-299.3 -407.2	21305.9 20156.6	0.83	3924.5 384860.8	0.274 0.001	OK
	B	610.3 257851	11441.0 357.5	20.6 20.6	569 653	4274.1 122301.0	225.1 127.3	21410.4 20783.5	0.85	3880.9 380583.3	0.254 0.001	OK
	C	271.0 62796	3767.7 357.5	15.2 15.2	597 583	1852.0 37404.6	166.3 148.3	8723.6 8786.3	0.79	1281.3 125653.3	0.315 0.001	OK
8F	A	610.3 257851	11441.0 357.5	20.6 20.6	583 738	5335.2 95917.6	-440.7 -498.6	21305.9 20156.6	0.78	3764.1 369128.0	0.365 0.001	OK
	B	610.3 257851	11441.0 357.5	20.6 20.6	569 653	5700.0 122301.0	77.7 2.8	21410.4 20783.5	0.89	3717.9 364605.5	0.292 0.000	OK
	C	271.0 62796	3767.7 357.5	15.2 15.2	611 597	2261.4 35662.9	118.4 106.9	8661.0 8723.6	0.76	1249.1 122492.9	0.332 0.001	OK
7F	A	610.3 257851	11441.0 357.5	20.6 20.6	583 738	6880.7 95917.6	-472.2 -437.7	21305.9 20156.6	0.74	3547.8 347917.0	0.434 0.001	OK
	B	610.3 257851	11441.0 357.5	20.6 20.6	569 653	7128.7 122301.0	42.2 18.9	21410.4 20783.5	0.83	3508.0 344013.3	0.352 0.000	OK
	C	342.8 75445	4635.3 357.5	14.8 14.8	625 611	2656.1 40896.7	109.8 111.3	10785.9 10867.2	0.75	1553.3 152328.8	0.300 0.001	OK
6F	A	610.3 257851	11441.0 357.5	20.6 20.6	583 738	8429.1 95917.6	-503.0 -427.4	21305.9 20156.6	0.73	3276.2 321284.1	0.516 0.002	OK
	B	610.3 257851	11441.0 357.5	20.6 20.6	569 653	8565.8 122301.0	10.8 -3.0	21410.4 20783.5	0.90	3249.6 318675.2	0.415 0.000	OK
	C	342.8 75445	4635.3 357.5	14.8 14.8	625 625	3041.0 39077.1	88.7 87.2	10785.9 10785.9	0.72	1521.1 149165.7	0.324 0.001	OK
5F	A	610.3 257851	11441.0 357.5	20.6 20.6	615 799	9979.4 81779.3	-469.6 -415.3	21068.6 19701.8	0.67	2949.2 289221.7	0.594 0.002	OK
	B	610.3 257851	11441.0 357.5	20.6 20.6	601 686	10016.7 111019.1	-77.9 -21.6	21173.7 20542.9	0.81	2940.7 288384.6	0.505 0.000	OK
	C	342.8 75445	4635.3 357.5	14.8 14.8	686 686	3410.1 32483.1	39.9 63.0	10436.0 10436.0	0.74	1486.0 145730.2	0.358 0.000	OK
4F	A	738.3 449214	16630.1 357.5	24.7 24.7	653 906	11548.8 110665.2	-477.4 -452.8	26121.1 24225.2	0.69	4427.6 434202.5	0.538 0.001	OK
	B	738.3 449214	16630.1 357.5	24.7 24.7	639 766	11488.8 155051.1	2.1 78.4	26226.5 25278.5	0.86	4443.3 435743.6	0.467 0.000	OK
	C	488.3 171787	8355.3 357.5	18.8 18.8	794 794	3786.2 55166.7	78.2 121.5	15339.4 15339.4	0.78	2799.6 274551.8	0.281 0.000	OK
3F	A	738.3 449214	16630.1 357.5	24.7 24.7	681 963	13115.4 98108.2	-453.9 -414.4	25910.5 23803.8	0.65	3988.0 391085.8	0.608 0.001	OK
	B	738.3 449214	16630.1 357.5	24.7 24.7	667 794	12972.2 144257.9	-9.9 22.0	26015.8 25067.8	0.92	4030.5 395253.6	0.521 0.000	OK
	C	488.3 171787	8355.3 357.5	18.8 18.8	850 850	4161.9 48106.8	53.2 68.0	14973.0 14973.0	0.74	2760.6 270723.9	0.296 0.000	OK
2F	A	738.3 449214	16630.1 357.5	24.7 24.7	681 906	14677.4 110665.2	-496.8 -400.7	25910.5 24225.2	0.67	3518.9 345087.5	0.671 0.001	OK
	B	738.3 449214	16630.1 357.5	24.7 24.7	653 794	14474.5 144257.9	-149.9 43.6	26121.1 25067.8	0.89	3579.9 351063.7	0.602 0.000	OK
	C	488.3 171787	8355.3 357.5	18.8 18.8	850 822	4523.3 51455.7	-19.0 56.7	14973.0 15156.2	0.90	2719.6 266700.2	0.321 0.000	OK
1F	A	738.3 449214	16630.1 357.5	24.7 24.7	671 766	16212.6 154735.1	-249.5 -194.5	25983.6 25272.6	0.71	3057.9 299872.8	0.675 0.001	OK
	B	738.3 449214	16630.1 357.5	24.7 24.7	656 719	16007.9 175839.0	16.6 355.5	26102.1 25628.1	0.84	3119.3 305900.5	0.680 0.001	OK
	C	488.3 171787	8355.3 357.5	18.8 18.8	735 735	4885.9 64379.4	-24.1 132.8	15723.6 15723.6	0.89	2675.0 262327.2	0.353 0.001	OK

X方向負加力時 2ﾌﾚｰﾑ

階名	軸名	A I	Zp σy	ix iy	lkx lky	N NE	MB MT	Ncrx Ncry	CM	Mcr Mpc	検定比1 検定比2	判定
13F	A	610.3 257851	11441.0 357.5	20.6 20.6	534 639	807.9 127742.6	-539.3 -892.8	21671.7 20888.0	0.94	4082.7 400373.4	0.244 0.002	OK
	B	610.3 257851	11441.0 357.5	20.6 20.6	527 569	1009.0 161279.7	315.0 480.6	21723.9 21410.4	0.93	4078.5 399962.9	0.158 0.001	OK
	C	271.0 62796	3767.7 357.5	15.2 15.2	534 541	214.2 43470.1	31.7 38.5	9005.5 8974.2	0.94	1346.1 132004.7	0.051 0.000	OK

階名	軸名	A I	Zp σy	ix iy	lkx lky	N NE	MB MT	Ncrx Ncry	CM	Mcr Mpc	検定比1 検定比2	判定
12F	A	610.3 257851	11441.0 357.5	20.6 20.6	541 709	1295.2 103674.2	-426.5 -371.2	21619.4 20365.5	0.90	4070.9 399222.0	0.158 0.001	OK
	B	610.3 257851	11441.0 357.5	20.6 20.6	534 625	1513.0 133555.7	158.6 83.0	21671.7 20992.5	0.92	4063.9 398534.8	0.108 0.000	OK
	C	271.0 62796	3767.7 357.5	15.2 15.2	541 555	438.9 41293.9	5.1 9.2	8974.2 8911.5	0.92	1343.3 131729.3	0.056 0.000	OK
11F	A	610.3 257851	11441.0 357.5	20.6 20.6	537 714	1567.6 102390.3	-483.2 -502.5	21646.9 20332.6	0.88	4062.0 398346.0	0.187 0.001	OK
	B	610.3 257851	11441.0 357.5	20.6 20.6	530 615	1782.1 138043.9	166.6 174.7	21699.4 21068.6	0.89	4053.8 397538.9	0.123 0.000	OK
	C	271.0 62796	3767.7 357.5	15.2 15.2	537 558	648.6 40782.6	4.3 6.8	8990.6 8896.1	0.90	1338.9 131301.3	0.077 0.000	OK
10F	A	610.3 257851	11441.0 357.5	20.6 20.6	527 681	2102.8 112411.2	-458.4 -478.4	21723.9 20574.5	0.87	4039.5 396139.0	0.205 0.001	OK
	B	610.3 257851	11441.0 357.5	20.6 20.6	527 597	2283.5 146438.6	162.7 134.4	21723.9 21201.5	0.89	4030.4 395248.4	0.144 0.000	OK
	C	271.0 62796	3767.7 357.5	15.2 15.2	527 555	890.9 41293.9	-0.1 -3.9	9036.8 8911.5	0.93	1331.8 130601.1	0.103 0.000	OK
9F	A	610.3 257851	11441.0 357.5	20.6 20.6	527 681	2419.8 112411.2	-486.2 -539.4	21723.9 20574.5	0.86	4023.1 394528.5	0.234 0.001	OK
	B	610.3 257851	11441.0 357.5	20.6 20.6	527 597	2557.7 146438.6	142.4 82.1	21723.9 21201.5	0.90	4015.2 393757.4	0.152 0.000	OK
	C	271.0 62796	3767.7 357.5	15.2 15.2	527 555	1167.4 41293.9	-7.5 -19.2	9036.8 8911.5	0.88	1320.9 129533.0	0.144 0.000	OK
8F	A	610.3 257851	11441.0 357.5	20.6 20.6	527 681	2338.1 112411.2	-586.5 -585.6	21723.9 20574.5	0.86	4027.5 394965.3	0.239 0.001	OK
	B	610.3 257851	11441.0 357.5	20.6 20.6	527 583	2619.6 153590.6	8.1 -13.7	21723.9 21305.9	0.97	4011.5 393397.2	0.126 0.000	OK
	C	271.0 62796	3767.7 357.5	15.2 15.2	527 541	1455.0 43470.1	-64.7 -54.3	9036.8 8974.2	0.83	1306.4 128117.6	0.203 0.001	OK
7F	A	610.3 257851	11441.0 357.5	20.6 20.6	527 681	2262.4 112411.2	-610.3 -526.1	21723.9 20574.5	0.87	4031.5 395356.2	0.242 0.002	OK
	B	610.3 257851	11441.0 357.5	20.6 20.6	527 569	2713.8 161279.7	-33.9 -42.7	21723.9 21410.4	0.88	4005.8 392832.7	0.136 0.000	OK
	C	342.8 75445	4635.3 357.5	14.8 14.8	527 527	1713.5 55053.1	-95.6 -90.2	11355.1 11355.1	0.83	1613.9 158270.6	0.200 0.001	OK
6F	A	610.3 257851	11441.0 357.5	20.6 20.6	527 681	2188.5 112411.2	-604.4 -518.8	21723.9 20574.5	0.87	4035.3 395725.9	0.238 0.002	OK
	B	610.3 257851	11441.0 357.5	20.6 20.6	527 569	2814.2 161279.7	-24.7 -38.7	21723.9 21410.4	0.89	3999.4 392209.4	0.140 0.000	OK
	C	342.8 75445	4635.3 357.5	14.8 14.8	527 527	1965.4 55053.1	-89.7 -83.2	11355.1 11355.1	0.82	1600.3 156933.8	0.219 0.001	OK
5F	A	610.3 257851	11441.0 357.5	20.6 20.6	551 714	2118.2 102390.3	-550.4 -558.5	21541.7 20332.6	0.86	4038.7 396065.8	0.224 0.001	OK
	B	610.3 257851	11441.0 357.5	20.6 20.6	544 572	2916.9 159282.4	-148.0 -74.4	21594.3 21384.0	0.90	3992.7 391547.8	0.170 0.000	OK
	C	342.8 75445	4635.3 357.5	14.8 14.8	558 530	2211.2 54371.4	-140.5 -107.8	11172.4 11336.1	0.82	1585.2 155453.1	0.271 0.001	OK
4F	A	738.3 449214	16630.1 357.5	24.7 24.7	597 794	2043.6 144257.9	-626.4 -635.2	26394.2 25067.8	0.88	5897.7 578369.7	0.177 0.001	OK
	B	738.3 449214	16630.1 357.5	24.7 24.7	576 583	3083.4 267577.3	-178.8 -165.4	26394.2 26394.2	0.90	5837.1 572421.3	0.144 0.000	OK
	C	488.3 171787	8355.3 357.5	18.8 18.8	611 527	2400.0 125355.9	-227.9 -223.1	16530.3 17079.9	0.86	2911.7 285544.3	0.212 0.001	OK
3F	A	738.3 449214	16630.1 357.5	24.7 24.7	611 822	1970.3 134553.6	-585.5 -553.7	26394.2 24857.1	0.88	5901.1 578698.2	0.167 0.001	OK
	B	738.3 449214	16630.1 357.5	24.7 24.7	597 597	3261.1 255117.5	-139.0 -118.7	26394.2 26394.2	0.90	5824.2 571163.4	0.145 0.000	OK
	C	488.3 171787	8355.3 357.5	18.8 18.8	639 534	2584.6 122074.0	-195.7 -167.0	16347.1 17034.1	0.87	2899.7 284365.1	0.216 0.001	OK
2F	A	738.3 449214	16630.1 357.5	24.7 24.7	611 794	1891.7 144257.9	-696.4 -548.4	26394.2 25067.8	0.90	5904.5 579037.1	0.182 0.001	OK
	B	738.3 449214	16630.1 357.5	24.7 24.7	597 597	3426.8 255117.5	-184.1 -67.6	26394.2 26394.2	0.92	5811.6 569926.6	0.159 0.000	OK
	C	488.3 171787	8355.3 357.5	18.8 18.8	625 527	2786.4 125355.9	-196.5 -147.7	16438.7 17079.9	0.87	2885.5 282975.5	0.228 0.001	OK
1F	A	738.3 449214	16630.1 357.5	24.7 24.7	640 735	1790.6 168348.5	-302.3 -326.7	26220.6 25509.6	0.90	5908.8 579452.3	0.120 0.001	OK
	B	738.3 449214	16630.1 357.5	24.7 24.7	624 624	3558.4 233402.3	72.5 283.2	26339.1 26339.1	0.92	5801.2 568900.9	0.180 0.000	OK
	C	488.3 171787	8355.3 357.5	18.8 18.8	640 592	3047.4 99046.6	-0.0 24.7	16342.0 16651.1	0.91	2865.6 281023.8	0.194 0.000	OK

X方向負加力時 3ﾌﾚｰﾑ

階名	軸名	A I	Zp σy	ix iy	lkx lky	N NE	MB MT	Ncrx Ncry	CM	Mcr Mpc	検定比1 検定比2	判定
13F	A	610.3 257851	11441.0 357.5	20.6 20.6	625 639	433.3 127742.6	-558.4 -1058.6	20992.5 20888.0	0.96	4088.0 400895.8	0.269 0.003	OK
	B	610.3 257851	11441.0 357.5	20.6 20.6	611 569	644.4 161279.7	407.4 725.3	21097.0 21410.4	0.95	4085.4 400640.2	0.200 0.002	OK
	C	271.0 62796	3767.7 357.5	15.2 15.2	527 534	188.8 44623.3	153.1 184.9	9036.8 9005.5	0.94	1346.3 132023.9	0.151 0.001	OK
12F	A	610.3 257851	11441.0 357.5	20.6 20.6	709 709	915.9 103674.2	-424.4 -426.3	20365.5 20365.5	0.91	4080.5 400164.3	0.140 0.001	OK
	B	610.3 257851	11441.0 357.5	20.6 20.6	681 611	1231.8 139774.8	251.5 232.3	20574.5 21097.0	0.91	4072.8 399402.2	0.116 0.001	OK
	C	271.0 62796	3767.7 357.5	15.2 15.2	527 548	439.9 42361.1	120.1 123.1	9036.8 8942.9	0.90	1343.2 131727.5	0.132 0.001	OK
11F	A	610.3 257851	11441.0 357.5	20.6 20.6	657 714	1397.6 102390.3	-469.4 -579.6	20753.2 20332.6	0.89	4067.8 398912.3	0.197 0.001	OK
	B	610.3 257851	11441.0 357.5	20.6 20.6	629 615	1832.6 138043.9	277.9 356.4	20963.5 21068.6	0.90	4051.7 397333.5	0.167 0.001	OK
	C	271.0 62796	3767.7 357.5	15.2 15.2	530 551	688.5 41836.5	121.8 128.7	9022.2 8927.6	0.88	1337.9 131201.1	0.162 0.001	OK
10F	A	610.3 257851	11441.0 357.5	20.6 20.6	597 681	1888.6 112411.2	-455.8 -514.1	21201.5 20574.5	0.88	4049.3 397099.5	0.204 0.001	OK
	B	610.3 257851	11441.0 357.5	20.6 20.6	583 597	2436.9 146438.6	270.1 295.3	21305.9 21201.5	0.88	4022.1 394434.9	0.179 0.001	OK
	C	271.0 62796	3767.7 357.5	15.2 15.2	527 548	912.5 42361.1	121.9 120.0	9036.8 8942.9	0.85	1331.0 130528.0	0.181 0.001	OK
9F	A	610.3 257851	11441.0 357.5	20.6 20.6	597 681	2380.7 112411.2	-457.8 -536.4	21201.5 20574.5	0.87	4025.2 394739.2	0.232 0.001	OK
	B	610.3 257851	11441.0 357.5	20.6 20.6	583 597	3044.7 146438.6	256.6 282.1	21305.9 21201.5	0.86	3984.0 390692.1	0.204 0.001	OK
	C	271.0 62796	3767.7 357.5	15.2 15.2	527 548	1142.9 42361.1	117.4 105.7	9036.8 8942.9	0.84	1322.0 129639.1	0.203 0.001	OK
8F	A	610.3 257851	11441.0 357.5	20.6 20.6	597 681	2876.3 112411.2	-489.1 -558.0	21201.5 20574.5	0.85	3995.4 391812.2	0.259 0.001	OK
	B	610.3 257851	11441.0 357.5	20.6 20.6	583 583	3657.8 153590.6	240.3 252.2	21305.9 21305.9	0.85	3936.9 386074.9	0.225 0.001	OK
	C	271.0 62796	3767.7 357.5	15.2 15.2	527 534	1404.3 44623.3	101.2 77.2	9036.8 9005.5	0.84	1309.2 128389.6	0.221 0.001	OK
7F	A	610.3 257851	11441.0 357.5	20.6 20.6	597 681	3375.7 112411.2	-501.3 -547.0	21201.5 20574.5	0.83	3959.6 388304.6	0.279 0.001	OK
	B	610.3 257851	11441.0 357.5	20.6 20.6	583 569	4267.4 161279.7	225.6 246.7	21305.9 21410.4	0.84	3881.5 380647.4	0.253 0.001	OK
	C	342.8 75445	4635.3 357.5	14.8 14.8	527 527	1665.6 55053.1	107.7 100.5	11355.1 11355.1	0.83	1616.3 158504.0	0.202 0.001	OK
6F	A	610.3 257851	11441.0 357.5	20.6 20.6	597 681	3875.2 112411.2	-504.7 -536.2	21201.5 20574.5	0.82	3918.1 384235.2	0.300 0.001	OK
	B	610.3 257851	11441.0 357.5	20.6 20.6	583 569	4879.3 161279.7	225.7 245.2	21305.9 21410.4	0.83	3817.4 374360.2	0.281 0.001	OK
	C	342.8 75445	4635.3 357.5	14.8 14.8	527 527	1925.8 55053.1	98.8 91.2	11355.1 11355.1	0.82	1602.5 157156.1	0.220 0.001	OK
5F	A	610.3 257851	11441.0 357.5	20.6 20.6	629 714	4373.6 102390.3	-439.2 -529.6	20963.5 20332.6	0.81	3871.0 379616.4	0.325 0.001	OK
	B	610.3 257851	11441.0 357.5	20.6 20.6	615 565	5498.6 163295.0	183.0 232.0	21068.6 21436.6	0.84	3743.8 367138.9	0.310 0.001	OK
	C	342.8 75445	4635.3 357.5	14.8 14.8	544 530	2179.6 54371.4	72.2 84.3	11254.3 11336.1	0.81	1587.2 155653.2	0.237 0.001	OK
4F	A	738.3 449214	16630.1 357.5	24.7 24.7	681 794	4880.5 144257.9	-539.3 -642.5	25910.5 25067.8	0.83	5674.2 556450.9	0.288 0.001	OK
	B	738.3 449214	16630.1 357.5	24.7 24.7	667 569	6107.4 280972.7	224.6 303.5	26015.8 26394.2	0.87	5520.8 541407.8	0.280 0.001	OK
	C	488.3 171787	8355.3 357.5	18.8 18.8	583 527	2454.0 125355.9	114.1 166.7	16713.5 17079.9	0.88	2908.3 285208.2	0.197 0.001	OK
3F	A	738.3 449214	16630.1 357.5	24.7 24.7	709 822	5388.6 134553.6	-506.1 -533.6	25699.8 24857.1	0.81	5614.8 550628.3	0.292 0.001	OK
	B	738.3 449214	16630.1 357.5	24.7 24.7	681 597	6721.6 255117.5	205.8 265.9	25910.5 26394.2	0.86	5431.2 532615.7	0.299 0.000	OK
	C	488.3 171787	8355.3 357.5	18.8 18.8	611 527	2730.1 125355.9	83.1 118.8	16530.3 17079.9	0.87	2889.6 283373.8	0.201 0.000	OK
2F	A	738.3 449214	16630.1 357.5	24.7 24.7	709 794	5891.3 144257.9	-549.6 -534.8	25699.8 25067.8	0.80	5550.3 544301.1	0.312 0.001	OK
	B	738.3 449214	16630.1 357.5	24.7 24.7	681 583	7355.3 267577.3	173.1 279.5	25910.5 26394.2	0.87	5329.7 522661.7	0.326 0.001	OK
	C	488.3 171787	8355.3 357.5	18.8 18.8	611 527	2992.0 125355.9	76.4 114.8	16530.3 17079.9	0.87	2870.0 281452.4	0.215 0.000	OK
1F	A	738.3 449214	16630.1 357.5	24.7 24.7	687 735	6382.9 168348.5	-257.0 -419.7	25865.1 25509.6	0.84	5481.7 537568.1	0.312 0.001	OK

階名	軸名	A I	Zp σy	ix iy	lkx lky	N NE	MB MT	Ncrx Ncry	CM	Mcr Mpc	検定比1 検定比2	判定
1F	B	738.3 449214	16630.1 357.5	24.7 24.7	671 624	8005.4 233402.3	126.9 394.7	25983.6 26339.1	0.88	5216.0 511518.6	0.368 0.001	OK
	C	488.3 171787	8355.3 357.5	18.8 18.8	640 592	3251.3 99046.6	3.4 109.4	16342.0 16651.1	0.91	2848.9 279377.8	0.233 0.000	OK

Ｙ方向正加力時 1ﾌﾚｰﾑ

階名	軸名	A I	Zp σy	ix iy	lkx lky	N NE	MB MT	Ncrx Ncry	CM	Mcr Mpc	検定比1 検定比2	判定
13F	A	610.3 257851	11441.0 357.5	20.6 20.6	555 667	177.5 117199.7	118.1 521.4	21514.9 20679.0	0.98	4089.8 401071.3	0.133 0.001	OK
	B	610.3 257851	11441.0 357.5	20.6 20.6	548 583	545.4 153590.6	948.5 1656.1	21567.2 21305.9	0.95	4086.7 400772.5	0.413 0.004	OK
	C	271.0 62796	3767.7 357.5	15.2 15.2	611 555	279.5 41293.9	296.3 442.6	8661.0 8911.5	0.93	1345.5 131944.1	0.340 0.003	OK
12F	A	610.3 257851	11441.0 357.5	20.6 20.6	583 738	241.4 95917.6	513.3 1049.9	21305.9 20156.6	0.96	4089.5 401041.3	0.260 0.003	OK
	B	610.3 257851	11441.0 357.5	20.6 20.6	569 653	1047.3 122301.0	1295.0 1703.1	21410.4 20783.5	0.92	4077.6 399874.5	0.436 0.004	OK
	C	271.0 62796	3767.7 357.5	15.2 15.2	709 583	679.6 37404.6	434.1 503.7	8222.5 8786.3	0.87	1338.1 131223.8	0.416 0.004	OK
11F	A	610.3 257851	11441.0 357.5	20.6 20.6	586 742	212.5 94729.8	554.9 1268.0	21278.9 20122.3	0.97	4089.6 401056.0	0.311 0.003	OK
	B	610.3 257851	11441.0 357.5	20.6 20.6	572 657	1546.4 120786.4	1489.8 2195.1	21384.0 20753.2	0.91	4062.8 398420.1	0.567 0.006	OK
	C	271.0 62796	3767.7 357.5	15.2 15.2	657 586	1157.0 36941.4	424.1 613.2	8454.9 8770.0	0.85	1321.3 129578.2	0.536 0.005	OK
10F	A	610.3 257851	11441.0 357.5	20.6 20.6	583 738	95.5 95917.6	246.1 1980.6	21305.9 20156.6	0.98	4090.0 401096.5	0.481 0.005	OK
	B	610.3 257851	11441.0 357.5	20.6 20.6	569 653	2076.3 122301.0	980.5 2819.6	21410.4 20783.5	0.91	4040.8 396263.5	0.740 0.007	OK
	C	271.0 62796	3767.7 357.5	15.2 15.2	597 583	1706.0 37404.6	264.3 663.0	8723.6 8786.3	0.85	1291.2 126628.3	0.634 0.005	OK
9F	B	610.3 257851	11441.0 357.5	20.6 20.6	569 653	2613.9 122301.0	732.5 3442.9	21410.4 20783.5	0.91	4011.9 393430.8	0.910 0.009	OK
	C	271.0 62796	3767.7 357.5	15.2 15.2	597 583	2281.6 37404.6	225.8 831.9	8723.6 8786.3	0.84	1247.3 122320.5	0.816 0.007	OK
8F	B	610.3 257851	11441.0 357.5	20.6 20.6	569 653	3136.7 122301.0	864.4 3597.1	21410.4 20783.5	0.90	3977.4 390052.8	0.964 0.009	OK
	C	271.0 62796	3767.7 357.5	15.2 15.2	611 597	2854.0 35662.9	176.7 857.5	8661.0 8723.6	0.83	1191.1 116803.6	0.903 0.007	OK
7F	B	610.3 257851	11441.0 357.5	20.6 20.6	569 653	3642.4 122301.0	1251.3 3398.7	21410.4 20783.5	0.88	3938.2 386201.3	0.931 0.009	OK
	C	342.8 75445	4635.3 357.5	14.8 14.8	625 611	3427.2 40896.7	303.6 898.7	10785.9 10867.2	0.81	1484.3 145561.7	0.795 0.006	OK
6F	B	610.3 257851	11441.0 357.5	20.6 20.6	569 653	4131.2 122301.0	2233.9 2906.1	21410.4 20783.5	0.84	3894.6 381932.9	0.815 0.008	OK
	C	342.8 75445	4635.3 357.5	14.8 14.8	625 625	4001.2 39077.1	534.4 748.3	10785.9 10785.9	0.73	1421.6 139411.1	0.736 0.005	OK
5F	B	610.3 257851	11441.0 357.5	20.6 20.6	601 686	4602.2 111019.1	3475.9 1835.3	21173.7 20542.9	0.84	3847.5 377311.8	0.973 0.009	OK
	C	342.8 75445	4635.3 357.5	14.8 14.8	686 686	4568.7 32483.1	972.1 497.0	10436.0 10436.0	0.72	1350.0 132394.1	0.927 0.007	OK
4F	B	738.3 449214	16630.1 357.5	24.7 24.7	639 766	5054.1 155051.1	3038.2 855.4	26226.5 25278.5	0.88	5654.6 554526.1	0.667 0.005	OK
	C	488.3 171787	8355.3 357.5	18.8 18.8	794 794	5145.1 55166.7	836.6 93.6	15339.4 15339.4	0.83	2641.0 258994.9	0.592 0.003	OK
3F	B	738.3 449214	16630.1 357.5	24.7 24.7	667 794	5502.4 144257.9	3767.1 1288.6	26015.8 25067.8	0.87	5600.7 549245.3	0.792 0.007	OK
	C	488.3 171787	8355.3 357.5	18.8 18.8	850 850	5725.0 48106.8	1150.0 265.5	14973.0 14973.0	0.79	2558.6 250913.3	0.727 0.005	OK
2F	B	738.3 449214	16630.1 357.5	24.7 24.7	653 794	5939.7 144257.9	4409.5 442.5	26121.1 25067.8	0.89	5543.8 543662.3	0.924 0.008	OK
	C	488.3 171787	8355.3 357.5	18.8 18.8	850 822	6291.1 51455.7	1152.8 -85.5	14973.0 15156.2	0.84	2469.7 242194.7	0.789 0.005	OK
1F	B	738.3 449214	16630.1 357.5	24.7 24.7	656 719	6365.1 175839.0	5446.8 -232.0	26102.1 25628.1	0.91	5484.2 537820.6	1.112 0.010	NG
	C	488.3 171787	8355.3 357.5	18.8 18.8	735 735	6830.0 64379.4	2363.9 -112.6	15723.6 15723.6	0.84	2377.3 233130.2	1.182 0.010	NG

Ｙ方向正加力時 2ﾌﾚｰﾑ

階名	軸名	A I	Zp σy	ix iy	lkx lky	N NE	MB MT	Ncrx Ncry	CM	Mcr Mpc	検定比1 検定比2	判定
13F	A	610.3 257851	11441.0 357.5	20.6 20.6	534 639	352.0 127742.6	-56.6 196.0	21671.7 20888.0	0.98	4088.7 400967.6	0.064 0.000	OK

階名	軸名	A I	Zp σy	ix iy	lkx lky	N NE	MB MT	Ncrx Ncry	CM	Mcr Mpc	検定比1 検定比2	判定
13F	B	610.3 257851	11441.0 357.5	20.6 20.6	527 569	814.4 161279.7	1058.8 1806.3	21723.9 21410.4	0.94	4082.6 400361.5	0.457 0.005	OK
	C	271.0 62796	3767.7 357.5	15.2 15.2	534 541	248.1 43470.1	240.5 341.2	9005.5 8974.2	0.94	1345.8 131975.3	0.266 0.003	OK
12F	A	610.3 257851	11441.0 357.5	20.6 20.6	541 709	510.1 103674.2	408.5 982.1	21619.4 20365.5	0.95	4087.2 400814.4	0.254 0.002	OK
	B	610.3 257851	11441.0 357.5	20.6 20.6	534 625	1421.0 133555.7	1376.8 1779.2	21671.7 20992.5	0.91	4067.0 398838.1	0.467 0.004	OK
	C	271.0 62796	3767.7 357.5	15.2 15.2	541 555	606.4 41293.9	381.7 471.1	8974.2 8911.5	0.89	1339.9 131400.6	0.384 0.004	OK
11F	A	610.3 257851	11441.0 357.5	20.6 20.6	537 714	571.2 102390.3	548.0 1186.1	21646.9 20332.6	0.95	4086.4 400740.2	0.304 0.003	OK
	B	610.3 257851	11441.0 357.5	20.6 20.6	530 615	2035.0 138043.9	1783.1 2376.8	21699.4 21068.6	0.89	4042.7 396454.0	0.624 0.006	OK
	C	271.0 62796	3767.7 357.5	15.2 15.2	537 558	1070.7 40782.6	554.4 646.7	8990.6 8896.1	0.85	1325.0 129939.2	0.539 0.005	OK
10F	A	610.3 257851	11441.0 357.5	20.6 20.6	527 681	499.8 112411.2	563.6 2164.6	21723.9 20574.5	0.96	4087.3 400826.1	0.534 0.005	OK
	B	610.3 257851	11441.0 357.5	20.6 20.6	527 597	2676.5 146438.6	1483.1 3236.0	21723.9 21201.5	0.90	4008.1 393058.7	0.853 0.008	OK
	C	271.0 62796	3767.7 357.5	15.2 15.2	527 555	1652.6 41293.9	458.8 871.1	9036.8 8911.5	0.85	1294.7 126965.2	0.756 0.007	OK
9F	A	610.3 257851	11441.0 357.5	20.6 20.6	527 681	342.0 112411.2	355.0 3265.8	21723.9 20574.5	0.97	4088.8 400975.3	0.793 0.008	OK
	B	610.3 257851	11441.0 357.5	20.6 20.6	527 597	3378.7 146438.6	1251.4 3696.3	21723.9 21201.5	0.90	3959.4 388281.7	0.990 0.010	OK
	C	271.0 62796	3767.7 357.5	15.2 15.2	527 555	2267.3 41293.9	358.7 961.5	9036.8 8911.5	0.84	1248.6 122442.6	0.888 0.008	OK
8F	A	610.3 257851	11441.0 357.5	20.6 20.6	527 681	185.4 112411.2	449.9 3338.2	21723.9 20574.5	0.98	4089.8 401068.1	0.808 0.008	OK
	B	610.3 257851	11441.0 357.5	20.6 20.6	527 583	4091.6 153590.6	1928.6 3772.8	21723.9 21305.9	0.88	3898.4 382299.0	1.023 0.010	NG
	C	271.0 62796	3767.7 357.5	15.2 15.2	527 541	2882.3 43470.1	647.8 1039.9	9036.8 8974.2	0.79	1188.0 116498.4	0.975 0.009	OK
7F	A	610.3 257851	11441.0 357.5	20.6 20.6	527 681	30.5 112411.2	968.9 3164.6	21723.9 20574.5	0.99	4090.1 401105.7	0.767 0.008	OK
	B	610.3 257851	11441.0 357.5	20.6 20.6	527 569	4610.2 161279.7	2129.4 3738.5	21723.9 21410.4	0.87	3846.7 377228.8	1.031 0.010	NG
	C	342.8 75445	4635.3 357.5	14.8 14.8	527 527	3708.7 55053.1	811.7 1350.1	11355.1 11355.1	0.79	1454.8 142663.7	1.019 0.009	NG
6F	B	610.3 257851	11441.0 357.5	20.6 20.6	527 569	5143.5 161279.7	2955.6 3429.9	21723.9 21410.4	0.83	3787.1 371384.7	0.962 0.009	OK
	C	342.8 75445	4635.3 357.5	14.8 14.8	527 527	4537.5 55053.1	1011.9 1128.2	11355.1 11355.1	0.73	1354.2 132804.3	0.940 0.008	OK
5F	B	610.3 257851	11441.0 357.5	20.6 20.6	544 572	5691.4 159282.4	3661.9 2567.6	21594.3 21384.0	0.84	3719.1 364715.7	1.045 0.010	NG
	C	342.8 75445	4635.3 357.5	14.8 14.8	558 530	5369.8 54371.4	1195.3 931.8	11172.4 11336.1	0.72	1232.9 120909.4	1.057 0.010	NG
4F	B	738.3 449214	16630.1 357.5	24.7 24.7	576 583	5806.4 267577.3	4769.3 3815.2	26394.2 26394.2	0.87	5561.6 545409.0	0.931 0.009	OK
	C	488.3 171787	8355.3 357.5	18.8 18.8	611 527	6723.6 125355.9	2079.5 2101.3	16530.3 17079.9	0.77	2396.1 234977.9	0.979 0.009	OK
3F	B	738.3 449214	16630.1 357.5	24.7 24.7	597 597	5928.3 255117.5	5020.9 2565.0	26394.2 26394.2	0.88	5545.4 543813.8	0.990 0.009	OK
	C	488.3 171787	8355.3 357.5	18.8 18.8	639 534	8084.7 122074.0	1943.7 1116.2	16347.1 17034.1	0.80	2132.7 209141.8	1.050 0.009	NG
2F	B	738.3 449214	16630.1 357.5	24.7 24.7	597 597	6057.8 255117.5	5410.7 2405.1	26394.2 26394.2	0.89	5527.7 542081.5	1.058 0.010	NG
	C	488.3 171787	8355.3 357.5	18.8 18.8	625 527	9456.6 125355.9	1837.9 1372.3	16438.7 17079.9	0.76	1825.0 178975.5	1.081 0.010	NG
1F	B	738.3 449214	16630.1 357.5	24.7 24.7	624 624	6199.0 233402.3	5473.8 2035.0	26339.1 26339.1	0.89	5508.0 540150.5	1.075 0.010	NG
	C	488.3 171787	8355.3 357.5	18.8 18.8	640 592	10842.4 99046.6	1544.2 1487.4	16342.0 16651.1	0.68	1508.8 147967.5	1.055 0.010	NG

Y方向正加力時 3ﾌﾚｰﾑ

階名	軸名	A I	Zp σy	ix iy	lkx lky	N NE	MB MT	Ncrx Ncry	CM	Mcr Mpc	検定比1 検定比2	判定
13F	A	610.3 257851	11441.0 357.5	20.6 20.6	625 639	371.3 127742.6	-79.9 166.7	20992.5 20888.0	0.99	4088.6 400951.9	0.058 0.000	OK
	B	610.3 257851	11441.0 357.5	20.6 20.6	611 569	880.6 161279.7	987.1 1719.5	21097.0 21410.4	0.94	4081.3 400235.4	0.440 0.004	OK
	C	271.0 62796	3767.7 357.5	15.2 15.2	527 534	230.6 44623.3	208.9 287.5	9036.8 9005.5	0.94	1345.9 131991.0	0.227 0.002	OK

階名	軸名	A I	Zp σy	ix iy	lkx lky	N NE	MB MT	Ncrx Ncry	CM	Mcr Mpc	検定比1 検定比2	判定
12F	A	610.3 257851	11441.0 357.5	20.6 20.6	709 709	562.6 103674.2	395.3 963.5	20365.5 20365.5	0.95	4086.5 400751.1	0.252 0.002	OK
	B	610.3 257851	11441.0 357.5	20.6 20.6	681 611	1602.0 139774.8	1334.7 1727.3	20574.5 21097.0	0.91	4060.7 398223.3	0.465 0.004	OK
	C	271.0 62796	3767.7 357.5	15.2 15.2	527 548	601.6 42361.1	368.6 459.1	9036.8 8942.9	0.89	1340.0 131411.5	0.376 0.003	OK
11F	A	610.3 257851	11441.0 357.5	20.6 20.6	657 714	651.1 102390.3	531.5 1168.3	20753.2 20332.6	0.94	4085.3 400630.4	0.303 0.003	OK
	B	610.3 257851	11441.0 357.5	20.6 20.6	629 615	2318.1 138043.9	1750.9 2338.8	20963.5 21068.6	0.89	4028.6 395069.6	0.626 0.006	OK
	C	271.0 62796	3767.7 357.5	15.2 15.2	530 551	1082.9 41836.5	546.4 634.5	9022.2 8927.6	0.85	1324.5 129889.8	0.532 0.005	OK
10F	A	610.3 257851	11441.0 357.5	20.6 20.6	597 681	602.7 112411.2	563.5 2147.6	21201.5 20574.5	0.95	4086.0 400698.6	0.533 0.005	OK
	B	610.3 257851	11441.0 357.5	20.6 20.6	583 597	3037.3 146438.6	1497.7 3210.8	21305.9 21201.5	0.89	3984.5 390742.3	0.860 0.008	OK
	C	271.0 62796	3767.7 357.5	15.2 15.2	527 548	1694.2 42361.1	457.7 866.9	9036.8 8942.9	0.85	1292.0 126703.4	0.757 0.007	OK
9F	A	610.3 257851	11441.0 357.5	20.6 20.6	597 681	464.9 112411.2	358.4 3267.2	21201.5 20574.5	0.96	4087.7 400863.9	0.796 0.008	OK
	B	610.3 257851	11441.0 357.5	20.6 20.6	583 597	3802.8 146438.6	1285.8 3675.3	21305.9 21201.5	0.89	3924.5 384859.7	1.002 0.010	NG
	C	271.0 62796	3767.7 357.5	15.2 15.2	527 548	2350.6 42361.1	364.5 964.1	9036.8 8942.9	0.84	1241.2 121720.6	0.898 0.008	OK
8F	A	610.3 257851	11441.0 357.5	20.6 20.6	597 681	327.5 112411.2	451.4 3334.6	21201.5 20574.5	0.97	4088.9 400986.2	0.809 0.008	OK
	B	610.3 257851	11441.0 357.5	20.6 20.6	583 583	4571.8 153590.6	1976.8 3730.4	21305.9 21305.9	0.87	3850.7 377624.8	1.031 0.010	NG
	C	271.0 62796	3767.7 357.5	15.2 15.2	527 534	3009.9 44623.3	659.5 1034.1	9036.8 9005.5	0.79	1173.6 115087.9	0.982 0.009	OK
7F	A	610.3 257851	11441.0 357.5	20.6 20.6	597 681	190.5 112411.2	970.4 3163.3	21201.5 20574.5	0.97	4089.7 401066.0	0.763 0.008	OK
	B	610.3 257851	11441.0 357.5	20.6 20.6	583 569	5135.6 161279.7	2169.5 3686.3	21305.9 21410.4	0.86	3788.0 371475.5	1.040 0.010	NG
	C	342.8 75445	4635.3 357.5	14.8 14.8	527 527	3882.6 55053.1	821.3 1339.2	11355.1 11355.1	0.79	1435.3 140759.7	1.025 0.010	NG
6F	A	610.3 257851	11441.0 357.5	20.6 20.6	597 681	54.0 112411.2	1820.4 2560.4	21201.5 20574.5	0.98	4090.1 401103.4	0.617 0.006	OK
	B	610.3 257851	11441.0 357.5	20.6 20.6	583 569	5701.1 161279.7	2951.3 3392.9	21305.9 21410.4	0.82	3717.8 364591.2	0.976 0.009	OK
	C	342.8 75445	4635.3 357.5	14.8 14.8	527 527	4754.3 55053.1	1017.9 1120.3	11355.1 11355.1	0.72	1324.6 129897.9	0.951 0.009	OK
5F	B	610.3 257851	11441.0 357.5	20.6 20.6	615 565	6269.8 163295.0	3591.8 2581.2	21068.6 21436.6	0.83	3639.8 356942.3	1.057 0.010	NG
	C	342.8 75445	4635.3 357.5	14.8 14.8	544 530	5630.2 54371.4	1166.7 930.3	11254.3 11336.1	0.71	1190.8 116776.9	1.059 0.010	NG
4F	B	738.3 449214	16630.1 357.5	24.7 24.7	667 569	6390.5 280972.7	4747.1 3879.5	26015.8 26394.2	0.86	5480.6 537459.3	0.951 0.009	OK
	C	488.3 171787	8355.3 357.5	18.8 18.8	583 527	7020.9 125355.9	2078.4 2130.7	16713.5 17079.9	0.77	2342.7 229740.2	0.999 0.009	OK
3F	B	738.3 449214	16630.1 357.5	24.7 24.7	681 597	6515.5 255117.5	4977.8 2580.0	25910.5 26394.2	0.88	5462.2 535660.0	1.006 0.009	NG
	C	488.3 171787	8355.3 357.5	18.8 18.8	611 527	8406.0 125355.9	1883.3 1123.9	16530.3 17079.9	0.79	2063.4 202349.4	1.045 0.009	NG
2F	B	738.3 449214	16630.1 357.5	24.7 24.7	681 583	6644.4 267577.3	5340.7 2449.6	25910.5 26394.2	0.89	5442.9 533767.3	1.072 0.010	NG
	C	488.3 171787	8355.3 357.5	18.8 18.8	611 527	9796.7 125355.9	1795.5 1437.7	16530.3 17079.9	0.75	1747.4 171365.1	1.081 0.010	NG
1F	B	738.3 449214	16630.1 357.5	24.7 24.7	671 624	6790.6 233402.3	5379.4 2101.9	25983.6 26339.1	0.88	5420.6 531575.5	1.083 0.010	NG
	C	488.3 171787	8355.3 357.5	18.8 18.8	640 592	11203.2 99046.6	1465.8 1453.3	16342.0 16651.1	0.67	1426.5 139892.9	1.054 0.010	NG

Y方向正加力時 4ﾌﾚｰﾑ

階名	軸名	A I	Zp σy	ix iy	lkx lky	N NE	MB MT	Ncrx Ncry	CM	Mcr Mpc	検定比1 検定比2	判定
13F	A	610.3 257851	11441.0 357.5	20.6 20.6	625 639	373.1 127742.6	-79.2 165.7	20992.5 20888.0	0.99	4088.6 400950.4	0.058 0.000	OK
	B	610.3 257851	11441.0 357.5	20.6 20.6	611 569	872.9 161279.7	1021.2 1757.4	21097.0 21410.4	0.94	4081.4 400250.7	0.448 0.004	OK
	C	271.0 62796	3767.7 357.5	15.2 15.2	541 541	261.3 43470.1	223.2 320.9	8974.2 8974.2	0.93	1345.6 131962.6	0.253 0.002	OK
12F	A	610.3 257851	11441.0 357.5	20.6 20.6	709 709	565.3 103674.2	396.1 961.9	20365.5 20365.5	0.95	4086.5 400747.7	0.252 0.002	OK

階名	軸名	A I	Zp σy	ix iy	lkx lky	N NE	MB MT	Ncrx Ncry	CM	Mcr Mpc	検定比1 検定比2	判定
12F	B	610.3 257851	11441.0 357.5	20.6 20.6	681 625	1571.9 133555.7	1357.0 1750.0	20574.5 20992.5	0.90	4061.8 398330.7	0.468 0.004	OK
	C	271.0 62796	3767.7 357.5	15.2 15.2	555 555	615.0 41293.9	366.4 455.0	8911.5 8911.5	0.89	1339.7 131381.0	0.374 0.003	OK
11F	A	610.3 257851	11441.0 357.5	20.6 20.6	657 714	655.0 102390.3	532.2 1164.3	20753.2 20332.6	0.94	4085.2 400624.7	0.302 0.003	OK
	B	610.3 257851	11441.0 357.5	20.6 20.6	629 615	2272.1 138043.9	1769.3 2353.0	20963.5 21068.6	0.89	4031.0 395306.8	0.628 0.006	OK
	C	271.0 62796	3767.7 357.5	15.2 15.2	544 558	1072.0 40782.6	533.9 626.4	8959.1 8896.1	0.85	1325.0 129934.0	0.526 0.005	OK
10F	A	610.3 257851	11441.0 357.5	20.6 20.6	597 681	608.1 112411.2	566.4 2142.6	21201.5 20574.5	0.95	4085.9 400691.3	0.532 0.005	OK
	B	610.3 257851	11441.0 357.5	20.6 20.6	583 597	2984.6 146438.6	1500.0 3215.4	21305.9 21201.5	0.90	3988.1 391099.2	0.859 0.008	OK
	C	271.0 62796	3767.7 357.5	15.2 15.2	527 555	1661.5 41293.9	455.6 855.9	9036.8 8911.5	0.85	1294.1 126909.4	0.747 0.007	OK
9F	A	610.3 257851	11441.0 357.5	20.6 20.6	597 681	471.1 112411.2	360.7 3264.6	21201.5 20574.5	0.96	4087.6 400857.3	0.796 0.008	OK
	B	610.3 257851	11441.0 357.5	20.6 20.6	583 597	3743.7 146438.6	1283.7 3677.2	21305.9 21201.5	0.89	3929.6 385361.3	1.000 0.010	OK
	C	271.0 62796	3767.7 357.5	15.2 15.2	527 555	2296.6 41293.9	359.4 962.6	9036.8 8911.5	0.84	1246.0 122191.9	0.892 0.008	OK
8F	A	610.3 257851	11441.0 357.5	20.6 20.6	597 681	334.6 112411.2	453.3 3332.3	21201.5 20574.5	0.97	4088.9 400980.9	0.808 0.008	OK
	B	610.3 257851	11441.0 357.5	20.6 20.6	583 583	4505.2 153590.6	1973.2 3736.9	21305.9 21305.9	0.87	3857.6 378304.3	1.030 0.010	NG
	C	271.0 62796	3767.7 357.5	15.2 15.2	527 541	2933.1 43470.1	648.7 1035.0	9036.8 8974.2	0.79	1182.3 115944.2	0.977 0.009	OK
7F	A	610.3 257851	11441.0 357.5	20.6 20.6	597 681	198.5 112411.2	971.6 3161.6	21201.5 20574.5	0.97	4089.7 401062.5	0.763 0.008	OK
	B	610.3 257851	11441.0 357.5	20.6 20.6	583 569	5060.8 161279.7	2167.0 3693.6	21305.9 21410.4	0.86	3796.7 372333.2	1.039 0.010	NG
	C	342.8 75445	4635.3 357.5	14.8 14.8	527 527	3782.6 55053.1	812.4 1345.8	11355.1 11355.1	0.79	1446.6 141865.5	1.022 0.009	NG
6F	A	610.3 257851	11441.0 357.5	20.6 20.6	597 681	62.9 112411.2	1822.5 2559.1	21201.5 20574.5	0.98	4090.1 401102.3	0.616 0.006	OK
	B	610.3 257851	11441.0 357.5	20.6 20.6	583 569	5617.3 161279.7	2954.0 3398.4	21305.9 21410.4	0.83	3728.7 365657.2	0.974 0.009	OK
	C	342.8 75445	4635.3 357.5	14.8 14.8	527 527	4632.6 55053.1	1014.2 1124.0	11355.1 11355.1	0.72	1341.4 131545.9	0.944 0.009	OK
5F	B	610.3 257851	11441.0 357.5	20.6 20.6	615 572	6175.7 159282.4	3605.7 2580.2	21068.6 21384.0	0.83	3653.2 358258.2	1.055 0.010	NG
	C	342.8 75445	4635.3 357.5	14.8 14.8	558 530	5484.0 54371.4	1180.7 927.4	11172.4 11336.1	0.72	1214.7 119120.4	1.059 0.010	NG
4F	B	738.3 449214	16630.1 357.5	24.7 24.7	667 576	6284.7 274152.3	4755.7 3869.9	26015.8 26394.2	0.86	5495.8 538955.6	0.948 0.009	OK
	C	488.3 171787	8355.3 357.5	18.8 18.8	625 527	6852.4 125355.9	2079.6 2111.4	16438.7 17079.9	0.77	2373.3 232736.4	0.991 0.009	OK
3F	B	738.3 449214	16630.1 357.5	24.7 24.7	681 597	6397.7 255117.5	4986.9 2576.4	25910.5 26394.2	0.88	5479.5 537356.6	1.004 0.009	NG
	C	488.3 171787	8355.3 357.5	18.8 18.8	653 527	8221.0 125355.9	1905.7 1116.0	16255.5 17079.9	0.80	2103.6 206293.3	1.050 0.009	NG
2F	B	738.3 449214	16630.1 357.5	24.7 24.7	681 597	6513.8 255117.5	5355.7 2444.0	25910.5 26394.2	0.88	5462.5 535684.6	1.068 0.010	NG
	C	488.3 171787	8355.3 357.5	18.8 18.8	653 527	9591.0 125355.9	1830.5 1406.0	16255.5 17079.9	0.76	1794.4 175966.8	1.091 0.010	NG
1F	B	738.3 449214	16630.1 357.5	24.7 24.7	671 624	6632.7 233402.3	5404.5 2093.3	25983.6 26339.1	0.88	5444.7 533939.8	1.081 0.010	NG
	C	488.3 171787	8355.3 357.5	18.8 18.8	656 592	10966.2 99046.6	1517.9 1490.1	16238.9 16651.1	0.67	1480.6 145197.7	1.058 0.010	NG

Y方向正加力時 5ﾌﾚｰﾑ

階名	軸名	A I	Zp σy	ix iy	lkx lky	N NE	MB MT	Ncrx Ncry	CM	Mcr Mpc	検定比1 検定比2	判定
13F	A	610.3 257851	11441.0 357.5	20.6 20.6	534 639	346.6 127742.6	-60.8 185.8	21671.7 20888.0	0.98	4088.8 400971.7	0.061 0.000	OK
	B	610.3 257851	11441.0 357.5	20.6 20.6	527 569	804.0 161279.7	1096.8 1853.1	21723.9 21410.4	0.94	4082.7 400380.5	0.467 0.005	OK
	C	271.0 62796	3767.7 357.5	15.2 15.2	555 548	285.3 42361.1	264.1 390.3	8911.5 8942.9	0.93	1345.4 131938.0	0.304 0.003	OK
12F	A	610.3 257851	11441.0 357.5	20.6 20.6	541 709	498.7 103674.2	410.8 974.3	21619.4 20365.5	0.95	4087.3 400827.3	0.252 0.002	OK
	B	610.3 257851	11441.0 357.5	20.6 20.6	534 625	1389.2 133555.7	1407.7 1798.6	21671.7 20992.5	0.91	4068.0 398938.7	0.470 0.005	OK

階名	軸名	A I	Zp σy	ix iy	lkx lky	N NE	MB MT	Ncrx Ncry	CM	Mcr Mpc	検定比1 検定比2	判定
12F	C	271.0 62796	3767.7 357.5	15.2 15.2	583 569	611.8 39277.2	382.9 468.8	8786.3 8848.9	0.89	1339.8 131388.2	0.383 0.004	OK
11F	A	610.3 257851	11441.0 357.5	20.6 20.6	537 714	555.8 102390.3	545.3 1173.5	21646.9 20332.6	0.95	4086.6 400759.7	0.300 0.003	OK
	B	610.3 257851	11441.0 357.5	20.6 20.6	530 615	1990.3 138043.9	1806.6 2392.4	21699.4 21068.6	0.89	4044.8 396656.3	0.625 0.006	OK
	C	271.0 62796	3767.7 357.5	15.2 15.2	558 572	1033.4 38790.8	542.4 638.7	8896.1 8833.1	0.85	1326.5 130086.5	0.531 0.005	OK
10F	A	610.3 257851	11441.0 357.5	20.6 20.6	527 681	482.3 112411.2	570.9 2144.4	21723.9 20574.5	0.96	4087.5 400845.4	0.528 0.005	OK
	B	610.3 257851	11441.0 357.5	20.6 20.6	527 611	2625.7 139774.8	1490.0 3231.5	21723.9 21097.0	0.90	4011.2 393361.1	0.849 0.008	OK
	C	271.0 62796	3767.7 357.5	15.2 15.2	527 569	1571.7 39277.2	455.6 856.1	9036.8 8848.9	0.85	1299.7 127454.3	0.738 0.007	OK
9F	A	610.3 257851	11441.0 357.5	20.6 20.6	527 681	325.8 112411.2	362.5 3259.8	21723.9 20574.5	0.97	4088.9 400987.5	0.791 0.008	OK
	B	610.3 257851	11441.0 357.5	20.6 20.6	527 611	3319.4 139774.8	1255.2 3693.8	21723.9 21097.0	0.90	3963.9 388727.8	0.987 0.010	OK
	C	271.0 62796	3767.7 357.5	15.2 15.2	527 569	2143.4 39277.2	350.5 961.7	9036.8 8848.9	0.84	1259.0 123468.2	0.877 0.008	OK
8F	A	610.3 257851	11441.0 357.5	20.6 20.6	527 681	174.6 112411.2	455.4 3330.8	21723.9 20574.5	0.98	4089.8 401072.5	0.806 0.008	OK
	B	610.3 257851	11441.0 357.5	20.6 20.6	527 597	4020.1 146438.6	1924.9 3774.1	21723.9 21201.5	0.87	3905.0 382950.6	1.020 0.010	NG
	C	271.0 62796	3767.7 357.5	15.2 15.2	527 548	2713.9 42361.1	633.1 1044.0	9036.8 8942.9	0.80	1206.0 118267.3	0.963 0.009	OK
7F	A	610.3 257851	11441.0 357.5	20.6 20.6	527 681	28.4 112411.2	972.6 3159.5	21723.9 20574.5	0.99	4090.1 401105.8	0.766 0.008	OK
	B	610.3 257851	11441.0 357.5	20.6 20.6	527 583	4523.8 153590.6	2127.2 3746.4	21723.9 21305.9	0.87	3855.7 378114.8	1.029 0.010	NG
	C	342.8 75445	4635.3 357.5	14.8 14.8	534 527	3494.7 55053.1	801.4 1360.4	11314.5 11355.1	0.80	1477.4 144887.6	1.010 0.009	NG
6F	B	610.3 257851	11441.0 357.5	20.6 20.6	527 583	5039.7 153590.6	2960.4 3434.8	21723.9 21305.9	0.83	3799.2 372572.8	0.958 0.009	OK
	C	342.8 75445	4635.3 357.5	14.8 14.8	534 527	4277.2 55053.1	1004.8 1133.2	11314.5 11355.1	0.74	1388.0 136115.1	0.925 0.008	OK
5F	B	610.3 257851	11441.0 357.5	20.6 20.6	544 572	5566.2 159282.4	3673.8 2564.9	21594.3 21384.0	0.84	3735.2 366299.3	1.043 0.010	NG
	C	342.8 75445	4635.3 357.5	14.8 14.8	572 530	5060.9 54371.4	1231.6 930.2	11090.6 11336.1	0.73	1280.3 125557.4	1.056 0.010	NG
4F	B	738.3 449214	16630.1 357.5	24.7 24.7	576 583	5659.2 267577.3	4775.9 3808.0	26394.2 26394.2	0.87	5580.8 547292.6	0.928 0.009	OK
	C	488.3 171787	8355.3 357.5	18.8 18.8	653 534	6365.2 122074.0	2084.9 2059.7	16255.5 17034.1	0.77	2457.4 240992.6	0.961 0.009	OK
3F	B	738.3 449214	16630.1 357.5	24.7 24.7	597 597	5758.2 255117.5	5033.9 2562.6	26394.2 26394.2	0.89	5568.0 546031.8	0.986 0.009	OK
	C	488.3 171787	8355.3 357.5	18.8 18.8	681 541	7677.1 118919.3	1993.7 1102.8	16072.2 16988.3	0.80	2216.6 217377.5	1.050 0.009	NG
2F	B	738.3 449214	16630.1 357.5	24.7 24.7	597 597	5860.8 255117.5	5430.5 2394.9	26394.2 26394.2	0.89	5554.4 544701.6	1.055 0.010	NG
	C	488.3 171787	8355.3 357.5	18.8 18.8	681 534	8996.8 122074.0	1919.2 1308.0	16072.2 17034.1	0.77	1930.0 189263.8	1.095 0.010	NG
1F	B	738.3 449214	16630.1 357.5	24.7 24.7	624 624	5971.6 233402.3	5509.9 2016.8	26339.1 26339.1	0.89	5539.5 543238.2	1.074 0.010	NG
	C	488.3 171787	8355.3 357.5	18.8 18.8	671 592	10320.9 99046.6	1653.4 1394.5	16135.9 16651.1	0.70	1627.8 159635.6	1.074 0.010	NG

Y方向正加力時 6ﾌﾚｰﾑ

階名	軸名	A I	Zp σy	ix iy	lkx lky	N NE	MB MT	Ncrx Ncry	CM	Mcr Mpc	検定比1 検定比2	判定
13F	A	610.3 257851	11441.0 357.5	20.6 20.6	555 667	186.3 117199.7	100.5 491.1	21514.9 20679.0	0.98	4089.8 401067.7	0.126 0.001	OK
	B	610.3 257851	11441.0 357.5	20.6 20.6	548 583	531.3 153590.6	932.5 1628.4	21567.2 21305.9	0.95	4086.9 400789.6	0.406 0.004	OK
	C	271.0 62796	3767.7 357.5	15.2 15.2	611 555	267.0 41293.9	296.9 442.7	8661.0 8911.5	0.93	1345.6 131957.0	0.339 0.003	OK
12F	A	610.3 257851	11441.0 357.5	20.6 20.6	583 738	260.6 95917.6	496.5 1022.8	21305.9 20156.6	0.96	4089.4 401030.4	0.254 0.003	OK
	B	610.3 257851	11441.0 357.5	20.6 20.6	569 653	1016.6 122301.0	1269.8 1672.2	21410.4 20783.5	0.92	4078.3 399945.6	0.428 0.004	OK
	C	271.0 62796	3767.7 357.5	15.2 15.2	709 583	653.9 37404.6	431.2 499.2	8222.5 8786.3	0.88	1338.8 131288.1	0.410 0.004	OK
11F	A	610.3 257851	11441.0 357.5	20.6 20.6	586 742	238.6 94729.8	540.2 1227.6	21278.9 20122.3	0.96	4089.5 401042.7	0.302 0.003	OK

階名	軸名	A I	Zp σy	ix iy	lkx lky	N NE	MB MT	Ncrx Ncry	CM	Mcr Mpc	検定比1 検定比2	判定
11F	B	610.3 257851	11441.0 357.5	20.6 20.6	572 657	1503.1 120786.4	1489.9 2155.1	21384.0 20753.2	0.91	4064.3 398568.6	0.556 0.005	OK
	C	271.0 62796	3767.7 357.5	15.2 15.2	657 586	1117.9 36941.4	426.3 607.4	8454.9 8770.0	0.85	1323.0 129745.4	0.528 0.005	OK
10F	A	610.3 257851	11441.0 357.5	20.6 20.6	583 738	115.8 95917.6	258.3 1946.8	21305.9 20156.6	0.98	4090.0 401091.7	0.473 0.005	OK
	B	610.3 257851	11441.0 357.5	20.6 20.6	569 653	2030.0 122301.0	994.0 2801.9	21410.4 20783.5	0.91	4042.9 396477.2	0.733 0.007	OK
	C	271.0 62796	3767.7 357.5	15.2 15.2	597 583	1649.7 37404.6	268.6 660.4	8723.6 8786.3	0.85	1294.9 126982.9	0.626 0.005	OK
9F	B	610.3 257851	11441.0 357.5	20.6 20.6	569 653	2571.5 122301.0	740.8 3430.6	21410.4 20783.5	0.91	4014.4 393677.9	0.905 0.009	OK
	C	271.0 62796	3767.7 357.5	15.2 15.2	597 583	2214.0 37404.6	226.2 827.6	8723.6 8786.3	0.85	1253.1 122890.6	0.806 0.007	OK
8F	B	610.3 257851	11441.0 357.5	20.6 20.6	569 653	3104.2 122301.0	871.1 3589.5	21410.4 20783.5	0.90	3979.8 390281.0	0.961 0.009	OK
	C	271.0 62796	3767.7 357.5	15.2 15.2	611 597	2778.2 35662.9	179.3 857.3	8661.0 8723.6	0.83	1199.2 117605.0	0.895 0.007	OK
7F	B	610.3 257851	11441.0 357.5	20.6 20.6	569 653	3624.0 122301.0	1257.7 3392.2	21410.4 20783.5	0.88	3939.7 386351.6	0.928 0.009	OK
	C	342.8 75445	4635.3 357.5	14.8 14.8	625 611	3345.8 40896.7	305.3 895.9	10785.9 10867.2	0.81	1492.4 146357.1	0.786 0.006	OK
6F	B	610.3 257851	11441.0 357.5	20.6 20.6	569 653	4131.6 122301.0	2243.2 2899.3	21410.4 20783.5	0.84	3894.6 381929.3	0.813 0.008	OK
	C	342.8 75445	4635.3 357.5	14.8 14.8	625 625	3916.5 39077.1	536.7 746.7	10785.9 10785.9	0.73	1431.5 140378.3	0.728 0.005	OK
5F	B	610.3 257851	11441.0 357.5	20.6 20.6	601 686	4626.4 111019.1	3462.5 1829.0	21173.7 20542.9	0.84	3844.9 377060.7	0.971 0.009	OK
	C	342.8 75445	4635.3 357.5	14.8 14.8	686 686	4483.4 32483.1	969.5 495.0	10436.0 10436.0	0.72	1361.4 133508.8	0.918 0.007	OK
4F	B	738.3 449214	16630.1 357.5	24.7 24.7	639 766	5102.8 155051.1	3043.2 868.4	26226.5 25278.5	0.88	5649.0 553974.9	0.669 0.005	OK
	C	488.3 171787	8355.3 357.5	18.8 18.8	794 794	5059.8 55166.7	837.8 96.6	15339.4 15339.4	0.83	2652.4 260110.2	0.586 0.003	OK
3F	B	738.3 449214	16630.1 357.5	24.7 24.7	667 794	5577.7 144257.9	3767.1 1282.2	26015.8 25067.8	0.87	5591.3 548314.3	0.795 0.007	OK
	C	488.3 171787	8355.3 357.5	18.8 18.8	850 850	5640.8 48106.8	1150.8 264.0	14973.0 14973.0	0.79	2571.1 252141.1	0.721 0.005	OK
2F	B	738.3 449214	16630.1 357.5	24.7 24.7	653 794	6045.4 144257.9	4388.5 446.1	26121.1 25067.8	0.89	5529.4 542248.4	0.925 0.008	OK
	C	488.3 171787	8355.3 357.5	18.8 18.8	850 822	6210.0 51455.7	1143.0 -85.7	14973.0 15156.2	0.84	2482.9 243493.7	0.780 0.005	OK
1F	B	738.3 449214	16630.1 357.5	24.7 24.7	656 719	6502.8 175839.0	5424.7 -208.9	26102.1 25628.1	0.91	5464.1 535844.4	1.114 0.010	NG
	C	488.3 171787	8355.3 357.5	18.8 18.8	735 735	6761.0 64379.4	2368.9 -102.5	15723.6 15723.6	0.84	2389.5 234333.1	1.179 0.010	NG

Y方向正加力時 Aﾌﾚｰﾑ

階名	軸名	A I	Zp σy	ix iy	lkx lky	N NE	MB MT	Ncrx Ncry	CM	Mcr Mpc	検定比1 検定比2	判定
13F	1	610.3 257851	11441.0 357.5	20.6 20.6	555 667	177.5 169560.9	-90.7 -119.7	21514.9 20679.0	0.97	4089.8 401071.3	0.037 0.000	OK
	2	610.3 257851	11441.0 357.5	20.6 20.6	534 639	352.0 183231.9	-68.4 -83.5	21671.7 20888.0	0.96	4088.7 400967.6	0.036 0.000	OK
	3	610.3 257851	11441.0 357.5	20.6 20.6	625 639	371.3 133555.7	-13.5 -15.6	20992.5 20888.0	0.95	4088.6 400951.9	0.021 0.000	OK
	4	610.3 257851	11441.0 357.5	20.6 20.6	625 639	373.1 133555.7	0.9 -0.7	20992.5 20888.0	1.00	4088.6 400950.4	0.018 0.000	OK
	5	610.3 257851	11441.0 357.5	20.6 20.6	534 639	346.6 183231.9	70.8 84.1	21671.7 20888.0	0.96	4088.8 400971.7	0.036 0.000	OK
	6	610.3 257851	11441.0 357.5	20.6 20.6	555 667	186.3 169560.9	100.1 128.8	21514.9 20679.0	0.97	4089.8 401067.7	0.040 0.000	OK
12F	1	610.3 257851	11441.0 357.5	20.6 20.6	583 738	241.4 153590.6	-74.2 -74.6	21305.9 20156.6	0.96	4089.5 401041.3	0.030 0.000	OK
	2	610.3 257851	11441.0 357.5	20.6 20.6	541 709	510.1 178496.7	-58.5 -62.4	21619.4 20365.5	0.95	4087.2 400814.4	0.040 0.000	OK
	3	610.3 257851	11441.0 357.5	20.6 20.6	709 709	562.6 103674.2	-11.0 -11.6	20365.5 20365.5	0.93	4086.5 400751.1	0.030 0.000	OK
	4	610.3 257851	11441.0 357.5	20.6 20.6	709 709	565.3 103674.2	0.8 -1.9	20365.5 20365.5	0.98	4086.5 400747.7	0.028 0.000	OK
	5	610.3 257851	11441.0 357.5	20.6 20.6	541 709	498.7 178496.7	57.6 55.2	21619.4 20365.5	0.95	4087.3 400827.3	0.038 0.000	OK
	6	610.3 257851	11441.0 357.5	20.6 20.6	583 738	260.6 153590.6	79.5 73.2	21305.9 20156.6	0.96	4089.4 401030.4	0.032 0.000	OK

階名	軸名	A I	Zp σy	ix iy	lkx lky	N NE	MB MT	Ncrx Ncry	CM	Mcr Mpc	検定比1 検定比2	判定
11F	1	610.3 257851	11441.0 357.5	20.6 20.6	586 742	212.5 151688.6	-75.9 -85.2	21278.9 20122.3	0.96	4089.6 401056.0	0.031 0.000	OK
	2	610.3 257851	11441.0 357.5	20.6 20.6	537 714	571.2 180962.8	-63.7 -69.2	21646.9 20332.6	0.95	4086.4 400740.2	0.044 0.000	OK
	3	610.3 257851	11441.0 357.5	20.6 20.6	657 714	651.1 120786.4	-19.1 -17.5	20753.2 20332.6	0.93	4085.3 400630.4	0.036 0.000	OK
	4	610.3 257851	11441.0 357.5	20.6 20.6	657 714	655.0 120786.4	-3.4 -6.7	20753.2 20332.6	0.94	4085.2 400624.7	0.034 0.000	OK
	5	610.3 257851	11441.0 357.5	20.6 20.6	537 714	555.8 180962.8	49.8 47.4	21646.9 20332.6	0.95	4086.6 400759.7	0.039 0.000	OK
	6	610.3 257851	11441.0 357.5	20.6 20.6	586 742	238.6 151688.6	75.7 73.6	21278.9 20122.3	0.96	4089.5 401042.7	0.030 0.000	OK
10F	1	610.3 257851	11441.0 357.5	20.6 20.6	583 738	95.5 153590.6	-77.8 -86.8	21305.9 20156.6	0.98	4090.0 401096.5	0.025 0.000	OK
	2	610.3 257851	11441.0 357.5	20.6 20.6	527 681	499.8 188158.0	-70.2 -78.7	21723.9 20574.5	0.95	4087.3 400826.1	0.043 0.000	OK
	3	610.3 257851	11441.0 357.5	20.6 20.6	597 681	602.7 146438.6	-28.5 -31.5	21201.5 20574.5	0.94	4086.0 400698.6	0.037 0.000	OK
	4	610.3 257851	11441.0 357.5	20.6 20.6	597 681	608.1 146438.6	-12.4 -16.4	21201.5 20574.5	0.94	4085.9 400691.3	0.033 0.000	OK
	5	610.3 257851	11441.0 357.5	20.6 20.6	527 681	482.3 188158.0	33.8 30.8	21723.9 20574.5	0.95	4087.5 400845.4	0.031 0.000	OK
	6	610.3 257851	11441.0 357.5	20.6 20.6	583 738	115.8 153590.6	62.5 58.1	21305.9 20156.6	0.97	4090.0 401091.7	0.021 0.000	OK
9F	2	610.3 257851	11441.0 357.5	20.6 20.6	527 681	342.0 188158.0	-75.7 -82.7	21723.9 20574.5	0.96	4088.8 400975.3	0.036 0.000	OK
	3	610.3 257851	11441.0 357.5	20.6 20.6	597 681	464.9 146438.6	-35.7 -35.9	21201.5 20574.5	0.94	4087.7 400863.9	0.031 0.000	OK
	4	610.3 257851	11441.0 357.5	20.6 20.6	597 681	471.1 146438.6	-21.1 -22.7	21201.5 20574.5	0.95	4087.6 400857.3	0.028 0.000	OK
	5	610.3 257851	11441.0 357.5	20.6 20.6	527 681	325.8 188158.0	17.8 16.0	21723.9 20574.5	0.96	4088.9 400987.5	0.020 0.000	OK
8F	2	610.3 257851	11441.0 357.5	20.6 20.6	527 681	185.4 188158.0	-76.9 -82.9	21723.9 20574.5	0.97	4089.8 401068.1	0.029 0.000	OK
	3	610.3 257851	11441.0 357.5	20.6 20.6	597 681	327.5 146438.6	-39.9 -38.6	21201.5 20574.5	0.95	4088.9 400986.2	0.025 0.000	OK
	4	610.3 257851	11441.0 357.5	20.6 20.6	597 681	334.6 146438.6	-26.7 -26.5	21201.5 20574.5	0.95	4088.9 400980.9	0.022 0.000	OK
	5	610.3 257851	11441.0 357.5	20.6 20.6	527 681	174.6 188158.0	5.4 4.9	21723.9 20574.5	0.97	4089.8 401072.5	0.010 0.000	OK
7F	2	610.3 257851	11441.0 357.5	20.6 20.6	527 681	30.5 188158.0	-77.2 -82.9	21723.9 20574.5	0.99	4090.1 401105.7	0.022 0.000	OK
	3	610.3 257851	11441.0 357.5	20.6 20.6	597 681	190.5 146438.6	-43.2 -41.3	21201.5 20574.5	0.96	4089.7 401066.0	0.019 0.000	OK
	4	610.3 257851	11441.0 357.5	20.6 20.6	597 681	198.5 146438.6	-31.7 -30.5	21201.5 20574.5	0.96	4089.7 401062.5	0.017 0.000	OK
	5	610.3 257851	11441.0 357.5	20.6 20.6	527 681	28.4 188158.0	-6.5 -6.5	21723.9 20574.5	0.99	4090.1 401105.8	0.003 0.000	OK
6F	3	610.3 257851	11441.0 357.5	20.6 20.6	597 681	54.0 146438.6	-47.5 -43.6	21201.5 20574.5	0.98	4090.1 401103.4	0.014 0.000	OK
	4	610.3 257851	11441.0 357.5	20.6 20.6	597 681	62.9 146438.6	-37.7 -34.3	21201.5 20574.5	0.98	4090.1 401102.3	0.012 0.000	OK

Y方向正加力時 Bﾌﾚｰﾑ

階名	軸名	A I	Zp σy	ix iy	lkx lky	N NE	MB MT	Ncrx Ncry	CM	Mcr Mpc	検定比1 検定比2	判定
13F	1	610.3 257851	11441.0 357.5	20.6 20.6	548 583	545.4 173942.8	-239.0 -302.8	21567.2 21305.9	0.95	4086.7 400772.5	0.096 0.001	OK
	2	610.3 257851	11441.0 357.5	20.6 20.6	527 569	814.4 188158.0	-218.1 -259.1	21723.9 21410.4	0.94	4082.6 400361.5	0.098 0.001	OK
	3	610.3 257851	11441.0 357.5	20.6 20.6	611 569	880.6 139774.8	-25.1 -26.0	21097.0 21410.4	0.92	4081.3 400235.4	0.048 0.000	OK
	4	610.3 257851	11441.0 357.5	20.6 20.6	611 569	872.9 139774.8	51.0 56.8	21097.0 21410.4	0.93	4081.4 400250.7	0.054 0.000	OK
	5	610.3 257851	11441.0 357.5	20.6 20.6	527 569	804.0 188158.0	205.4 245.4	21723.9 21410.4	0.94	4082.7 400380.5	0.094 0.001	OK
	6	610.3 257851	11441.0 357.5	20.6 20.6	548 583	531.3 173942.8	219.7 280.8	21567.2 21305.9	0.95	4086.9 400789.6	0.090 0.001	OK
12F	1	610.3 257851	11441.0 357.5	20.6 20.6	569 653	1047.3 161279.7	-193.6 -183.4	21410.4 20783.5	0.92	4077.6 399874.5	0.094 0.000	OK
	2	610.3 257851	11441.0 357.5	20.6 20.6	534 625	1421.0 183231.9	-180.7 -177.7	21671.7 20992.5	0.91	4067.0 398838.1	0.108 0.000	OK
	3	610.3 257851	11441.0 357.5	20.6 20.6	681 611	1602.0 112411.2	-18.8 -13.6	20574.5 21097.0	0.90	4060.7 398223.3	0.082 0.000	OK

階名	軸名	A I	Zp σy	ix iy	lkx lky	N NE	MB MT	Ncrx Ncry	CM	Mcr Mpc	検定比1 検定比2	判定
12F	4	610.3 257851	11441.0 357.5	20.6 20.6	681 625	1571.9 112411.2	40.7 34.1	20574.5 20992.5	0.89	4061.8 398330.7	0.085 0.000	OK
	5	610.3 257851	11441.0 357.5	20.6 20.6	534 625	1389.2 183231.9	173.8 174.7	21671.7 20992.5	0.91	4068.0 398938.7	0.105 0.000	OK
	6	610.3 257851	11441.0 357.5	20.6 20.6	569 653	1016.6 161279.7	180.7 174.8	21410.4 20783.5	0.92	4078.3 399945.6	0.090 0.000	OK
11F	1	610.3 257851	11441.0 357.5	20.6 20.6	572 657	1546.4 159282.4	-192.2 -196.2	21384.0 20753.2	0.90	4062.8 398420.1	0.118 0.000	OK
	2	610.3 257851	11441.0 357.5	20.6 20.6	530 615	2035.0 185827.9	-182.9 -181.0	21699.4 21068.6	0.90	4042.7 396454.0	0.137 0.000	OK
	3	610.3 257851	11441.0 357.5	20.6 20.6	629 615	2318.1 131901.8	-23.5 -14.1	20963.5 21068.6	0.89	4028.6 395069.6	0.116 0.000	OK
	4	610.3 257851	11441.0 357.5	20.6 20.6	629 615	2272.1 131901.8	57.3 42.4	20963.5 21068.6	0.89	4031.0 395306.8	0.121 0.000	OK
	5	610.3 257851	11441.0 357.5	20.6 20.6	530 615	1990.3 185827.9	183.7 185.0	21699.4 21068.6	0.90	4044.8 396656.3	0.135 0.000	OK
	6	610.3 257851	11441.0 357.5	20.6 20.6	572 657	1503.1 159282.4	182.2 191.7	21384.0 20753.2	0.91	4064.3 398568.6	0.115 0.000	OK
10F	1	610.3 257851	11441.0 357.5	20.6 20.6	569 653	2076.3 161279.7	-181.1 -179.0	21410.4 20783.5	0.89	4040.8 396263.5	0.140 0.000	OK
	2	610.3 257851	11441.0 357.5	20.6 20.6	527 597	2676.5 188158.0	-174.8 -168.5	21723.9 21201.5	0.88	4008.1 393058.7	0.165 0.000	OK
	3	610.3 257851	11441.0 357.5	20.6 20.6	583 597	3037.3 153590.6	-19.6 -15.4	21305.9 21201.5	0.87	3984.5 390742.3	0.148 0.000	OK
	4	610.3 257851	11441.0 357.5	20.6 20.6	583 597	2984.6 153590.6	65.3 61.3	21305.9 21201.5	0.86	3988.1 391099.2	0.155 0.000	OK
	5	610.3 257851	11441.0 357.5	20.6 20.6	527 611	2625.7 188158.0	189.0 187.9	21723.9 21097.0	0.88	4011.2 393361.1	0.166 0.000	OK
	6	610.3 257851	11441.0 357.5	20.6 20.6	569 653	2030.0 161279.7	178.8 184.3	21410.4 20783.5	0.89	4042.9 396477.2	0.138 0.000	OK
9F	1	610.3 257851	11441.0 357.5	20.6 20.6	569 653	2613.9 161279.7	-162.1 -157.2	21410.4 20783.5	0.87	4011.9 393430.8	0.161 0.000	OK
	2	610.3 257851	11441.0 357.5	20.6 20.6	527 597	3378.7 188158.0	-152.1 -132.5	21723.9 21201.5	0.87	3959.4 388281.7	0.192 0.000	OK
	3	610.3 257851	11441.0 357.5	20.6 20.6	583 597	3802.8 153590.6	-11.1 -6.6	21305.9 21201.5	0.87	3924.5 384859.7	0.182 0.000	OK
	4	610.3 257851	11441.0 357.5	20.6 20.6	583 597	3743.7 153590.6	68.0 55.3	21305.9 21201.5	0.86	3929.6 385361.3	0.191 0.000	OK
	5	610.3 257851	11441.0 357.5	20.6 20.6	527 611	3319.4 188158.0	180.5 162.5	21723.9 21097.0	0.87	3963.9 388727.8	0.197 0.000	OK
	6	610.3 257851	11441.0 357.5	20.6 20.6	569 653	2571.5 161279.7	171.2 173.1	21410.4 20783.5	0.87	4014.4 393677.9	0.161 0.000	OK
8F	1	610.3 257851	11441.0 357.5	20.6 20.6	569 653	3136.7 161279.7	-138.8 -136.4	21410.4 20783.5	0.86	3977.4 390052.8	0.181 0.000	OK
	2	610.3 257851	11441.0 357.5	20.6 20.6	527 583	4091.6 188158.0	-124.8 -104.1	21723.9 21305.9	0.86	3898.4 382299.0	0.219 0.000	OK
	3	610.3 257851	11441.0 357.5	20.6 20.6	583 583	4571.8 153590.6	-3.4 -1.7	21305.9 21305.9	0.87	3850.7 377624.8	0.215 0.000	OK
	4	610.3 257851	11441.0 357.5	20.6 20.6	583 583	4505.2 153590.6	67.1 48.9	21305.9 21305.9	0.85	3857.6 378304.3	0.226 0.000	OK
	5	610.3 257851	11441.0 357.5	20.6 20.6	527 597	4020.1 188158.0	167.1 141.8	21723.9 21201.5	0.86	3905.0 382950.6	0.226 0.000	OK
	6	610.3 257851	11441.0 357.5	20.6 20.6	569 653	3104.2 161279.7	156.7 158.0	21410.4 20783.5	0.86	3979.8 390281.0	0.183 0.000	OK
7F	1	610.3 257851	11441.0 357.5	20.6 20.6	569 653	3642.4 161279.7	-108.3 -112.0	21410.4 20783.5	0.85	3938.2 386201.3	0.199 0.000	OK
	2	610.3 257851	11441.0 357.5	20.6 20.6	527 569	4610.2 188158.0	-88.1 -77.3	21723.9 21410.4	0.85	3846.7 377228.8	0.234 0.000	OK
	3	610.3 257851	11441.0 357.5	20.6 20.6	583 569	5135.6 153590.6	2.3 2.0	21305.9 21410.4	0.83	3788.0 371475.5	0.242 0.000	OK
	4	610.3 257851	11441.0 357.5	20.6 20.6	583 569	5060.8 153590.6	62.5 46.9	21305.9 21410.4	0.84	3796.7 372333.2	0.251 0.000	OK
	5	610.3 257851	11441.0 357.5	20.6 20.6	527 583	4523.8 188158.0	135.8 116.4	21723.9 21305.9	0.86	3855.7 378114.8	0.241 0.000	OK
	6	610.3 257851	11441.0 357.5	20.6 20.6	569 653	3624.0 161279.7	132.8 138.2	21410.4 20783.5	0.85	3939.7 386351.6	0.204 0.000	OK
6F	1	610.3 257851	11441.0 357.5	20.6 20.6	569 653	4131.2 161279.7	-90.2 -92.4	21410.4 20783.5	0.84	3894.6 381932.9	0.218 0.000	OK
	2	610.3 257851	11441.0 357.5	20.6 20.6	527 569	5143.5 188158.0	-62.4 -64.7	21723.9 21410.4	0.84	3787.1 371384.7	0.254 0.000	OK
	3	610.3 257851	11441.0 357.5	20.6 20.6	583 569	5701.1 153590.6	7.3 6.4	21305.9 21410.4	0.82	3717.8 364591.2	0.269 0.000	OK
	4	610.3 257851	11441.0 357.5	20.6 20.6	583 569	5617.3 153590.6	58.8 51.9	21305.9 21410.4	0.82	3728.7 365657.2	0.276 0.000	OK

階名	軸名	A I	Zp σy	ix iy	lkx lky	N NE	MB MT	Ncrx Ncry	CM	Mcr Mpc	検定比1 検定比2	判定
6F	5	610.3 257851	11441.0 357.5	20.6 20.6	527 583	5039.7 188158.0	116.7 117.7	21723.9 21305.9	0.84	3799.2 372572.8	0.261 0.000	OK
	6	610.3 257851	11441.0 357.5	20.6 20.6	569 653	4131.6 161279.7	119.7 125.3	21410.4 20783.5	0.84	3894.6 381929.3	0.225 0.000	OK
5F	1	610.3 257851	11441.0 357.5	20.6 20.6	601 686	4602.2 144625.2	-37.5 -62.2	21173.7 20542.9	0.86	3847.5 377311.8	0.237 0.000	OK
	2	610.3 257851	11441.0 357.5	20.6 20.6	544 572	5691.4 176286.3	-14.8 -37.5	21594.3 21384.0	0.87	3719.1 364715.7	0.274 0.000	OK
	3	610.3 257851	11441.0 357.5	20.6 20.6	615 565	6269.8 138043.9	10.4 11.6	21068.6 21436.6	0.80	3639.8 356942.3	0.300 0.000	OK
	4	610.3 257851	11441.0 357.5	20.6 20.6	615 572	6175.7 138043.9	36.1 50.5	21068.6 21384.0	0.82	3653.2 358258.2	0.304 0.000	OK
	5	610.3 257851	11441.0 357.5	20.6 20.6	544 572	5566.2 176286.3	65.7 102.0	21594.3 21384.0	0.85	3735.2 366299.3	0.282 0.000	OK
	6	610.3 257851	11441.0 357.5	20.6 20.6	601 686	4626.4 144625.2	78.5 103.7	21173.7 20542.9	0.84	3844.9 377060.7	0.247 0.000	OK
4F	1	738.3 449214	16630.1 357.5	24.7 24.7	639 766	5054.1 222546.3	-46.6 -60.0	26226.5 25278.5	0.87	5654.6 554526.1	0.209 0.000	OK
	2	738.3 449214	16630.1 357.5	24.7 24.7	576 583	5806.4 274152.3	-17.1 -29.2	26394.2 26394.2	0.88	5561.6 545409.0	0.224 0.000	OK
	3	738.3 449214	16630.1 357.5	24.7 24.7	667 569	6390.5 204179.1	12.3 10.4	26015.8 26394.2	0.84	5480.6 537459.3	0.247 0.000	OK
	4	738.3 449214	16630.1 357.5	24.7 24.7	667 576	6284.7 204179.1	53.1 62.2	26015.8 26394.2	0.84	5495.8 538955.6	0.251 0.000	OK
	5	738.3 449214	16630.1 357.5	24.7 24.7	576 583	5659.2 274152.3	78.5 96.2	26394.2 26394.2	0.87	5580.8 547292.6	0.229 0.000	OK
	6	738.3 449214	16630.1 357.5	24.7 24.7	639 766	5102.8 222546.3	81.3 91.3	26226.5 25278.5	0.86	5649.0 553974.9	0.215 0.000	OK
3F	1	738.3 449214	16630.1 357.5	24.7 24.7	667 794	5502.4 204179.1	-33.4 -34.3	26015.8 25067.8	0.84	5600.7 549245.3	0.224 0.000	OK
	2	738.3 449214	16630.1 357.5	24.7 24.7	597 597	5928.3 255117.5	0.4 -4.5	26394.2 26394.2	0.93	5545.4 543813.8	0.225 0.000	OK
	3	738.3 449214	16630.1 357.5	24.7 24.7	681 597	6515.5 195836.6	16.8 16.0	25910.5 26394.2	0.82	5462.2 535660.0	0.254 0.000	OK
	4	738.3 449214	16630.1 357.5	24.7 24.7	681 597	6397.7 195836.6	45.9 46.6	25910.5 26394.2	0.82	5479.5 537356.6	0.254 0.000	OK
	5	738.3 449214	16630.1 357.5	24.7 24.7	597 597	5758.2 255117.5	62.4 73.1	26394.2 26394.2	0.86	5568.0 546031.8	0.229 0.000	OK
	6	738.3 449214	16630.1 357.5	24.7 24.7	667 794	5577.7 204179.1	73.7 77.2	26015.8 25067.8	0.84	5591.3 548314.3	0.234 0.000	OK
2F	1	738.3 449214	16630.1 357.5	24.7 24.7	653 794	5939.7 213066.1	-2.5 -18.8	26121.1 25067.8	0.91	5543.8 543662.3	0.240 0.000	OK
	2	738.3 449214	16630.1 357.5	24.7 24.7	597 597	6057.8 255117.5	23.6 15.1	26394.2 26394.2	0.87	5527.7 542081.5	0.233 0.000	OK
	3	738.3 449214	16630.1 357.5	24.7 24.7	681 583	6644.4 195836.6	19.1 19.5	25910.5 26394.2	0.82	5442.9 533767.3	0.259 0.000	OK
	4	738.3 449214	16630.1 357.5	24.7 24.7	681 597	6513.8 195836.6	37.3 43.6	25910.5 26394.2	0.83	5462.5 535684.6	0.258 0.000	OK
	5	738.3 449214	16630.1 357.5	24.7 24.7	597 597	5860.8 255117.5	38.7 61.1	26394.2 26394.2	0.88	5554.4 544701.6	0.231 0.000	OK
	6	738.3 449214	16630.1 357.5	24.7 24.7	653 794	6045.4 213066.1	52.4 66.5	26121.1 25067.8	0.85	5529.4 542248.4	0.251 0.000	OK
1F	1	738.3 449214	16630.1 357.5	24.7 24.7	656 719	6365.1 211419.1	4.2 -8.3	26102.1 25628.1	0.96	5484.2 537820.6	0.250 0.000	OK
	2	738.3 449214	16630.1 357.5	24.7 24.7	624 624	6199.0 233402.3	34.8 37.4	26339.1 26339.1	0.84	5508.0 540150.5	0.241 0.000	OK
	3	738.3 449214	16630.1 357.5	24.7 24.7	671 624	6790.6 201574.3	26.8 19.9	25983.6 26339.1	0.84	5420.6 531575.5	0.265 0.000	OK
	4	738.3 449214	16630.1 357.5	24.7 24.7	671 624	6632.7 201574.3	31.1 35.1	25983.6 26339.1	0.83	5444.7 533939.8	0.260 0.000	OK
	5	738.3 449214	16630.1 357.5	24.7 24.7	624 624	5971.6 233402.3	26.7 35.6	26339.1 26339.1	0.86	5539.5 543238.2	0.232 0.000	OK
	6	738.3 449214	16630.1 357.5	24.7 24.7	656 719	6502.8 211419.1	48.9 51.1	26102.1 25628.1	0.83	5464.1 535844.4	0.261 0.000	OK

Y方向正加力時 Cﾌﾚｰﾑ

階名	軸名	A I	Zp σy	ix iy	lkx lky	N NE	MB MT	Ncrx Ncry	CM	Mcr Mpc	検定比1 検定比2	判定
13F	1	271.0 62796	3767.7 357.5	15.2 15.2	611 555	279.5 34040.0	-116.7 -168.6	8661.0 8911.5	0.92	1345.5 131944.1	0.149 0.001	OK
	2	271.0 62796	3767.7 357.5	15.2 15.2	534 541	248.1 44623.3	-139.6 -153.5	9005.5 8974.2	0.93	1345.8 131975.3	0.134 0.001	OK
	3	271.0 62796	3767.7 357.5	15.2 15.2	527 534	230.6 45823.0	-13.9 -14.2	9036.8 9005.5	0.93	1345.9 131991.0	0.035 0.000	OK

階名	軸名	A I	Zp σy	ix iy	lkx lky	N NE	MB MT	Ncrx Ncry	CM	Mcr Mpc	検定比1 検定比2	判定
13F	4	271.0 62796	3767.7 357.5	15.2 15.2	541 541	261.3 43470.1	75.5 83.4	8974.2 8974.2	0.93	1345.6 131962.6	0.087 0.001	OK
	5	271.0 62796	3767.7 357.5	15.2 15.2	555 548	285.3 41293.9	110.8 134.0	8911.5 8942.9	0.92	1345.4 131938.0	0.125 0.001	OK
	6	271.0 62796	3767.7 357.5	15.2 15.2	611 555	267.0 34040.0	91.1 131.7	8661.0 8911.5	0.93	1345.6 131957.0	0.122 0.001	OK
12F	1	271.0 62796	3767.7 357.5	15.2 15.2	709 583	679.6 25248.2	-81.0 -65.8	8222.5 8786.3	0.85	1338.1 131223.8	0.135 0.001	OK
	2	271.0 62796	3767.7 357.5	15.2 15.2	541 555	606.4 43470.1	-119.0 -110.7	8974.2 8911.5	0.89	1339.9 131400.6	0.147 0.001	OK
	3	271.0 62796	3767.7 357.5	15.2 15.2	527 548	601.6 45823.0	-11.8 -10.3	9036.8 8942.9	0.89	1340.0 131411.5	0.075 0.000	OK
	4	271.0 62796	3767.7 357.5	15.2 15.2	555 555	615.0 41293.9	66.7 62.7	8911.5 8911.5	0.88	1339.7 131381.0	0.113 0.001	OK
	5	271.0 62796	3767.7 357.5	15.2 15.2	583 569	611.8 37404.6	88.3 81.8	8786.3 8848.9	0.88	1339.8 131388.2	0.128 0.001	OK
	6	271.0 62796	3767.7 357.5	15.2 15.2	709 583	653.9 25248.2	63.9 53.9	8222.5 8786.3	0.85	1338.8 131288.1	0.121 0.000	OK
11F	1	271.0 62796	3767.7 357.5	15.2 15.2	657 586	1157.0 29415.7	-115.5 -95.9	8454.9 8770.0	0.82	1321.3 129578.2	0.210 0.001	OK
	2	271.0 62796	3767.7 357.5	15.2 15.2	537 558	1070.7 44070.7	-143.1 -122.9	8990.6 8896.1	0.86	1325.0 129939.2	0.213 0.001	OK
	3	271.0 62796	3767.7 357.5	15.2 15.2	530 551	1082.9 45255.5	-10.6 -8.8	9022.2 8927.6	0.86	1324.5 129889.8	0.128 0.000	OK
	4	271.0 62796	3767.7 357.5	15.2 15.2	544 558	1072.0 42931.8	81.3 72.3	8959.1 8896.1	0.85	1325.0 129934.0	0.173 0.001	OK
	5	271.0 62796	3767.7 357.5	15.2 15.2	558 572	1033.4 40782.6	118.1 100.7	8896.1 8833.1	0.85	1326.5 130086.5	0.194 0.001	OK
	6	271.0 62796	3767.7 357.5	15.2 15.2	657 586	1117.9 29415.7	91.5 78.7	8454.9 8770.0	0.82	1323.0 129745.4	0.190 0.001	OK
10F	1	271.0 62796	3767.7 357.5	15.2 15.2	597 583	1706.0 35662.9	-123.5 -125.0	8723.6 8786.3	0.78	1291.2 126628.3	0.272 0.001	OK
	2	271.0 62796	3767.7 357.5	15.2 15.2	527 555	1652.6 45823.0	-154.4 -154.4	9036.8 8911.5	0.81	1294.7 126965.2	0.282 0.001	OK
	3	271.0 62796	3767.7 357.5	15.2 15.2	527 548	1694.2 45823.0	-7.4 -6.2	9036.8 8942.9	0.82	1292.0 126703.4	0.194 0.000	OK
	4	271.0 62796	3767.7 357.5	15.2 15.2	527 555	1661.5 45823.0	92.2 94.4	9036.8 8911.5	0.81	1294.1 126909.4	0.245 0.001	OK
	5	271.0 62796	3767.7 357.5	15.2 15.2	527 569	1571.7 45823.0	135.5 138.5	9036.8 8848.9	0.82	1299.7 127454.3	0.265 0.001	OK
	6	271.0 62796	3767.7 357.5	15.2 15.2	597 583	1649.7 35662.9	101.9 106.2	8723.6 8786.3	0.79	1294.9 126982.9	0.254 0.001	OK
9F	1	271.0 62796	3767.7 357.5	15.2 15.2	597 583	2281.6 35662.9	-121.6 -117.9	8723.6 8786.3	0.75	1247.3 122320.5	0.334 0.001	OK
	2	271.0 62796	3767.7 357.5	15.2 15.2	527 555	2267.3 45823.0	-149.0 -140.2	9036.8 8911.5	0.78	1248.6 122442.6	0.346 0.001	OK
	3	271.0 62796	3767.7 357.5	15.2 15.2	527 548	2350.6 45823.0	-2.3 -1.4	9036.8 8942.9	0.82	1241.2 121720.6	0.264 0.000	OK
	4	271.0 62796	3767.7 357.5	15.2 15.2	527 555	2296.6 45823.0	94.8 91.3	9036.8 8911.5	0.78	1246.0 122191.9	0.315 0.001	OK
	5	271.0 62796	3767.7 357.5	15.2 15.2	527 569	2143.4 45823.0	139.5 133.6	9036.8 8848.9	0.79	1259.0 123468.2	0.328 0.001	OK
	6	271.0 62796	3767.7 357.5	15.2 15.2	597 583	2214.0 35662.9	105.4 105.6	8723.6 8786.3	0.75	1253.1 122890.6	0.317 0.001	OK
8F	1	271.0 62796	3767.7 357.5	15.2 15.2	611 597	2854.0 34040.0	-110.7 -110.3	8661.0 8723.6	0.71	1191.1 116803.6	0.393 0.001	OK
	2	271.0 62796	3767.7 357.5	15.2 15.2	527 541	2882.3 45823.0	-138.7 -125.3	9036.8 8974.2	0.76	1188.0 116498.4	0.405 0.001	OK
	3	271.0 62796	3767.7 357.5	15.2 15.2	527 534	3009.9 45823.0	1.5 1.9	9036.8 9005.5	0.77	1173.6 115087.9	0.335 0.000	OK
	4	271.0 62796	3767.7 357.5	15.2 15.2	527 541	2933.1 45823.0	92.3 84.9	9036.8 8974.2	0.76	1182.3 115944.2	0.382 0.001	OK
	5	271.0 62796	3767.7 357.5	15.2 15.2	527 548	2713.9 45823.0	134.5 123.4	9036.8 8942.9	0.77	1206.0 118267.3	0.385 0.001	OK
	6	271.0 62796	3767.7 357.5	15.2 15.2	611 597	2778.2 34040.0	100.2 102.4	8661.0 8723.6	0.72	1199.2 117605.0	0.380 0.001	OK
7F	1	342.8 75445	4635.3 357.5	14.8 14.8	625 611	3427.2 39077.1	-117.4 -122.2	10785.9 10867.2	0.71	1484.3 145561.7	0.375 0.001	OK
	2	342.8 75445	4635.3 357.5	14.8 14.8	527 527	3708.7 55053.1	-146.1 -121.2	11355.1 11355.1	0.76	1454.8 142663.7	0.399 0.001	OK
	3	342.8 75445	4635.3 357.5	14.8 14.8	527 527	3882.6 55053.1	3.9 4.0	11355.1 11355.1	0.74	1435.3 140759.7	0.344 0.000	OK
	4	342.8 75445	4635.3 357.5	14.8 14.8	527 527	3782.6 55053.1	102.1 83.8	11355.1 11355.1	0.76	1446.6 141865.5	0.383 0.001	OK

階名	軸名	A I	Zp σy	ix iy	lkx lky	N NE	MB MT	Ncrx Ncry	CM	Mcr Mpc	検定比1 検定比2	判定
7F	5	342.8 75445	4635.3 357.5	14.8 14.8	534 527	3494.7 53611.8	147.5 126.9	11314.5 11355.1	0.76	1477.4 144887.6	0.381 0.001	OK
	6	342.8 75445	4635.3 357.5	14.8 14.8	625 611	3345.8 39077.1	110.4 116.4	10785.9 10867.2	0.71	1492.4 146357.1	0.365 0.001	OK
6F	1	342.8 75445	4635.3 357.5	14.8 14.8	625 625	4001.2 39077.1	-114.9 -111.8	10785.9 10785.9	0.68	1421.6 139411.1	0.424 0.001	OK
	2	342.8 75445	4635.3 357.5	14.8 14.8	527 527	4537.5 55053.1	-135.4 -118.7	11355.1 11355.1	0.73	1354.2 132804.3	0.465 0.001	OK
	3	342.8 75445	4635.3 357.5	14.8 14.8	527 527	4754.3 55053.1	6.4 5.9	11355.1 11355.1	0.72	1324.6 129897.9	0.422 0.000	OK
	4	342.8 75445	4635.3 357.5	14.8 14.8	527 527	4632.6 55053.1	97.7 86.8	11355.1 11355.1	0.73	1341.4 131545.9	0.455 0.001	OK
	5	342.8 75445	4635.3 357.5	14.8 14.8	534 527	4277.2 53611.8	144.2 128.0	11314.5 11355.1	0.73	1388.0 136115.1	0.447 0.001	OK
	6	342.8 75445	4635.3 357.5	14.8 14.8	625 625	3916.5 39077.1	110.3 109.7	10785.9 10785.9	0.68	1431.5 140378.3	0.414 0.001	OK
5F	1	342.8 75445	4635.3 357.5	14.8 14.8	686 686	4568.7 32483.1	-77.8 -95.7	10436.0 10436.0	0.66	1350.0 132394.1	0.482 0.001	OK
	2	342.8 75445	4635.3 357.5	14.8 14.8	558 530	5369.8 48997.4	-77.9 -103.8	11172.4 11336.1	0.71	1232.9 120909.4	0.531 0.001	OK
	3	342.8 75445	4635.3 357.5	14.8 14.8	544 530	5630.2 51579.6	6.8 7.9	11254.3 11336.1	0.69	1190.8 116776.9	0.504 0.000	OK
	4	342.8 75445	4635.3 357.5	14.8 14.8	558 530	5484.0 48997.4	64.6 81.8	11172.4 11336.1	0.70	1214.7 119120.4	0.530 0.001	OK
	5	342.8 75445	4635.3 357.5	14.8 14.8	572 530	5060.9 46604.4	87.3 115.1	11090.6 11336.1	0.71	1280.3 125557.4	0.512 0.001	OK
	6	342.8 75445	4635.3 357.5	14.8 14.8	686 686	4483.4 32483.1	85.0 99.3	10436.0 10436.0	0.66	1361.4 133508.8	0.475 0.001	OK
4F	1	488.3 171787	8355.3 357.5	18.8 18.8	794 794	5145.1 55166.7	-113.8 -135.7	15339.4 15339.4	0.72	2641.0 258994.9	0.371 0.001	OK
	2	488.3 171787	8355.3 357.5	18.8 18.8	611 527	6723.6 93121.7	-145.8 -152.6	16530.3 17079.9	0.74	2396.1 234977.9	0.447 0.001	OK
	3	488.3 171787	8355.3 357.5	18.8 18.8	583 527	7020.9 102326.2	4.6 4.3	16713.5 17079.9	0.75	2342.7 229740.2	0.421 0.000	OK
	4	488.3 171787	8355.3 357.5	18.8 18.8	625 527	6852.4 88978.4	110.9 110.9	16438.7 17079.9	0.72	2373.3 232736.4	0.446 0.000	OK
	5	488.3 171787	8355.3 357.5	18.8 18.8	653 534	6365.2 81480.2	154.2 160.1	16255.5 17034.1	0.73	2457.4 240992.6	0.434 0.001	OK
	6	488.3 171787	8355.3 357.5	18.8 18.8	794 794	5059.8 55166.7	112.6 128.9	15339.4 15339.4	0.72	2652.4 260110.2	0.364 0.000	OK
3F	1	488.3 171787	8355.3 357.5	18.8 18.8	850 850	5725.0 48106.8	-93.5 -93.0	14973.0 14973.0	0.66	2558.6 250913.3	0.406 0.000	OK
	2	488.3 171787	8355.3 357.5	18.8 18.8	639 534	8084.7 85105.6	-121.8 -113.6	16347.1 17034.1	0.70	2132.7 209141.8	0.526 0.001	OK
	3	488.3 171787	8355.3 357.5	18.8 18.8	611 527	8406.0 93121.7	5.1 5.6	16530.3 17079.9	0.71	2063.4 202349.4	0.510 0.000	OK
	4	488.3 171787	8355.3 357.5	18.8 18.8	653 527	8221.0 81480.2	105.4 97.3	16255.5 17079.9	0.69	2103.6 206293.3	0.533 0.001	OK
	5	488.3 171787	8355.3 357.5	18.8 18.8	681 541	7677.1 74891.3	130.3 122.3	16072.2 16988.3	0.69	2216.6 217377.5	0.511 0.001	OK
	6	488.3 171787	8355.3 357.5	18.8 18.8	850 850	5640.8 48106.8	96.9 98.6	14973.0 14973.0	0.66	2571.1 252141.1	0.401 0.000	OK
2F	1	488.3 171787	8355.3 357.5	18.8 18.8	850 822	6291.1 48106.8	-56.4 -74.9	14973.0 15156.2	0.68	2469.7 242194.7	0.440 0.000	OK
	2	488.3 171787	8355.3 357.5	18.8 18.8	625 527	9456.6 88978.4	-57.5 -94.8	16438.7 17079.9	0.74	1825.0 178975.5	0.601 0.001	OK
	3	488.3 171787	8355.3 357.5	18.8 18.8	611 527	9796.7 93121.7	8.4 6.8	16530.3 17079.9	0.71	1747.4 171365.1	0.595 0.000	OK
	4	488.3 171787	8355.3 357.5	18.8 18.8	653 527	9591.0 81480.2	66.8 87.8	16255.5 17079.9	0.70	1794.4 175966.8	0.613 0.000	OK
	5	488.3 171787	8355.3 357.5	18.8 18.8	681 534	8996.8 74891.3	69.8 108.1	16072.2 17034.1	0.71	1930.0 189263.8	0.589 0.001	OK
	6	488.3 171787	8355.3 357.5	18.8 18.8	850 822	6210.0 48106.8	68.1 81.5	14973.0 15156.2	0.67	2482.9 243493.7	0.436 0.000	OK
1F	1	488.3 171787	8355.3 357.5	18.8 18.8	735 735	6830.0 64379.4	12.4 -23.3	15723.6 15723.6	0.92	2377.3 233130.2	0.442 0.000	OK
	2	488.3 171787	8355.3 357.5	18.8 18.8	640 592	10842.4 84897.9	17.0 -35.1	16342.0 16651.1	0.91	1508.8 147967.5	0.676 0.000	OK
	3	488.3 171787	8355.3 357.5	18.8 18.8	640 592	11203.2 84897.9	17.7 11.5	16342.0 16651.1	0.70	1426.5 139892.9	0.690 0.000	OK
	4	488.3 171787	8355.3 357.5	18.8 18.8	656 592	10966.2 80850.3	34.5 42.1	16238.9 16651.1	0.66	1480.6 145197.7	0.686 0.000	OK
	5	488.3 171787	8355.3 357.5	18.8 18.8	671 592	10320.9 77085.5	41.7 63.0	16135.9 16651.1	0.70	1627.8 159635.6	0.657 0.000	OK

階名	軸名	A I	Zp σy	ix iy	lkx lky	N NE	MB MT	Ncrx Ncry	CM	Mcr Mpc	検定比1 検定比2	判定
1F	6	488.3 171787	8355.3 357.5	18.8 18.8	735 735	6761.0 64379.4	52.3 48.7	15723.6 15723.6	0.69	2389.5 234333.1	0.443 0.000	OK

Y方向負加力時 1ﾌﾚｰﾑ

階名	軸名	A I	Zp σy	ix iy	lkx lky	N NE	MB MT	Ncrx Ncry	CM	Mcr Mpc	検定比1 検定比2	判定
13F	A	610.3 257851	11441.0 357.5	20.6 20.6	555 667	547.4 117199.7	-702.6 -1530.2	21514.9 20679.0	0.95	4086.7 400770.0	0.384 0.004	OK
	B	610.3 257851	11441.0 357.5	20.6 20.6	548 583	410.8 153590.6	-319.2 -793.5	21567.2 21305.9	0.96	4088.2 400917.1	0.207 0.002	OK
	C	271.0 62796	3767.7 357.5	15.2 15.2	611 555	64.2 41293.9	-31.0 -101.8	8661.0 8911.5	0.97	1346.9 132083.0	0.081 0.001	OK
12F	A	610.3 257851	11441.0 357.5	20.6 20.6	583 738	1233.3 95917.6	-1026.4 -1504.3	21305.9 20156.6	0.90	4072.7 399397.8	0.398 0.004	OK
	B	610.3 257851	11441.0 357.5	20.6 20.6	569 653	772.9 122301.0	-897.9 -1425.8	21410.4 20783.5	0.94	4083.3 400435.7	0.365 0.004	OK
	C	271.0 62796	3767.7 357.5	15.2 15.2	709 583	20.9 37404.6	-212.6 -322.8	8222.5 8786.3	0.98	1346.9 132089.9	0.238 0.002	OK
11F	A	610.3 257851	11441.0 357.5	20.6 20.6	586 742	2005.2 94729.8	-1032.3 -1847.0	21278.9 20122.3	0.89	4044.1 396589.6	0.509 0.005	OK
	B	610.3 257851	11441.0 357.5	20.6 20.6	572 657	1146.5 120786.4	-1135.2 -1807.9	21384.0 20753.2	0.92	4075.1 399630.0	0.466 0.005	OK
10F	A	610.3 257851	11441.0 357.5	20.6 20.6	583 738	2830.4 95917.6	-346.2 -2149.5	21305.9 20156.6	0.90	3998.4 392106.3	0.628 0.005	OK
	B	610.3 257851	11441.0 357.5	20.6 20.6	569 653	1588.8 122301.0	-923.7 -2562.6	21410.4 20783.5	0.92	4061.2 398270.8	0.662 0.006	OK
9F	A	610.3 257851	11441.0 357.5	20.6 20.6	583 738	3691.9 95917.6	-56.7 -2828.4	21305.9 20156.6	0.90	3934.0 385794.1	0.830 0.007	OK
	B	610.3 257851	11441.0 357.5	20.6 20.6	569 653	2010.5 122301.0	-703.7 -3461.5	21410.4 20783.5	0.92	4043.8 396565.4	0.891 0.009	OK
8F	A	610.3 257851	11441.0 357.5	20.6 20.6	583 738	4543.6 95917.6	-175.6 -3018.5	21305.9 20156.6	0.88	3853.6 377913.5	0.911 0.008	OK
	B	610.3 257851	11441.0 357.5	20.6 20.6	569 653	2431.3 122301.0	-803.1 -3565.1	21410.4 20783.5	0.91	4022.4 394465.6	0.929 0.009	OK
7F	A	610.3 257851	11441.0 357.5	20.6 20.6	583 738	5386.0 95917.6	-593.3 -2824.4	21305.9 20156.6	0.86	3757.8 368515.4	0.894 0.008	OK
	B	610.3 257851	11441.0 357.5	20.6 20.6	569 653	2850.9 122301.0	-1187.4 -3403.5	21410.4 20783.5	0.90	3997.0 391975.4	0.901 0.009	OK
6F	A	610.3 257851	11441.0 357.5	20.6 20.6	583 738	6220.0 95917.6	-1459.6 -2318.7	21305.9 20156.6	0.79	3646.9 357641.7	0.789 0.006	OK
	B	610.3 257851	11441.0 357.5	20.6 20.6	569 653	3271.9 122301.0	-2078.2 -2922.9	21410.4 20783.5	0.86	3967.5 389079.7	0.789 0.008	OK
5F	A	610.3 257851	11441.0 357.5	20.6 20.6	615 799	7044.0 81779.3	-2768.6 -1351.0	21068.6 19701.8	0.78	3521.7 345361.9	0.936 0.008	OK
	B	610.3 257851	11441.0 357.5	20.6 20.6	601 686	3686.8 111019.1	-3315.5 -1939.4	21173.7 20542.9	0.86	3934.4 385835.6	0.897 0.009	OK
4F	A	738.3 449214	16630.1 357.5	24.7 24.7	653 906	7869.2 110665.2	-2189.3 -298.9	26121.1 24225.2	0.85	5240.6 513931.3	0.661 0.004	OK
	B	738.3 449214	16630.1 357.5	24.7 24.7	639 766	4108.1 155051.1	-2774.6 -957.3	26226.5 25278.5	0.89	5753.2 564198.1	0.589 0.005	OK
3F	A	738.3 449214	16630.1 357.5	24.7 24.7	681 963	8692.6 98108.2	-2725.6 -904.5	25910.5 23803.8	0.80	5085.5 498714.4	0.768 0.005	OK
	B	738.3 449214	16630.1 357.5	24.7 24.7	667 794	4534.2 144257.9	-3421.4 -1502.4	26015.8 25067.8	0.87	5711.3 560089.2	0.699 0.006	OK
2F	A	738.3 449214	16630.1 357.5	24.7 24.7	681 906	9502.0 110665.2	-3716.9 -178.1	25910.5 24225.2	0.85	4917.9 482280.5	0.971 0.008	OK
	B	738.3 449214	16630.1 357.5	24.7 24.7	653 794	4937.6 144257.9	-4032.7 -728.1	26121.1 25067.8	0.89	5667.8 555825.0	0.823 0.007	OK
1F	A	738.3 449214	16630.1 357.5	24.7 24.7	671 766	10290.7 154735.1	-4773.2 851.2	25983.6 25272.6	0.89	4740.3 464861.6	1.176 0.010	NG
	B	738.3 449214	16630.1 357.5	24.7 24.7	656 719	5300.3 175839.0	-5618.4 0.7	26102.1 25628.1	0.91	5625.6 551682.0	1.097 0.010	NG

Y方向負加力時 2ﾌﾚｰﾑ

階名	軸名	A I	Zp σy	ix iy	lkx lky	N NE	MB MT	Ncrx Ncry	CM	Mcr Mpc	検定比1 検定比2	判定
13F	A	610.3 257851	11441.0 357.5	20.6 20.6	534 639	642.5 127742.6	-1062.7 -2001.7	21671.7 20888.0	0.95	4085.4 400643.0	0.496 0.005	OK
	B	610.3 257851	11441.0 357.5	20.6 20.6	527 569	547.9 161279.7	-196.0 -532.0	21723.9 21410.4	0.96	4086.7 400769.5	0.151 0.001	OK
	C	271.0 62796	3767.7 357.5	15.2 15.2	534 541	208.1 43470.1	64.1 21.0	9005.5 8974.2	0.95	1346.1 132009.5	0.069 0.000	OK
12F	A	610.3 257851	11441.0 357.5	20.6 20.6	541 709	1312.4 103674.2	-1094.5 -1664.9	21619.4 20365.5	0.91	4070.4 399171.7	0.438 0.004	OK

階名	軸名	A I	Zp σy	ix iy	lkx lky	N NE	MB MT	Ncrx Ncry	CM	Mcr Mpc	検定比1 検定比2	判定
12F	B	610.3 257851	11441.0 357.5	20.6 20.6	534 625	857.9 133555.7	-791.9 -1380.0	21671.7 20992.5	0.94	4081.7 400279.8	0.359 0.003	OK
	C	271.0 62796	3767.7 357.5	15.2 15.2	541 555	310.1 41293.9	-165.1 -265.4	8974.2 8911.5	0.93	1345.1 131910.3	0.219 0.002	OK
11F	A	610.3 257851	11441.0 357.5	20.6 20.6	537 714	2059.9 102390.3	-1353.5 -1979.2	21646.9 20332.6	0.88	4041.5 396339.5	0.536 0.005	OK
	B	610.3 257851	11441.0 357.5	20.6 20.6	530 615	1239.3 138043.9	-1156.7 -1725.4	21699.4 21068.6	0.92	4072.6 399381.3	0.451 0.004	OK
	C	271.0 62796	3767.7 357.5	15.2 15.2	537 558	279.5 40782.6	-309.5 -420.5	8990.6 8896.1	0.93	1345.5 131944.2	0.323 0.003	OK
10F	A	610.3 257851	11441.0 357.5	20.6 20.6	527 681	2959.0 112411.2	-770.8 -2612.4	21723.9 20574.5	0.89	3989.8 391269.9	0.731 0.007	OK
	B	610.3 257851	11441.0 357.5	20.6 20.6	527 597	1637.1 146438.6	-1381.4 -2842.0	21723.9 21201.5	0.92	4059.4 398095.6	0.725 0.007	OK
	C	271.0 62796	3767.7 357.5	15.2 15.2	527 555	117.2 41293.9	-413.9 -709.2	9036.8 8911.5	0.96	1346.7 132065.0	0.519 0.005	OK
9F	A	610.3 257851	11441.0 357.5	20.6 20.6	527 681	3945.7 112411.2	-517.2 -3161.8	21723.9 20574.5	0.89	3911.8 383616.2	0.906 0.008	OK
	B	610.3 257851	11441.0 357.5	20.6 20.6	527 597	2019.2 146438.6	-1109.0 -3747.3	21723.9 21201.5	0.92	4043.4 396526.0	0.954 0.009	OK
8F	A	610.3 257851	11441.0 357.5	20.6 20.6	527 681	4937.3 112411.2	-659.0 -3327.6	21723.9 20574.5	0.87	3810.9 373719.7	0.984 0.009	OK
	B	610.3 257851	11441.0 357.5	20.6 20.6	527 583	2400.3 153590.6	-1737.6 -3823.8	21723.9 21305.9	0.91	4024.1 394634.0	0.976 0.010	OK
7F	A	610.3 257851	11441.0 357.5	20.6 20.6	527 681	5934.8 112411.2	-1005.8 -3124.3	21723.9 20574.5	0.85	3686.6 361536.3	0.972 0.009	OK
	B	610.3 257851	11441.0 357.5	20.6 20.6	527 569	2991.0 161279.7	-1965.1 -3833.0	21723.9 21410.4	0.90	3987.7 391056.3	0.996 0.010	OK
6F	A	610.3 257851	11441.0 357.5	20.6 20.6	527 681	6937.6 112411.2	-1890.6 -2684.8	21723.9 20574.5	0.79	3538.8 347034.6	0.889 0.008	OK
	B	610.3 257851	11441.0 357.5	20.6 20.6	527 569	3579.6 161279.7	-2750.4 -3500.4	21723.9 21410.4	0.87	3943.4 386710.7	0.926 0.009	OK
5F	A	610.3 257851	11441.0 357.5	20.6 20.6	551 714	7947.2 102390.3	-2959.7 -1727.3	21541.7 20332.6	0.78	3366.6 330151.1	1.002 0.009	NG
	B	610.3 257851	11441.0 357.5	20.6 20.6	544 572	4171.0 159282.4	-3779.2 -2633.0	21594.3 21384.0	0.86	3890.8 381561.2	1.014 0.010	NG
4F	A	738.3 449214	16630.1 357.5	24.7 24.7	597 794	9018.1 144257.9	-2811.2 -1211.0	26394.2 25067.8	0.82	5019.9 492280.6	0.774 0.006	OK
	B	738.3 449214	16630.1 357.5	24.7 24.7	576 583	5224.4 267577.3	-4516.0 -3603.1	26394.2 26394.2	0.87	5634.7 552573.2	0.875 0.008	OK
3F	A	738.3 449214	16630.1 357.5	24.7 24.7	611 822	10094.6 134553.6	-3270.0 -1349.0	26394.2 24857.1	0.81	4785.8 469322.2	0.886 0.007	OK
	B	738.3 449214	16630.1 357.5	24.7 24.7	597 597	6278.8 255117.5	-4729.6 -2749.2	26394.2 26394.2	0.88	5496.7 539038.6	0.952 0.009	OK
2F	A	738.3 449214	16630.1 357.5	24.7 24.7	611 794	11182.3 144257.9	-4037.8 -781.0	26394.2 25067.8	0.83	4522.4 443497.6	1.060 0.009	NG
	B	738.3 449214	16630.1 357.5	24.7 24.7	597 597	7349.8 255117.5	-5191.2 -2572.2	26394.2 26394.2	0.87	5330.6 522751.4	1.063 0.010	NG
1F	A	738.3 449214	16630.1 357.5	24.7 24.7	640 735	12291.1 168348.5	-4264.8 -66.1	26220.6 25509.6	0.86	4226.3 414455.4	1.149 0.010	NG
	B	738.3 449214	16630.1 357.5	24.7 24.7	624 624	8456.7 233402.3	-5115.5 -2153.6	26339.1 26339.1	0.86	5131.5 503227.8	1.093 0.010	NG

Y方向負加力時 3ﾌﾚｰﾑ

階名	軸名	A I	Zp σy	ix iy	lkx lky	N NE	MB MT	Ncrx Ncry	CM	Mcr Mpc	検定比1 検定比2	判定
13F	A	610.3 257851	11441.0 357.5	20.6 20.6	625 639	704.0 127742.6	-1077.8 -2022.0	20992.5 20888.0	0.94	4084.5 400549.8	0.503 0.005	OK
	B	610.3 257851	11441.0 357.5	20.6 20.6	611 569	576.1 161279.7	-185.9 -504.7	21097.0 21410.4	0.96	4086.3 400733.8	0.146 0.001	OK
	C	271.0 62796	3767.7 357.5	15.2 15.2	527 534	200.3 44623.3	101.1 65.5	9036.8 9005.5	0.94	1346.2 132015.5	0.094 0.001	OK
12F	A	610.3 257851	11441.0 357.5	20.6 20.6	709 709	1461.2 103674.2	-1097.2 -1667.8	20365.5 20365.5	0.90	4065.7 398707.9	0.445 0.004	OK
	B	610.3 257851	11441.0 357.5	20.6 20.6	681 611	970.3 139774.8	-794.7 -1382.0	20574.5 21097.0	0.93	4079.4 400049.0	0.365 0.003	OK
	C	271.0 62796	3767.7 357.5	15.2 15.2	527 548	340.6 42361.1	-141.1 -238.2	9036.8 8942.9	0.93	1344.7 131873.0	0.204 0.002	OK
11F	A	610.3 257851	11441.0 357.5	20.6 20.6	657 714	2287.3 102390.3	-1357.0 -1976.1	20753.2 20332.6	0.87	4030.2 395229.0	0.544 0.005	OK
	B	610.3 257851	11441.0 357.5	20.6 20.6	629 615	1441.1 138043.9	-1172.6 -1729.0	20963.5 21068.6	0.91	4066.4 398773.5	0.459 0.004	OK
	C	271.0 62796	3767.7 357.5	15.2 15.2	530 551	337.5 41836.5	-293.9 -401.1	9022.2 8927.6	0.92	1344.8 131877.0	0.315 0.003	OK

階名	軸名	A I	Zp σy	ix iy	lkx lky	N NE	MB MT	Ncrx Ncry	CM	Mcr Mpc	検定比1 検定比2	判定
10F	A	610.3 257851	11441.0 357.5	20.6 20.6	597 681	3251.5 112411.2	-778.1 -2608.3	21201.5 20574.5	0.89	3969.0 389228.8	0.742 0.007	OK
	B	610.3 257851	11441.0 357.5	20.6 20.6	583 597	1916.3 146438.6	-1391.5 -2848.6	21305.9 21201.5	0.91	4048.1 396981.0	0.736 0.007	OK
	C	271.0 62796	3767.7 357.5	15.2 15.2	527 548	185.1 42361.1	-412.8 -700.4	9036.8 8942.9	0.95	1346.3 132026.5	0.516 0.005	OK
9F	A	610.3 257851	11441.0 357.5	20.6 20.6	597 681	4300.1 112411.2	-537.0 -3152.3	21201.5 20574.5	0.89	3878.3 380333.2	0.919 0.008	OK
	B	610.3 257851	11441.0 357.5	20.6 20.6	583 597	2381.3 146438.6	-1130.0 -3738.5	21305.9 21201.5	0.92	4025.2 394736.1	0.964 0.009	OK
8F	A	610.3 257851	11441.0 357.5	20.6 20.6	597 681	5350.7 112411.2	-684.1 -3306.0	21201.5 20574.5	0.87	3762.2 368941.9	0.997 0.009	OK
	B	610.3 257851	11441.0 357.5	20.6 20.6	583 583	2850.5 153590.6	-1759.5 -3806.0	21305.9 21305.9	0.90	3997.1 391978.2	0.987 0.010	OK
7F	A	610.3 257851	11441.0 357.5	20.6 20.6	597 681	6403.2 112411.2	-1023.2 -3100.0	21201.5 20574.5	0.84	3620.4 355042.9	0.987 0.009	OK
	B	610.3 257851	11441.0 357.5	20.6 20.6	583 569	3535.3 161279.7	-1990.6 -3814.8	21305.9 21410.4	0.89	3947.0 387065.2	1.012 0.010	NG
6F	A	610.3 257851	11441.0 357.5	20.6 20.6	597 681	7457.6 112411.2	-1905.3 -2668.5	21201.5 20574.5	0.78	3453.0 338623.8	0.907 0.008	OK
	B	610.3 257851	11441.0 357.5	20.6 20.6	583 569	4222.0 161279.7	-2771.0 -3479.4	21305.9 21410.4	0.85	3885.9 381081.0	0.945 0.009	OK
5F	A	610.3 257851	11441.0 357.5	20.6 20.6	629 714	8514.4 102390.3	-2900.5 -1723.5	20963.5 20332.6	0.77	3259.6 319660.2	1.014 0.009	NG
	B	610.3 257851	11441.0 357.5	20.6 20.6	615 565	4913.0 163295.0	-3701.9 -2631.2	21068.6 21436.6	0.85	3813.6 373988.5	1.028 0.010	NG
4F	A	738.3 449214	16630.1 357.5	24.7 24.7	681 794	9630.8 144257.9	-2822.0 -1267.6	25910.5 25067.8	0.81	4889.9 479531.3	0.798 0.006	OK
	B	738.3 449214	16630.1 357.5	24.7 24.7	667 569	6072.6 280972.7	-4503.7 -3685.6	26015.8 26394.2	0.87	5525.6 541880.7	0.904 0.008	OK
3F	A	738.3 449214	16630.1 357.5	24.7 24.7	709 822	10749.9 134553.6	-3264.5 -1333.0	25699.8 24857.1	0.80	4630.3 454079.3	0.910 0.007	OK
	B	738.3 449214	16630.1 357.5	24.7 24.7	681 597	7235.2 255117.5	-4672.1 -2765.5	25910.5 26394.2	0.87	5349.6 524617.2	0.980 0.009	OK
2F	A	738.3 449214	16630.1 357.5	24.7 24.7	709 794	11872.3 144257.9	-3942.6 -801.3	25699.8 25067.8	0.83	4341.4 425748.0	1.072 0.009	NG
	B	738.3 449214	16630.1 357.5	24.7 24.7	681 583	8404.3 267577.3	-5056.7 -2650.5	25910.5 26394.2	0.86	5141.6 504214.1	1.084 0.010	NG
1F	A	738.3 449214	16630.1 357.5	24.7 24.7	687 735	12999.5 168348.5	-4066.4 -183.9	25865.1 25509.6	0.85	4022.4 394463.2	1.143 0.010	NG
	B	738.3 449214	16630.1 357.5	24.7 24.7	671 624	9580.9 233402.3	-4936.2 -2306.0	25983.6 26339.1	0.85	4900.8 480599.6	1.106 0.010	NG

Y方向負加力時 4ﾌﾚｰﾑ

階名	軸名	A I	Zp σy	ix iy	lkx lky	N NE	MB MT	Ncrx Ncry	CM	Mcr Mpc	検定比1 検定比2	判定
13F	A	610.3 257851	11441.0 357.5	20.6 20.6	625 639	702.8 127742.6	-1075.3 -2017.1	20992.5 20888.0	0.94	4084.5 400551.8	0.501 0.005	OK
	B	610.3 257851	11441.0 357.5	20.6 20.6	611 569	578.4 161279.7	-156.8 -479.8	21097.0 21410.4	0.96	4086.3 400730.9	0.140 0.001	OK
	C	271.0 62796	3767.7 357.5	15.2 15.2	541 541	221.4 43470.1	110.0 83.0	8974.2 8974.2	0.94	1346.0 131998.7	0.102 0.001	OK
12F	A	610.3 257851	11441.0 357.5	20.6 20.6	709 709	1459.5 103674.2	-1098.0 -1664.8	20365.5 20365.5	0.90	4065.7 398713.4	0.444 0.004	OK
	B	610.3 257851	11441.0 357.5	20.6 20.6	681 625	951.4 133555.7	-760.2 -1344.6	20574.5 20992.5	0.93	4079.8 400089.8	0.355 0.003	OK
	C	271.0 62796	3767.7 357.5	15.2 15.2	555 555	329.4 41293.9	-131.2 -232.1	8911.5 8911.5	0.93	1344.9 131887.1	0.199 0.002	OK
11F	A	610.3 257851	11441.0 357.5	20.6 20.6	657 714	2285.6 102390.3	-1361.8 -1974.9	20753.2 20332.6	0.87	4030.3 395237.8	0.544 0.005	OK
	B	610.3 257851	11441.0 357.5	20.6 20.6	629 615	1393.9 138043.9	-1115.2 -1678.7	20963.5 21068.6	0.92	4067.9 398924.0	0.446 0.004	OK
	C	271.0 62796	3767.7 357.5	15.2 15.2	544 558	300.7 40782.6	-267.7 -379.5	8959.1 8896.1	0.93	1345.2 131921.1	0.297 0.003	OK
10F	A	610.3 257851	11441.0 357.5	20.6 20.6	597 681	3249.8 112411.2	-782.9 -2603.2	21201.5 20574.5	0.89	3969.2 389241.6	0.741 0.007	OK
	B	610.3 257851	11441.0 357.5	20.6 20.6	583 597	1840.0 146438.6	-1388.4 -2800.8	21305.9 21201.5	0.92	4051.4 397303.1	0.722 0.007	OK
	C	271.0 62796	3767.7 357.5	15.2 15.2	527 555	132.4 41293.9	-412.8 -683.1	9036.8 8911.5	0.95	1346.6 132057.9	0.501 0.005	OK
9F	A	610.3 257851	11441.0 357.5	20.6 20.6	597 681	4298.0 112411.2	-538.7 -3148.1	21201.5 20574.5	0.89	3878.5 380352.8	0.918 0.008	OK
	B	610.3 257851	11441.0 357.5	20.6 20.6	583 597	2301.0 146438.6	-1124.6 -3743.0	21305.9 21201.5	0.92	4029.5 395158.3	0.962 0.009	OK

階名	軸名	A I	Zp σy	ix iy	lkx lky	N NE	MB MT	Ncrx Ncry	CM	Mcr Mpc	検定比1 検定比2	判定
8F	A	610.3 257851	11441.0 357.5	20.6 20.6	597 681	5348.4 112411.2	-685.0 -3304.7	21201.5 20574.5	0.87	3762.4 368969.6	0.997 0.009	OK
	B	610.3 257851	11441.0 357.5	20.6 20.6	583 583	2765.1 153590.6	-1752.1 -3807.6	21305.9 21305.9	0.90	4002.6 392517.2	0.985 0.010	OK
7F	A	610.3 257851	11441.0 357.5	20.6 20.6	597 681	6400.5 112411.2	-1024.0 -3099.1	21201.5 20574.5	0.84	3620.8 355082.1	0.987 0.009	OK
	B	610.3 257851	11441.0 357.5	20.6 20.6	583 569	3443.6 161279.7	-1985.4 -3818.3	21305.9 21410.4	0.89	3954.3 387784.1	1.010 0.010	NG
6F	A	610.3 257851	11441.0 357.5	20.6 20.6	597 681	7454.3 112411.2	-1906.4 -2667.7	21201.5 20574.5	0.78	3453.6 338679.0	0.907 0.008	OK
	B	610.3 257851	11441.0 357.5	20.6 20.6	583 569	4123.4 161279.7	-2767.3 -3480.4	21305.9 21410.4	0.86	3895.4 382004.6	0.941 0.009	OK
5F	A	610.3 257851	11441.0 357.5	20.6 20.6	629 714	8510.5 102390.3	-2899.9 -1722.6	20963.5 20332.6	0.77	3260.4 319736.1	1.014 0.009	NG
	B	610.3 257851	11441.0 357.5	20.6 20.6	615 572	4806.5 159282.4	-3712.6 -2629.0	21068.6 21384.0	0.85	3825.5 375152.3	1.025 0.010	NG
4F	A	738.3 449214	16630.1 357.5	24.7 24.7	681 794	9625.8 144257.9	-2822.3 -1268.2	25910.5 25067.8	0.81	4890.9 479638.1	0.797 0.006	OK
	B	738.3 449214	16630.1 357.5	24.7 24.7	667 576	5957.1 274152.3	-4504.5 -3670.4	26015.8 26394.2	0.87	5541.5 543431.4	0.900 0.008	OK
3F	A	738.3 449214	16630.1 357.5	24.7 24.7	709 822	10744.4 134553.6	-3264.7 -1332.6	25699.8 24857.1	0.80	4631.7 454211.3	0.910 0.007	OK
	B	738.3 449214	16630.1 357.5	24.7 24.7	681 597	7110.0 255117.5	-4678.3 -2760.6	25910.5 26394.2	0.87	5370.0 526620.3	0.976 0.009	OK
2F	A	738.3 449214	16630.1 357.5	24.7 24.7	709 794	11866.3 144257.9	-3942.8 -801.2	25699.8 25067.8	0.83	4343.0 425905.5	1.071 0.009	NG
	B	738.3 449214	16630.1 357.5	24.7 24.7	681 597	8267.9 255117.5	-5082.3 -2636.5	25910.5 26394.2	0.86	5167.4 506751.2	1.082 0.010	NG
1F	A	738.3 449214	16630.1 357.5	24.7 24.7	687 735	12994.2 168348.5	-4067.1 -183.6	25865.1 25509.6	0.85	4024.0 394615.8	1.143 0.010	NG
	B	738.3 449214	16630.1 357.5	24.7 24.7	671 624	9430.5 233402.3	-4960.1 -2274.4	25983.6 26339.1	0.85	4933.3 483791.7	1.105 0.010	NG

Y方向負加力時 5ﾌﾚｰﾑ

階名	軸名	A I	Zp σy	ix iy	lkx lky	N NE	MB MT	Ncrx Ncry	CM	Mcr Mpc	検定比1 検定比2	判定
13F	A	610.3 257851	11441.0 357.5	20.6 20.6	534 639	652.9 127742.6	-1062.3 -1997.2	21671.7 20888.0	0.95	4085.3 400627.8	0.495 0.005	OK
	B	610.3 257851	11441.0 357.5	20.6 20.6	527 569	540.6 161279.7	-165.3 -503.7	21723.9 21410.4	0.96	4086.8 400778.4	0.144 0.001	OK
	C	271.0 62796	3767.7 357.5	15.2 15.2	555 548	221.8 42361.1	76.1 42.3	8911.5 8942.9	0.94	1346.0 131998.4	0.078 0.001	OK
12F	A	610.3 257851	11441.0 357.5	20.6 20.6	541 709	1335.4 103674.2	-1097.5 -1658.0	21619.4 20365.5	0.91	4069.7 399103.4	0.437 0.004	OK
	B	610.3 257851	11441.0 357.5	20.6 20.6	534 625	819.4 133555.7	-753.8 -1333.9	21671.7 20992.5	0.94	4082.5 400352.5	0.347 0.003	OK
	C	271.0 62796	3767.7 357.5	15.2 15.2	583 569	285.3 39277.2	-150.8 -254.3	8786.3 8848.9	0.93	1345.4 131938.0	0.210 0.002	OK
11F	A	610.3 257851	11441.0 357.5	20.6 20.6	537 714	2092.6 102390.3	-1367.5 -1974.9	21646.9 20332.6	0.88	4040.0 396187.1	0.536 0.005	OK
	B	610.3 257851	11441.0 357.5	20.6 20.6	530 615	1162.2 138043.9	-1091.4 -1660.0	21699.4 21068.6	0.92	4074.7 399589.2	0.433 0.004	OK
	C	271.0 62796	3767.7 357.5	15.2 15.2	558 572	224.1 38790.8	-273.2 -389.1	8896.1 8833.1	0.94	1346.0 131996.5	0.297 0.003	OK
10F	A	610.3 257851	11441.0 357.5	20.6 20.6	527 681	2998.5 112411.2	-785.4 -2597.2	21723.9 20574.5	0.89	3987.1 391005.6	0.729 0.007	OK
	B	610.3 257851	11441.0 357.5	20.6 20.6	527 611	1517.4 139774.8	-1383.3 -2770.3	21723.9 21097.0	0.92	4063.8 398520.0	0.703 0.007	OK
	C	271.0 62796	3767.7 357.5	15.2 15.2	527 569	39.7 39277.2	-414.5 -681.8	9036.8 8848.9	0.97	1346.9 132087.8	0.498 0.005	OK
9F	A	610.3 257851	11441.0 357.5	20.6 20.6	527 681	3985.0 112411.2	-526.9 -3148.0	21723.9 20574.5	0.89	3908.2 383265.6	0.904 0.008	OK
	B	610.3 257851	11441.0 357.5	20.6 20.6	527 611	1893.0 139774.8	-1102.8 -3749.7	21723.9 21097.0	0.92	4049.1 397080.9	0.949 0.009	OK
8F	A	610.3 257851	11441.0 357.5	20.6 20.6	527 681	4971.2 112411.2	-666.8 -3318.6	21723.9 20574.5	0.87	3807.0 373342.2	0.983 0.009	OK
	B	610.3 257851	11441.0 357.5	20.6 20.6	527 597	2269.8 146438.6	-1726.7 -3826.9	21723.9 21201.5	0.91	4031.1 395318.9	0.972 0.010	OK
7F	A	610.3 257851	11441.0 357.5	20.6 20.6	527 681	5960.2 112411.2	-1011.3 -3117.0	21723.9 20574.5	0.85	3683.2 361196.4	0.972 0.009	OK
	B	610.3 257851	11441.0 357.5	20.6 20.6	527 583	2856.7 153590.6	-1961.3 -3839.5	21723.9 21305.9	0.90	3996.7 391938.1	0.992 0.010	OK
6F	A	610.3 257851	11441.0 357.5	20.6 20.6	527 681	6951.7 112411.2	-1894.8 -2679.7	21723.9 20574.5	0.79	3536.5 346813.6	0.888 0.008	OK

階名	軸名	A I	Zp σy	ix iy	lkx lky	N NE	MB MT	Ncrx Ncry	CM	Mcr Mpc	検定比1 検定比2	判定
6F	B	610.3 257851	11441.0 357.5	20.6 20.6	527 583	3442.6 153590.6	-2747.7 -3499.6	21723.9 21305.9	0.87	3954.4 387792.1	0.920 0.009	OK
5F	A	610.3 257851	11441.0 357.5	20.6 20.6	551 714	7948.0 102390.3	-2954.2 -1724.6	21541.7 20332.6	0.78	3366.4 330135.7	1.001 0.009	NG
	B	610.3 257851	11441.0 357.5	20.6 20.6	544 572	4031.6 159282.4	-3792.7 -2629.5	21594.3 21384.0	0.87	3903.9 382846.3	1.012 0.010	NG
4F	A	738.3 449214	16630.1 357.5	24.7 24.7	597 794	9003.5 144257.9	-2813.3 -1216.4	26394.2 25067.8	0.82	5022.9 492574.3	0.774 0.006	OK
	B	738.3 449214	16630.1 357.5	24.7 24.7	576 583	5082.5 267577.3	-4517.2 -3585.2	26394.2 26394.2	0.88	5651.3 554205.3	0.871 0.008	OK
3F	A	738.3 449214	16630.1 357.5	24.7 24.7	611 822	10062.5 134553.6	-3269.3 -1346.5	26394.2 24857.1	0.81	4793.1 470043.6	0.884 0.007	OK
	B	738.3 449214	16630.1 357.5	24.7 24.7	597 597	6135.1 255117.5	-4737.2 -2744.0	26394.2 26394.2	0.88	5517.0 541029.8	0.949 0.009	OK
2F	A	738.3 449214	16630.1 357.5	24.7 24.7	611 794	11129.9 144257.9	-4042.8 -781.3	26394.2 25067.8	0.83	4535.7 444802.2	1.059 0.009	NG
	B	738.3 449214	16630.1 357.5	24.7 24.7	597 597	7204.8 255117.5	-5207.0 -2558.3	26394.2 26394.2	0.87	5354.6 525106.8	1.061 0.010	NG
1F	A	738.3 449214	16630.1 357.5	24.7 24.7	640 735	12217.4 168348.5	-4283.5 -58.6	26220.6 25509.6	0.86	4246.8 416471.3	1.150 0.010	NG
	B	738.3 449214	16630.1 357.5	24.7 24.7	624 624	8310.2 233402.3	-5138.7 -2131.6	26339.1 26339.1	0.87	5159.4 505968.1	1.092 0.010	NG

Ｙ方向負加力時 6ﾌﾚｰﾑ

階名	軸名	A I	Zp σy	ix iy	lkx lky	N NE	MB MT	Ncrx Ncry	CM	Mcr Mpc	検定比1 検定比2	判定
13F	A	610.3 257851	11441.0 357.5	20.6 20.6	555 667	536.2 117199.7	-701.9 -1520.2	21514.9 20679.0	0.95	4086.9 400783.7	0.381 0.004	OK
	B	610.3 257851	11441.0 357.5	20.6 20.6	548 583	413.7 153590.6	-318.6 -786.8	21567.2 21305.9	0.96	4088.2 400914.5	0.205 0.002	OK
	C	271.0 62796	3767.7 357.5	15.2 15.2	611 555	57.9 41293.9	-33.4 -104.1	8661.0 8911.5	0.98	1346.9 132084.5	0.082 0.001	OK
12F	A	610.3 257851	11441.0 357.5	20.6 20.6	583 738	1207.5 95917.6	-1015.6 -1486.6	21305.9 20156.6	0.91	4073.4 399468.7	0.393 0.004	OK
	B	610.3 257851	11441.0 357.5	20.6 20.6	569 653	778.1 122301.0	-891.3 -1408.4	21410.4 20783.5	0.93	4083.2 400426.5	0.361 0.004	OK
	C	271.0 62796	3767.7 357.5	15.2 15.2	709 583	9.5 37404.6	-213.1 -320.6	8222.5 8786.3	0.99	1346.9 132090.6	0.236 0.002	OK
11F	A	610.3 257851	11441.0 357.5	20.6 20.6	586 742	1967.9 94729.8	-1051.3 -1824.2	21278.9 20122.3	0.89	4045.8 396756.0	0.502 0.005	OK
	B	610.3 257851	11441.0 357.5	20.6 20.6	572 657	1150.7 120786.4	-1129.3 -1777.2	21384.0 20753.2	0.92	4075.0 399619.1	0.459 0.004	OK
10F	A	610.3 257851	11441.0 357.5	20.6 20.6	583 738	2792.8 95917.6	-372.5 -2129.2	21305.9 20156.6	0.90	4000.8 392343.9	0.621 0.005	OK
	B	610.3 257851	11441.0 357.5	20.6 20.6	569 653	1579.7 122301.0	-940.4 -2515.4	21410.4 20783.5	0.92	4061.6 398303.2	0.650 0.006	OK
9F	A	610.3 257851	11441.0 357.5	20.6 20.6	583 738	3670.6 95917.6	-68.0 -2803.7	21305.9 20156.6	0.90	3935.8 385969.8	0.823 0.007	OK
	B	610.3 257851	11441.0 357.5	20.6 20.6	569 653	1983.3 122301.0	-714.3 -3448.9	21410.4 20783.5	0.92	4045.1 396687.5	0.887 0.009	OK
8F	A	610.3 257851	11441.0 357.5	20.6 20.6	583 738	4549.2 95917.6	-184.5 -3009.0	21305.9 20156.6	0.88	3853.1 377856.0	0.909 0.008	OK
	B	610.3 257851	11441.0 357.5	20.6 20.6	569 653	2380.6 122301.0	-806.8 -3555.7	21410.4 20783.5	0.91	4025.2 394739.9	0.925 0.009	OK
7F	A	610.3 257851	11441.0 357.5	20.6 20.6	583 738	5424.9 95917.6	-597.9 -2816.2	21305.9 20156.6	0.86	3753.0 368043.0	0.894 0.008	OK
	B	610.3 257851	11441.0 357.5	20.6 20.6	569 653	2774.2 122301.0	-1193.0 -3400.1	21410.4 20783.5	0.90	4002.0 392460.4	0.898 0.009	OK
6F	A	610.3 257851	11441.0 357.5	20.6 20.6	583 738	6297.8 95917.6	-1468.8 -2313.7	21305.9 20156.6	0.79	3635.8 356546.8	0.791 0.006	OK
	B	610.3 257851	11441.0 357.5	20.6 20.6	569 653	3166.5 122301.0	-2084.4 -2917.0	21410.4 20783.5	0.86	3975.3 389842.2	0.783 0.007	OK
5F	A	610.3 257851	11441.0 357.5	20.6 20.6	615 799	7164.2 81779.3	-2750.4 -1345.3	21068.6 19701.8	0.78	3502.2 343443.8	0.938 0.008	OK
	B	610.3 257851	11441.0 357.5	20.6 20.6	601 686	3551.3 111019.1	-3309.4 -1935.1	21173.7 20542.9	0.86	3945.7 386937.5	0.890 0.009	OK
4F	A	738.3 449214	16630.1 357.5	24.7 24.7	653 906	8035.5 110665.2	-2193.6 -316.6	26121.1 24225.2	0.85	5210.5 510980.1	0.668 0.004	OK
	B	738.3 449214	16630.1 357.5	24.7 24.7	639 766	3942.5 155051.1	-2776.0 -963.5	26226.5 25278.5	0.89	5768.4 565686.1	0.584 0.005	OK
3F	A	738.3 449214	16630.1 357.5	24.7 24.7	681 963	8909.1 98108.2	-2727.3 -898.1	25910.5 23803.8	0.80	5042.1 494462.3	0.778 0.006	OK
	B	738.3 449214	16630.1 357.5	24.7 24.7	667 794	4336.6 144257.9	-3425.3 -1499.9	26015.8 25067.8	0.88	5731.3 562045.2	0.693 0.006	OK

階名	軸名	A I	Zp σy	ix iy	lkx lky	N NE	MB MT	Ncrx Ncry	CM	Mcr Mpc	検定比1 検定比2	判定
2F	A	738.3 449214	16630.1 357.5	24.7 24.7	681 906	9770.5 110665.2	-3702.7 -179.2	25910.5 24225.2	0.84	4859.0 476505.7	0.980 0.008	OK
	B	738.3 449214	16630.1 357.5	24.7 24.7	653 794	4708.1 144257.9	-4017.3 -726.8	26121.1 25067.8	0.89	5693.0 558296.0	0.812 0.007	OK
1F	A	738.3 449214	16630.1 357.5	24.7 24.7	671 766	10610.1 154735.1	-4693.7 826.5	25983.6 25272.6	0.89	4664.3 457412.7	1.176 0.010	NG
	B	738.3 449214	16630.1 357.5	24.7 24.7	656 719	5040.6 175839.0	-5659.7 -8.7	26102.1 25628.1	0.92	5656.1 554678.6	1.094 0.010	NG

Ｙ方向負加力時 Aﾌﾚｰﾑ

階名	軸名	A I	Zp σy	ix iy	lkx lky	N NE	MB MT	Ncrx Ncry	CM	Mcr Mpc	検定比1 検定比2	判定
13F	1	610.3 257851	11441.0 357.5	20.6 20.6	555 667	547.4 169560.9	-220.9 -276.6	21514.9 20679.0	0.95	4086.7 400770.0	0.091 0.001	OK
	2	610.3 257851	11441.0 357.5	20.6 20.6	534 639	642.5 183231.9	-209.3 -249.7	21671.7 20888.0	0.95	4085.4 400643.0	0.089 0.001	OK
	3	610.3 257851	11441.0 357.5	20.6 20.6	625 639	704.0 133555.7	-31.0 -32.1	20992.5 20888.0	0.93	4084.5 400549.8	0.041 0.000	OK
	4	610.3 257851	11441.0 357.5	20.6 20.6	625 639	702.8 133555.7	31.7 35.8	20992.5 20888.0	0.93	4084.5 400551.8	0.042 0.000	OK
	5	610.3 257851	11441.0 357.5	20.6 20.6	534 639	652.9 183231.9	188.6 227.5	21671.7 20888.0	0.95	4085.3 400627.8	0.084 0.001	OK
	6	610.3 257851	11441.0 357.5	20.6 20.6	555 667	536.2 169560.9	197.7 251.1	21514.9 20679.0	0.95	4086.9 400783.7	0.084 0.001	OK
12F	1	610.3 257851	11441.0 357.5	20.6 20.6	583 738	1233.3 153590.6	-181.1 -169.3	21305.9 20156.6	0.91	4072.7 399397.8	0.102 0.000	OK
	2	610.3 257851	11441.0 357.5	20.6 20.6	541 709	1312.4 178496.7	-174.2 -167.7	21619.4 20365.5	0.92	4070.4 399171.7	0.104 0.000	OK
	3	610.3 257851	11441.0 357.5	20.6 20.6	709 709	1461.2 103674.2	-23.0 -16.0	20365.5 20365.5	0.90	4065.7 398707.9	0.077 0.000	OK
	4	610.3 257851	11441.0 357.5	20.6 20.6	709 709	1459.5 103674.2	25.6 23.1	20365.5 20365.5	0.89	4065.7 398713.4	0.077 0.000	OK
	5	610.3 257851	11441.0 357.5	20.6 20.6	541 709	1335.4 178496.7	161.5 161.0	21619.4 20365.5	0.91	4069.7 399103.4	0.102 0.000	OK
	6	610.3 257851	11441.0 357.5	20.6 20.6	583 738	1207.5 153590.6	165.9 160.7	21305.9 20156.6	0.91	4073.4 399468.7	0.097 0.000	OK
11F	1	610.3 257851	11441.0 357.5	20.6 20.6	586 742	2005.2 151688.6	-186.8 -184.1	21278.9 20122.3	0.89	4044.1 396589.6	0.141 0.000	OK
	2	610.3 257851	11441.0 357.5	20.6 20.6	537 714	2059.9 180962.8	-180.5 -174.4	21646.9 20332.6	0.90	4041.5 396339.5	0.141 0.000	OK
	3	610.3 257851	11441.0 357.5	20.6 20.6	657 714	2287.3 120786.4	-29.8 -16.1	20753.2 20332.6	0.89	4030.2 395229.0	0.119 0.000	OK
	4	610.3 257851	11441.0 357.5	20.6 20.6	657 714	2285.6 120786.4	36.8 30.2	20753.2 20332.6	0.87	4030.3 395237.8	0.120 0.000	OK
	5	610.3 257851	11441.0 357.5	20.6 20.6	537 714	2092.6 180962.8	173.5 177.4	21646.9 20332.6	0.89	4040.0 396187.1	0.142 0.000	OK
	6	610.3 257851	11441.0 357.5	20.6 20.6	586 742	1967.9 151688.6	171.5 181.5	21278.9 20122.3	0.89	4045.8 396756.0	0.138 0.000	OK
10F	1	610.3 257851	11441.0 357.5	20.6 20.6	583 738	2830.4 153590.6	-173.3 -164.7	21305.9 20156.6	0.87	3998.4 392106.3	0.178 0.000	OK
	2	610.3 257851	11441.0 357.5	20.6 20.6	527 681	2959.0 188158.0	-166.5 -159.8	21723.9 20574.5	0.88	3989.8 391269.9	0.180 0.000	OK
	3	610.3 257851	11441.0 357.5	20.6 20.6	597 681	3251.5 146438.6	-20.7 -11.9	21201.5 20574.5	0.88	3969.0 389228.8	0.163 0.000	OK
	4	610.3 257851	11441.0 357.5	20.6 20.6	597 681	3249.8 146438.6	50.0 53.5	21201.5 20574.5	0.86	3969.2 389241.6	0.169 0.000	OK
	5	610.3 257851	11441.0 357.5	20.6 20.6	527 681	2998.5 188158.0	188.3 197.4	21723.9 20574.5	0.88	3987.1 391005.6	0.189 0.001	OK
	6	610.3 257851	11441.0 357.5	20.6 20.6	583 738	2792.8 153590.6	176.7 187.6	21305.9 20156.6	0.87	4000.8 392343.9	0.179 0.000	OK
9F	1	610.3 257851	11441.0 357.5	20.6 20.6	583 738	3691.9 153590.6	-158.8 -153.1	21305.9 20156.6	0.85	3934.0 385794.1	0.217 0.000	OK
	2	610.3 257851	11441.0 357.5	20.6 20.6	527 681	3945.7 188158.0	-145.8 -136.4	21723.9 20574.5	0.86	3911.8 383616.2	0.223 0.000	OK
	3	610.3 257851	11441.0 357.5	20.6 20.6	597 681	4300.1 146438.6	-4.8 1.3	21201.5 20574.5	0.94	3878.3 380333.2	0.210 0.000	OK
	4	610.3 257851	11441.0 357.5	20.6 20.6	597 681	4298.0 146438.6	60.6 56.6	21201.5 20574.5	0.83	3878.5 380352.8	0.222 0.000	OK
	5	610.3 257851	11441.0 357.5	20.6 20.6	527 681	3985.0 188158.0	201.6 201.1	21723.9 20574.5	0.85	3908.2 383265.6	0.237 0.001	OK
	6	610.3 257851	11441.0 357.5	20.6 20.6	583 738	3670.6 153590.6	188.1 197.1	21305.9 20156.6	0.85	3935.8 385969.8	0.224 0.001	OK
8F	1	610.3 257851	11441.0 357.5	20.6 20.6	583 738	4543.6 153590.6	-144.7 -140.1	21305.9 20156.6	0.83	3853.6 377913.5	0.256 0.000	OK

階名	軸名	A I	Zp σy	ix iy	lkx lky	N NE	MB MT	Ncrx Ncry	CM	Mcr Mpc	検定比1 検定比2	判定
8F	2	610.3 257851	11441.0 357.5	20.6 20.6	527 681	4937.3 188158.0	-126.3 -117.7	21723.9 20574.5	0.84	3810.9 373719.7	0.267 0.000	OK
	3	610.3 257851	11441.0 357.5	20.6 20.6	597 681	5350.7 146438.6	4.5 6.0	21201.5 20574.5	0.83	3762.2 368941.9	0.261 0.000	OK
	4	610.3 257851	11441.0 357.5	20.6 20.6	597 681	5348.4 146438.6	64.5 55.5	21201.5 20574.5	0.82	3762.4 368969.6	0.273 0.000	OK
	5	610.3 257851	11441.0 357.5	20.6 20.6	527 681	4971.2 188158.0	199.3 191.0	21723.9 20574.5	0.84	3807.0 373342.2	0.284 0.001	OK
	6	610.3 257851	11441.0 357.5	20.6 20.6	583 738	4549.2 153590.6	186.3 189.2	21305.9 20156.6	0.83	3853.1 377856.0	0.265 0.001	OK
7F	1	610.3 257851	11441.0 357.5	20.6 20.6	583 738	5386.0 153590.6	-128.2 -127.7	21305.9 20156.6	0.81	3757.8 368515.4	0.294 0.000	OK
	2	610.3 257851	11441.0 357.5	20.6 20.6	527 681	5934.8 188158.0	-107.6 -103.2	21723.9 20574.5	0.83	3686.6 361536.3	0.311 0.000	OK
	3	610.3 257851	11441.0 357.5	20.6 20.6	597 681	6403.2 146438.6	12.1 11.3	21201.5 20574.5	0.80	3620.4 355042.9	0.314 0.000	OK
	4	610.3 257851	11441.0 357.5	20.6 20.6	597 681	6400.5 146438.6	65.1 56.0	21201.5 20574.5	0.81	3620.8 355082.1	0.324 0.000	OK
	5	610.3 257851	11441.0 357.5	20.6 20.6	527 681	5960.2 188158.0	192.1 186.3	21723.9 20574.5	0.82	3683.2 361196.4	0.330 0.001	OK
	6	610.3 257851	11441.0 357.5	20.6 20.6	583 738	5424.9 153590.6	178.8 183.7	21305.9 20156.6	0.81	3753.0 368043.0	0.307 0.000	OK
6F	1	610.3 257851	11441.0 357.5	20.6 20.6	583 738	6220.0 153590.6	-119.7 -119.5	21305.9 20156.6	0.80	3646.9 357641.7	0.333 0.000	OK
	2	610.3 257851	11441.0 357.5	20.6 20.6	527 681	6937.6 188158.0	-91.7 -89.9	21723.9 20574.5	0.81	3538.8 347034.6	0.356 0.000	OK
	3	610.3 257851	11441.0 357.5	20.6 20.6	597 681	7457.6 146438.6	19.7 16.8	21201.5 20574.5	0.79	3453.0 338623.8	0.366 0.000	OK
	4	610.3 257851	11441.0 357.5	20.6 20.6	597 681	7454.3 146438.6	67.1 58.4	21201.5 20574.5	0.79	3453.6 338679.0	0.376 0.000	OK
	5	610.3 257851	11441.0 357.5	20.6 20.6	527 681	6951.7 188158.0	188.5 185.3	21723.9 20574.5	0.81	3536.5 346813.6	0.377 0.001	OK
	6	610.3 257851	11441.0 357.5	20.6 20.6	583 738	6297.8 153590.6	179.7 182.7	21305.9 20156.6	0.80	3635.8 356546.8	0.350 0.001	OK
5F	1	610.3 257851	11441.0 357.5	20.6 20.6	615 799	7044.0 138043.9	-82.2 -101.8	21068.6 19701.8	0.80	3521.7 345361.9	0.378 0.000	OK
	2	610.3 257851	11441.0 357.5	20.6 20.6	551 714	7947.2 171788.7	-55.5 -74.3	21541.7 20332.6	0.81	3366.6 330151.1	0.406 0.000	OK
	3	610.3 257851	11441.0 357.5	20.6 20.6	629 714	8514.4 131901.8	20.5 20.1	20963.5 20332.6	0.75	3259.6 319660.2	0.423 0.000	OK
	4	610.3 257851	11441.0 357.5	20.6 20.6	629 714	8510.5 131901.8	50.2 55.3	20963.5 20332.6	0.76	3260.4 319736.1	0.430 0.000	OK
	5	610.3 257851	11441.0 357.5	20.6 20.6	551 714	7948.0 171788.7	142.2 172.2	21541.7 20332.6	0.80	3366.4 330135.7	0.426 0.001	OK
	6	610.3 257851	11441.0 357.5	20.6 20.6	615 799	7164.2 138043.9	143.2 165.7	21068.6 19701.8	0.79	3502.2 343443.8	0.397 0.000	OK
4F	1	738.3 449214	16630.1 357.5	24.7 24.7	653 906	7869.2 213066.1	-106.2 -124.4	26121.1 24225.2	0.82	5240.6 513931.3	0.343 0.000	OK
	2	738.3 449214	16630.1 357.5	24.7 24.7	597 794	9018.1 255117.5	-75.2 -91.2	26394.2 25067.8	0.83	5019.9 492280.6	0.373 0.000	OK
	3	738.3 449214	16630.1 357.5	24.7 24.7	681 794	9630.8 195836.6	28.5 25.9	25910.5 25067.8	0.79	4889.9 479531.3	0.388 0.000	OK
	4	738.3 449214	16630.1 357.5	24.7 24.7	681 794	9625.8 195836.6	69.9 70.2	25910.5 25067.8	0.78	4890.9 479638.1	0.394 0.000	OK
	5	738.3 449214	16630.1 357.5	24.7 24.7	597 794	9003.5 255117.5	189.7 212.7	26394.2 25067.8	0.82	5022.9 492574.3	0.390 0.000	OK
	6	738.3 449214	16630.1 357.5	24.7 24.7	653 906	8035.5 213066.1	177.4 196.7	26121.1 24225.2	0.82	5210.5 510980.1	0.360 0.000	OK
3F	1	738.3 449214	16630.1 357.5	24.7 24.7	681 963	8692.6 195836.6	-85.2 -88.6	25910.5 23803.8	0.79	5085.5 498714.4	0.378 0.000	OK
	2	738.3 449214	16630.1 357.5	24.7 24.7	611 822	10094.6 243508.1	-50.7 -57.1	26394.2 24857.1	0.81	4785.8 469322.2	0.414 0.000	OK
	3	738.3 449214	16630.1 357.5	24.7 24.7	709 822	10749.9 180615.6	31.8 26.4	25699.8 24857.1	0.78	4630.3 454079.3	0.437 0.000	OK
	4	738.3 449214	16630.1 357.5	24.7 24.7	709 822	10744.4 180615.6	62.9 55.8	25699.8 24857.1	0.77	4631.7 454211.3	0.441 0.000	OK
	5	738.3 449214	16630.1 357.5	24.7 24.7	611 822	10062.5 243508.1	164.3 169.2	26394.2 24857.1	0.80	4793.1 470043.6	0.429 0.000	OK
	6	738.3 449214	16630.1 357.5	24.7 24.7	681 963	8909.1 195836.6	157.4 160.8	25910.5 23803.8	0.79	5042.1 494462.3	0.397 0.000	OK
2F	1	738.3 449214	16630.1 357.5	24.7 24.7	681 906	9502.0 195836.6	-57.6 -73.1	25910.5 24225.2	0.80	4917.9 482280.5	0.403 0.000	OK
	2	738.3 449214	16630.1 357.5	24.7 24.7	611 794	11182.3 243508.1	-21.7 -37.9	26394.2 25067.8	0.83	4522.4 443497.6	0.452 0.000	OK

階名	軸名	A I	Zp σy	ix iy	lkx lky	N NE	MB MT	Ncrx Ncry	CM	Mcr Mpc	検定比1 検定比2	判定
2F	3	738.3 449214	16630.1 357.5	24.7 24.7	709 794	11872.3 180615.6	32.2 30.1	25699.8 25067.8	0.75	4341.4 425748.0	0.478 0.000	OK
	4	738.3 449214	16630.1 357.5	24.7 24.7	709 794	11866.3 180615.6	49.8 52.9	25699.8 25067.8	0.75	4343.0 425905.5	0.481 0.000	OK
	5	738.3 449214	16630.1 357.5	24.7 24.7	611 794	11129.9 243508.1	127.7 154.4	26394.2 25067.8	0.80	4535.7 444802.2	0.466 0.000	OK
	6	738.3 449214	16630.1 357.5	24.7 24.7	681 906	9770.5 195836.6	139.7 149.8	25910.5 24225.2	0.78	4859.0 476505.7	0.424 0.000	OK
1F	1	738.3 449214	16630.1 357.5	24.7 24.7	671 766	10290.7 201574.3	11.7 -41.1	25983.6 25272.6	0.92	4740.3 464861.6	0.414 0.000	OK
	2	738.3 449214	16630.1 357.5	24.7 24.7	640 735	12291.1 222003.1	46.9 1.9	26220.6 25509.6	0.88	4226.3 414455.4	0.489 0.000	OK
	3	738.3 449214	16630.1 357.5	24.7 24.7	687 735	12999.5 192401.5	55.8 34.4	25865.1 25509.6	0.79	4022.4 394463.2	0.518 0.000	OK
	4	738.3 449214	16630.1 357.5	24.7 24.7	687 735	12994.2 192401.5	61.1 47.1	25865.1 25509.6	0.77	4024.0 394615.8	0.518 0.000	OK
	5	738.3 449214	16630.1 357.5	24.7 24.7	640 735	12217.4 222003.1	59.7 109.9	26220.6 25509.6	0.82	4246.8 416471.3	0.495 0.000	OK
	6	738.3 449214	16630.1 357.5	24.7 24.7	671 766	10610.1 201574.3	53.0 106.9	25983.6 25272.6	0.83	4664.3 457412.7	0.436 0.000	OK

Y方向負加力時 Bﾌﾚｰﾑ

階名	軸名	A I	Zp σy	ix iy	lkx lky	N NE	MB MT	Ncrx Ncry	CM	Mcr Mpc	検定比1 検定比2	判定
13F	1	610.3 257851	11441.0 357.5	20.6 20.6	548 583	410.8 173942.8	-261.7 -331.3	21567.2 21305.9	0.96	4088.2 400917.1	0.097 0.001	OK
	2	610.3 257851	11441.0 357.5	20.6 20.6	527 569	547.9 188158.0	-249.0 -296.9	21723.9 21410.4	0.95	4086.7 400769.5	0.095 0.001	OK
	3	610.3 257851	11441.0 357.5	20.6 20.6	611 569	576.1 139774.8	-35.0 -38.6	21097.0 21410.4	0.94	4086.3 400733.8	0.036 0.000	OK
	4	610.3 257851	11441.0 357.5	20.6 20.6	611 569	578.4 139774.8	60.3 65.2	21097.0 21410.4	0.94	4086.3 400730.9	0.042 0.000	OK
	5	610.3 257851	11441.0 357.5	20.6 20.6	527 569	540.6 188158.0	254.6 301.3	21723.9 21410.4	0.95	4086.8 400778.4	0.095 0.001	OK
	6	610.3 257851	11441.0 357.5	20.6 20.6	548 583	413.7 173942.8	264.4 332.4	21567.2 21305.9	0.96	4088.2 400914.5	0.097 0.001	OK
12F	1	610.3 257851	11441.0 357.5	20.6 20.6	569 653	772.9 161279.7	-219.2 -210.5	21410.4 20783.5	0.93	4083.3 400435.7	0.087 0.001	OK
	2	610.3 257851	11441.0 357.5	20.6 20.6	534 625	857.9 183231.9	-214.4 -212.5	21671.7 20992.5	0.93	4081.7 400279.8	0.090 0.001	OK
	3	610.3 257851	11441.0 357.5	20.6 20.6	681 611	970.3 112411.2	-28.1 -24.2	20574.5 21097.0	0.91	4079.4 400049.0	0.054 0.000	OK
	4	610.3 257851	11441.0 357.5	20.6 20.6	681 625	951.4 112411.2	46.7 35.4	20574.5 20992.5	0.92	4079.8 400089.8	0.057 0.000	OK
	5	610.3 257851	11441.0 357.5	20.6 20.6	534 625	819.4 183231.9	215.7 210.2	21671.7 20992.5	0.93	4082.5 400352.5	0.089 0.001	OK
	6	610.3 257851	11441.0 357.5	20.6 20.6	569 653	778.1 161279.7	218.7 206.1	21410.4 20783.5	0.93	4083.2 400426.5	0.088 0.001	OK
11F	1	610.3 257851	11441.0 357.5	20.6 20.6	572 657	1146.5 159282.4	-226.3 -235.5	21384.0 20753.2	0.92	4075.1 399630.0	0.108 0.001	OK
	2	610.3 257851	11441.0 357.5	20.6 20.6	530 615	1239.3 185827.9	-228.3 -230.1	21699.4 21068.6	0.92	4072.6 399381.3	0.111 0.001	OK
	3	610.3 257851	11441.0 357.5	20.6 20.6	629 615	1441.1 131901.8	-40.2 -31.0	20963.5 21068.6	0.91	4066.4 398773.5	0.078 0.000	OK
	4	610.3 257851	11441.0 357.5	20.6 20.6	629 615	1393.9 131901.8	61.8 40.5	20963.5 21068.6	0.91	4067.9 398924.0	0.080 0.000	OK
	5	610.3 257851	11441.0 357.5	20.6 20.6	530 615	1162.2 185827.9	226.3 220.7	21699.4 21068.6	0.92	4074.7 399589.2	0.106 0.001	OK
	6	610.3 257851	11441.0 357.5	20.6 20.6	572 657	1150.7 159282.4	225.3 225.9	21384.0 20753.2	0.92	4075.0 399619.1	0.106 0.001	OK
10F	1	610.3 257851	11441.0 357.5	20.6 20.6	569 653	1588.8 161279.7	-232.1 -237.4	21410.4 20783.5	0.90	4061.2 398270.8	0.129 0.001	OK
	2	610.3 257851	11441.0 357.5	20.6 20.6	527 597	1637.1 188158.0	-246.6 -249.3	21723.9 21201.5	0.91	4059.4 398095.6	0.133 0.001	OK
	3	610.3 257851	11441.0 357.5	20.6 20.6	583 597	1916.3 153590.6	-51.3 -51.4	21305.9 21201.5	0.89	4048.1 396981.0	0.102 0.000	OK
	4	610.3 257851	11441.0 357.5	20.6 20.6	583 597	1840.0 153590.6	58.8 49.4	21305.9 21201.5	0.90	4051.4 397303.1	0.100 0.000	OK
	5	610.3 257851	11441.0 357.5	20.6 20.6	527 611	1517.4 188158.0	225.1 218.3	21723.9 21097.0	0.91	4063.8 398520.0	0.123 0.001	OK
	6	610.3 257851	11441.0 357.5	20.6 20.6	569 653	1579.7 161279.7	217.6 211.0	21410.4 20783.5	0.90	4061.6 398303.2	0.124 0.001	OK
9F	1	610.3 257851	11441.0 357.5	20.6 20.6	569 653	2010.5 161279.7	-239.6 -237.8	21410.4 20783.5	0.89	4043.8 396565.4	0.149 0.001	OK

階名	軸名	A I	Zp σy	ix iy	lkx lky	N NE	MB MT	Ncrx Ncry	CM	Mcr Mpc	検定比1 検定比2	判定
9F	2	610.3 257851	11441.0 357.5	20.6 20.6	527 597	2019.2 188158.0	-255.0 -231.7	21723.9 21201.5	0.90	4043.4 396526.0	0.152 0.001	OK
	3	610.3 257851	11441.0 357.5	20.6 20.6	583 597	2381.3 153590.6	-56.4 -48.7	21305.9 21201.5	0.88	4025.2 394736.1	0.125 0.000	OK
	4	610.3 257851	11441.0 357.5	20.6 20.6	583 597	2301.0 153590.6	45.6 33.7	21305.9 21201.5	0.89	4029.5 395158.3	0.119 0.000	OK
	5	610.3 257851	11441.0 357.5	20.6 20.6	527 611	1893.0 188158.0	211.2 186.7	21723.9 21097.0	0.91	4049.1 397080.9	0.137 0.001	OK
	6	610.3 257851	11441.0 357.5	20.6 20.6	569 653	1983.3 161279.7	210.6 201.3	21410.4 20783.5	0.89	4045.1 396687.5	0.142 0.001	OK
8F	1	610.3 257851	11441.0 357.5	20.6 20.6	569 653	2431.3 161279.7	-239.7 -230.1	21410.4 20783.5	0.88	4022.4 394465.6	0.169 0.001	OK
	2	610.3 257851	11441.0 357.5	20.6 20.6	527 583	2400.3 188158.0	-255.9 -212.6	21723.9 21305.9	0.90	4024.1 394634.0	0.169 0.001	OK
	3	610.3 257851	11441.0 357.5	20.6 20.6	583 583	2850.5 153590.6	-56.9 -45.9	21305.9 21305.9	0.88	3997.1 391978.2	0.146 0.000	OK
	4	610.3 257851	11441.0 357.5	20.6 20.6	583 583	2765.1 153590.6	35.4 27.1	21305.9 21305.9	0.88	4002.6 392517.2	0.138 0.000	OK
	5	610.3 257851	11441.0 357.5	20.6 20.6	527 597	2269.8 188158.0	202.7 167.5	21723.9 21201.5	0.90	4031.1 395318.9	0.152 0.001	OK
	6	610.3 257851	11441.0 357.5	20.6 20.6	569 653	2380.6 161279.7	203.1 191.0	21410.4 20783.5	0.88	4025.2 394739.9	0.159 0.001	OK
7F	1	610.3 257851	11441.0 357.5	20.6 20.6	569 653	2850.9 161279.7	-231.8 -229.8	21410.4 20783.5	0.87	3997.0 391975.4	0.187 0.001	OK
	2	610.3 257851	11441.0 357.5	20.6 20.6	527 569	2991.0 188158.0	-234.0 -202.2	21723.9 21410.4	0.88	3987.7 391056.3	0.191 0.001	OK
	3	610.3 257851	11441.0 357.5	20.6 20.6	583 569	3535.3 153590.6	-54.1 -43.6	21305.9 21410.4	0.86	3947.0 387065.2	0.178 0.000	OK
	4	610.3 257851	11441.0 357.5	20.6 20.6	583 569	3443.6 153590.6	27.4 21.7	21305.9 21410.4	0.87	3954.3 387784.1	0.168 0.000	OK
	5	610.3 257851	11441.0 357.5	20.6 20.6	527 583	2856.7 188158.0	179.4 153.8	21723.9 21305.9	0.89	3996.7 391938.1	0.174 0.000	OK
	6	610.3 257851	11441.0 357.5	20.6 20.6	569 653	2774.2 161279.7	193.2 190.3	21410.4 20783.5	0.87	4002.0 392460.4	0.175 0.000	OK
6F	1	610.3 257851	11441.0 357.5	20.6 20.6	569 653	3271.9 161279.7	-236.2 -237.4	21410.4 20783.5	0.86	3967.5 389079.7	0.208 0.001	OK
	2	610.3 257851	11441.0 357.5	20.6 20.6	527 569	3579.6 188158.0	-240.9 -231.7	21723.9 21410.4	0.86	3943.4 386710.7	0.219 0.001	OK
	3	610.3 257851	11441.0 357.5	20.6 20.6	583 569	4222.0 153590.6	-54.0 -46.7	21305.9 21410.4	0.85	3885.9 381081.0	0.210 0.000	OK
	4	610.3 257851	11441.0 357.5	20.6 20.6	583 569	4123.4 153590.6	21.2 18.6	21305.9 21410.4	0.85	3895.4 382004.6	0.198 0.000	OK
	5	610.3 257851	11441.0 357.5	20.6 20.6	527 583	3442.6 188158.0	178.2 171.0	21723.9 21305.9	0.87	3954.4 387792.1	0.200 0.000	OK
	6	610.3 257851	11441.0 357.5	20.6 20.6	569 653	3166.5 161279.7	194.2 192.7	21410.4 20783.5	0.86	3975.3 389842.2	0.194 0.000	OK
5F	1	610.3 257851	11441.0 357.5	20.6 20.6	601 686	3686.8 144625.2	-188.9 -218.9	21173.7 20542.9	0.85	3934.4 385835.6	0.226 0.001	OK
	2	610.3 257851	11441.0 357.5	20.6 20.6	544 572	4171.0 176286.3	-147.1 -208.8	21594.3 21384.0	0.87	3890.8 381561.2	0.240 0.001	OK
	3	610.3 257851	11441.0 357.5	20.6 20.6	615 565	4913.0 138043.9	-35.5 -43.0	21068.6 21436.6	0.83	3813.6 373988.5	0.242 0.000	OK
	4	610.3 257851	11441.0 357.5	20.6 20.6	615 572	4806.5 138043.9	5.9 11.1	21068.6 21384.0	0.86	3825.5 375152.3	0.231 0.000	OK
	5	610.3 257851	11441.0 357.5	20.6 20.6	544 572	4031.6 176286.3	102.4 147.9	21594.3 21384.0	0.87	3903.9 382846.3	0.221 0.000	OK
	6	610.3 257851	11441.0 357.5	20.6 20.6	601 686	3551.3 144625.2	145.8 173.2	21173.7 20542.9	0.86	3945.7 386937.5	0.210 0.000	OK
4F	1	738.3 449214	16630.1 357.5	24.7 24.7	639 766	4108.1 222546.3	-240.9 -266.0	26226.5 25278.5	0.87	5753.2 564198.1	0.202 0.000	OK
	2	738.3 449214	16630.1 357.5	24.7 24.7	576 583	5224.4 274152.3	-237.8 -286.3	26394.2 26394.2	0.87	5634.7 552573.2	0.241 0.001	OK
	3	738.3 449214	16630.1 357.5	24.7 24.7	667 569	6072.6 204179.1	-50.1 -53.1	26015.8 26394.2	0.83	5525.6 541880.7	0.241 0.000	OK
	4	738.3 449214	16630.1 357.5	24.7 24.7	667 576	5957.1 204179.1	11.9 16.2	26015.8 26394.2	0.85	5541.5 543431.4	0.231 0.000	OK
	5	738.3 449214	16630.1 357.5	24.7 24.7	576 583	5082.5 274152.3	171.6 210.0	26394.2 26394.2	0.88	5651.3 554205.3	0.224 0.000	OK
	6	738.3 449214	16630.1 357.5	24.7 24.7	639 766	3942.5 222546.3	196.1 221.3	26226.5 25278.5	0.87	5768.4 565686.1	0.189 0.000	OK
3F	1	738.3 449214	16630.1 357.5	24.7 24.7	667 794	4534.2 204179.1	-209.4 -217.1	26015.8 25067.8	0.85	5711.3 560089.2	0.213 0.000	OK
	2	738.3 449214	16630.1 357.5	24.7 24.7	597 597	6278.8 255117.5	-193.0 -212.7	26394.2 26394.2	0.85	5496.7 539038.6	0.269 0.000	OK

階名	軸名	A I	Zp σy	ix iy	lkx lky	N NE	MB MT	Ncrx Ncry	CM	Mcr Mpc	検定比1 検定比2	判定
3F	3	738.3 449214	16630.1 357.5	24.7 24.7	681 597	7235.2 195836.6	-41.9 -41.3	25910.5 26394.2	0.81	5349.6 524617.2	0.285 0.000	OK
	4	738.3 449214	16630.1 357.5	24.7 24.7	681 597	7110.0 195836.6	2.3 4.7	25910.5 26394.2	0.86	5370.0 526620.3	0.275 0.000	OK
	5	738.3 449214	16630.1 357.5	24.7 24.7	597 597	6135.1 255117.5	131.6 146.2	26394.2 26394.2	0.85	5517.0 541029.8	0.254 0.000	OK
	6	738.3 449214	16630.1 357.5	24.7 24.7	667 794	4336.6 204179.1	164.2 170.5	26015.8 25067.8	0.86	5731.3 562045.2	0.198 0.000	OK
2F	1	738.3 449214	16630.1 357.5	24.7 24.7	653 794	4937.6 213066.1	-170.8 -190.0	26121.1 25067.8	0.86	5667.8 555825.0	0.225 0.000	OK
	2	738.3 449214	16630.1 357.5	24.7 24.7	597 597	7349.8 255117.5	-127.5 -183.5	26394.2 26394.2	0.86	5330.6 522751.4	0.306 0.000	OK
	3	738.3 449214	16630.1 357.5	24.7 24.7	681 583	8404.3 195836.6	-25.3 -36.1	25910.5 26394.2	0.82	5141.6 504214.1	0.330 0.000	OK
	4	738.3 449214	16630.1 357.5	24.7 24.7	681 597	8267.9 195836.6	-5.5 -2.2	25910.5 26394.2	0.86	5167.4 506751.2	0.320 0.000	OK
	5	738.3 449214	16630.1 357.5	24.7 24.7	597 597	7204.8 255117.5	70.6 113.4	26394.2 26394.2	0.86	5354.6 525106.8	0.290 0.000	OK
	6	738.3 449214	16630.1 357.5	24.7 24.7	653 794	4708.1 213066.1	121.3 143.2	26121.1 25067.8	0.86	5693.0 558296.0	0.209 0.000	OK
1F	1	738.3 449214	16630.1 357.5	24.7 24.7	656 719	5300.3 211419.1	-56.1 -114.4	26102.1 25628.1	0.88	5625.6 551682.0	0.224 0.000	OK
	2	738.3 449214	16630.1 357.5	24.7 24.7	624 624	8456.7 233402.3	-36.4 -109.6	26339.1 26339.1	0.87	5131.5 503227.8	0.338 0.000	OK
	3	738.3 449214	16630.1 357.5	24.7 24.7	671 624	9580.9 201574.3	-27.5 -31.5	25983.6 26339.1	0.80	4900.8 480599.6	0.373 0.000	OK
	4	738.3 449214	16630.1 357.5	24.7 24.7	671 624	9430.5 201574.3	-21.7 -10.8	25983.6 26339.1	0.84	4933.3 483791.7	0.366 0.000	OK
	5	738.3 449214	16630.1 357.5	24.7 24.7	624 624	8310.2 233402.3	-16.7 46.3	26339.1 26339.1	0.94	5159.4 505968.1	0.323 0.000	OK
	6	738.3 449214	16630.1 357.5	24.7 24.7	656 719	5040.6 211419.1	10.1 76.4	26102.1 25628.1	0.91	5656.1 554678.6	0.209 0.000	OK

Y方向負加力時 Cﾌﾚｰﾑ

階名	軸名	A I	Zp σy	ix iy	lkx lky	N NE	MB MT	Ncrx Ncry	CM	Mcr Mpc	検定比1 検定比2	判定
13F	1	271.0 62796	3767.7 357.5	15.2 15.2	611 555	64.2 34040.0	-4.6 -19.1	8661.0 8911.5	0.97	1346.9 132083.0	0.021 0.000	OK
	2	271.0 62796	3767.7 357.5	15.2 15.2	534 541	208.1 44623.3	-8.7 -0.3	9005.5 8974.2	0.96	1346.1 132009.5	0.029 0.000	OK
	3	271.0 62796	3767.7 357.5	15.2 15.2	527 534	200.3 45823.0	8.4 8.0	9036.8 9005.5	0.94	1346.2 132015.5	0.028 0.000	OK
	4	271.0 62796	3767.7 357.5	15.2 15.2	541 541	221.4 43470.1	31.3 29.7	8974.2 8974.2	0.93	1346.0 131998.7	0.046 0.000	OK
	5	271.0 62796	3767.7 357.5	15.2 15.2	555 548	221.8 41293.9	-8.7 -11.7	8911.5 8942.9	0.94	1346.0 131998.4	0.033 0.000	OK
	6	271.0 62796	3767.7 357.5	15.2 15.2	611 555	57.9 34040.0	-4.4 4.1	8661.0 8911.5	1.00	1346.9 132084.5	0.010 0.000	OK
12F	1	271.0 62796	3767.7 357.5	15.2 15.2	709 583	20.9 25248.2	1.3 3.3	8222.5 8786.3	0.98	1346.9 132089.9	0.005 0.000	OK
	2	271.0 62796	3767.7 357.5	15.2 15.2	541 555	310.1 43470.1	-13.4 -15.4	8974.2 8911.5	0.92	1345.1 131910.3	0.045 0.000	OK
	3	271.0 62796	3767.7 357.5	15.2 15.2	527 548	340.6 45823.0	6.7 5.8	9036.8 8942.9	0.92	1344.7 131873.0	0.043 0.000	OK
	4	271.0 62796	3767.7 357.5	15.2 15.2	555 555	329.4 41293.9	29.7 27.4	8911.5 8911.5	0.91	1344.9 131887.1	0.057 0.000	OK
	5	271.0 62796	3767.7 357.5	15.2 15.2	583 569	285.3 37404.6	-8.5 -7.7	8786.3 8848.9	0.92	1345.4 131938.0	0.038 0.000	OK
	6	271.0 62796	3767.7 357.5	15.2 15.2	709 583	9.5 25248.2	-8.0 -10.4	8222.5 8786.3	0.98	1346.9 132090.6	0.009 0.000	OK
11F	2	271.0 62796	3767.7 357.5	15.2 15.2	537 558	279.5 44070.7	-10.4 -12.2	8990.6 8896.1	0.93	1345.5 131944.2	0.040 0.000	OK
	3	271.0 62796	3767.7 357.5	15.2 15.2	530 551	337.5 45255.5	5.6 3.7	9022.2 8927.6	0.93	1344.8 131877.0	0.042 0.000	OK
	4	271.0 62796	3767.7 357.5	15.2 15.2	544 558	300.7 42931.8	30.5 26.5	8959.1 8896.1	0.92	1345.2 131921.1	0.055 0.000	OK
	5	271.0 62796	3767.7 357.5	15.2 15.2	558 572	224.1 40782.6	-15.4 -13.9	8896.1 8833.1	0.93	1346.0 131996.5	0.036 0.000	OK
10F	2	271.0 62796	3767.7 357.5	15.2 15.2	527 555	117.2 45823.0	-12.9 -16.0	9036.8 8911.5	0.95	1346.7 132065.0	0.024 0.000	OK
	3	271.0 62796	3767.7 357.5	15.2 15.2	527 548	185.1 45823.0	-0.1 -1.9	9036.8 8942.9	0.97	1346.3 132026.5	0.022 0.000	OK
	4	271.0 62796	3767.7 357.5	15.2 15.2	527 555	132.4 45823.0	26.1 24.7	9036.8 8911.5	0.95	1346.6 132057.9	0.033 0.000	OK

階名	軸名	A I	Zp σy	ix iy	lkx lky	N NE	MB MT	Ncrx Ncry	CM	Mcr Mpc	検定比1 検定比2	判定
10F	5	271.0 62796	3767.7 357.5	15.2 15.2	527 569	39.7 45823.0	-25.5 -26.7	9036.8 8848.9	0.97	1346.9 132087.8	0.024 0.000	OK

U-5.2　ＲＣ部材のせん断破壊の防止（保証設計）

U-5.2.1　ＲＣはり部材のせん断破壊の防止（保証設計）

ﾋﾝｼﾞ　：ヒンジ状態　0＝曲げヒンジ、x＝せん断破壊
QL　：長期せん断力　(kN)
Qm　：地震力によって生じるせん断力　(kN)
Qsu　：はりのせん断耐力　(kN)
n　：部材の端部のヒンジ状態により考慮される割り増し係数
判定　：ヒンジ状態がせん断破壊の場合には判定の対象外になります

Aフレーム（X方向正加力）

層名	軸名		ﾋﾝｼﾞ	QL	n	Qm	QL+n･Qm		Qsu	判定
1F	1	L		-152.0	1.200	1340.4	1456.5	≦	2535.4	OK
		R		203.3			1811.7	≦		
	2	L		-183.6	1.200	881.6	874.3	≦	2755.4	OK
		R		171.6			1229.5	≦		
	3	L		-177.7	1.200	944.8	956.0	≦	2679.9	OK
		R		177.5			1311.3	≦		
	4	L		-171.9	1.200	980.2	1004.4	≦	2753.4	OK
		R		183.4			1359.7	≦		
	5	L		-203.6	1.200	1117.9	1137.8	≦	2764.8	OK
		R		151.6			1493.1	≦		

Bフレーム（X方向正加力）

層名	軸名		ﾋﾝｼﾞ	QL	n	Qm	QL+n･Qm		Qsu	判定
1F	1	L		-182.3	1.200	1356.6	1445.6	≦	2535.4	OK
		R		247.1			1875.0	≦		
	2	L		-222.3	1.200	837.1	782.3	≦	2642.6	OK
		R		207.1			1211.7	≦		
	3	L		-214.5	1.200	888.5	851.7	≦	2588.7	OK
		R		214.9			1281.1	≦		
	4	L		-206.9	1.200	938.1	918.8	≦	2683.8	OK
		R		222.5			1348.2	≦		
	5	L		-247.2	1.200	1139.6	1120.4	≦	2726.9	OK
		R		182.2			1549.8	≦		

Cフレーム（X方向正加力）

層名	軸名		ﾋﾝｼﾞ	QL	n	Qm	QL+n･Qm		Qsu	判定
1F	1	L		-144.7	1.200	764.8	773.1	≦	2535.4	OK
		R		210.5			1128.3	≦		
	2	L		-185.6	1.200	484.4	395.6	≦	2535.4	OK
		R		169.6			750.9	≦		
	3	L		-176.4	1.200	502.8	426.9	≦	2535.4	OK
		R		178.9			782.2	≦		
	4	L		-169.7	1.200	475.5	401.0	≦	2535.4	OK
		R		185.6			756.2	≦		
	5	L		-211.3	1.200	748.9	687.3	≦	2946.0	OK
		R		143.9			1042.6	≦		

1フレーム（X方向正加力）

層名	軸名		ﾋﾝｼﾞ	QL	n	Qm	QL+n･Qm		Qsu	判定
1F	A	L		-408.6	1.200	22.5	381.6	≦	2535.4	OK
		R		510.6			537.6	≦		
	B	L		-296.0	1.200	-28.0	329.6	≦	3087.6	OK
		R		59.3			25.7	≦		

2フレーム（X方向正加力）

層名	軸名		ﾋﾝｼﾞ	QL	n	Qm	QL+n･Qm		Qsu	判定
1F	A	L		-537.2	1.200	32.0	498.9	≦	2535.4	OK
		R		668.7			707.1	≦		

2フレーム（X方向正加力）

層名	軸名		ﾋﾝｼﾞ	QL	n	Qm	QL+n･Qm		Qsu	判定
1F	B	L		-370.7	1.200	-28.5	405.0	≦	2999.8	OK
		R		58.7			24.4	≦		

3フレーム（X方向正加力）

層名	軸名		ﾋﾝｼﾞ	QL	n	Qm	QL+n･Qm		Qsu	判定
1F	A	L		-537.5	1.200	21.0	512.3	≦	2535.4	OK
		R		668.4			693.6	≦		
	B	L		-370.4	1.200	-40.6	419.2	≦	3001.6	OK
		R		59.0			10.3	≦		

4フレーム（X方向正加力）

層名	軸名		ﾋﾝｼﾞ	QL	n	Qm	QL+n･Qm		Qsu	判定
1F	A	L		-537.3	1.200	17.7	516.0	≦	2535.4	OK
		R		668.7			689.9	≦		
	B	L		-370.5	1.200	-53.5	434.7	≦	2829.0	OK
		R		58.9			5.3	≦		

5フレーム（X方向正加力）

層名	軸名		ﾋﾝｼﾞ	QL	n	Qm	QL+n･Qm		Qsu	判定
1F	A	L		-537.0	1.200	13.8	520.5	≦	2535.4	OK
		R		668.9			685.4	≦		
	B	L		-370.9	1.200	-68.0	452.5	≦	2967.0	OK
		R		58.5			23.1	≦		

6フレーム（X方向正加力）

層名	軸名		ﾋﾝｼﾞ	QL	n	Qm	QL+n･Qm		Qsu	判定
1F	A	L		-408.8	1.200	5.6	402.1	≦	2535.4	OK
		R		510.4			517.1	≦		
	B	L		-296.3	1.200	-46.1	351.6	≦	3044.6	OK
		R		59.0			3.7	≦		

Aフレーム（X方向負加力）

層名	軸名		ﾋﾝｼﾞ	QL	n	Qm	QL+n･Qm		Qsu	判定
1F	1	L		-152.0	1.200	-1118.2	1493.8	≦	2766.2	OK
		R		203.3			1138.6	≦		
	2	L		-183.6	1.200	-979.5	1359.0	≦	2753.3	OK
		R		171.6			1003.7	≦		
	3	L		-177.7	1.200	-944.4	1311.0	≦	2679.7	OK
		R		177.5			955.7	≦		
	4	L		-171.9	1.200	-880.8	1228.8	≦	2756.1	OK
		R		183.4			873.6	≦		
	5	L		-203.6	1.200	-1339.9	1811.5	≦	2535.4	OK
		R		151.6			1456.3	≦		

Bフレーム（X方向負加力）

層名	軸名		ﾋﾝｼﾞ	QL	n	Qm	QL+n･Qm		Qsu	判定
1F	1	L		-182.3	1.200	-1132.6	1541.5	≦	2724.7	OK
		R		247.1			1112.1	≦		
	2	L		-222.3	1.200	-935.3	1344.6	≦	2680.6	OK
		R		207.1			915.2	≦		
	3	L		-214.5	1.200	-900.3	1294.8	≦	2581.4	OK
		R		214.9			865.4	≦		
	4	L		-206.9	1.200	-846.1	1222.3	≦	2658.6	OK
		R		222.5			792.8	≦		
	5	L		-247.2	1.200	-1355.9	1874.2	≦	2535.4	OK
		R		182.2			1444.8	≦		

Cフレーム（X方向負加力）

層名	軸名		ﾋﾝｼﾞ	QL	n	Qm	QL+n･Qm		Qsu	判定
1F	1	L		-144.7	1.200	-742.3	1035.5	≦	2942.4	OK
		R		210.5			680.2	≦		
	2	L		-185.6	1.200	-489.3	772.8	≦	2535.4	OK
		R		169.6			417.6	≦		

Cフレーム（X方向負加力）

層名	軸名		ﾋﾝｼﾞ	QL	n	Qm	QL+n･Qm		Qsu	判定
1F	3	L		-176.4	1.200	-520.7	801.2	≦	2535.4	OK
		R		178.9			446.0	≦		
	4	L		-169.7	1.200	-475.6	740.3	≦	2550.2	OK
		R		185.6			385.1	≦		
	5	L		-211.3	1.200	-759.2	1122.4	≦	2535.4	OK
		R		143.9			767.1	≦		

1フレーム（X方向負加力）

層名	軸名		ﾋﾝｼﾞ	QL	n	Qm	QL+n･Qm		Qsu	判定
1F	A	L		-408.6	1.200	6.3	401.0	≦	2535.4	OK
		R		510.6			518.1	≦		
	B	L		-296.0	1.200	-45.2	350.2	≦	3045.3	OK
		R		59.3			5.1	≦		

2フレーム（X方向負加力）

層名	軸名		ﾋﾝｼﾞ	QL	n	Qm	QL+n･Qm		Qsu	判定
1F	A	L		-537.2	1.200	13.9	520.6	≦	2535.4	OK
		R		668.7			685.4	≦		
	B	L		-370.7	1.200	-65.2	449.0	≦	2965.4	OK
		R		58.7			19.6	≦		

3フレーム（X方向負加力）

層名	軸名		ﾋﾝｼﾞ	QL	n	Qm	QL+n･Qm		Qsu	判定
1F	A	L		-537.5	1.200	17.9	516.1	≦	2535.4	OK
		R		668.4			689.8	≦		
	B	L		-370.4	1.200	-51.1	431.7	≦	2774.8	OK
		R		59.0			2.3	≦		

4フレーム（X方向負加力）

層名	軸名		ﾋﾝｼﾞ	QL	n	Qm	QL+n･Qm		Qsu	判定
1F	A	L		-537.3	1.200	20.9	512.2	≦	2535.4	OK
		R		668.7			693.7	≦		
	B	L		-370.5	1.200	-37.6	415.7	≦	3004.3	OK
		R		58.9			13.8	≦		

5フレーム（X方向負加力）

層名	軸名		ﾋﾝｼﾞ	QL	n	Qm	QL+n･Qm		Qsu	判定
1F	A	L		-537.0	1.200	31.3	499.5	≦	2535.4	OK
		R		668.9			706.4	≦		
	B	L		-370.9	1.200	-30.2	407.2	≦	2994.8	OK
		R		58.5			22.2	≦		

6フレーム（X方向負加力）

層名	軸名		ﾋﾝｼﾞ	QL	n	Qm	QL+n･Qm		Qsu	判定
1F	A	L		-408.8	1.200	21.5	383.1	≦	2535.4	OK
		R		510.4			536.1	≦		
	B	L		-296.3	1.200	-29.3	331.4	≦	3086.0	OK
		R		59.0			23.8	≦		

1フレーム（Y方向正加力）

層名	軸名		ﾋﾝｼﾞ	QL	n	Qm	QL+n･Qm		Qsu	判定
1F	A	L		-408.6	1.200	614.2	328.4	≦	2535.4	OK
		R		510.6			1247.6	≦		
	B	L		-296.0	1.200	958.5	854.3	≦	2623.8	OK
		R		59.3			1209.5	≦		

2フレーム（Y方向正加力）

層名	軸名		ﾋﾝｼﾞ	QL	n	Qm	QL+n･Qm		Qsu	判定
1F	A	L		-537.2	1.200	634.3	223.9	≦	2535.4	OK
		R		668.7			1429.8	≦		
	B	L		-370.7	1.200	978.4	803.3	≦	2535.4	OK
		R		58.7			1232.7	≦		

3フレーム（Y方向正加力）

層名	軸名		ﾋﾝｼﾞ	QL	n	Qm	QL+n･Qm		Qsu	判定
1F	A	L		-537.5	1.200	633.0	222.1	≦	2535.4	OK
		R		668.4			1428.0	≦		
	B	L		-370.4	1.200	952.6	772.7	≦	2535.4	OK
		R		59.0			1202.1	≦		

4フレーム（Y方向正加力）

層名	軸名		ﾋﾝｼﾞ	QL	n	Qm	QL+n･Qm		Qsu	判定
1F	A	L		-537.3	1.200	632.8	222.1	≦	2535.4	OK
		R		668.7			1428.0	≦		
	B	L		-370.5	1.200	966.7	789.5	≦	2535.4	OK
		R		58.9			1218.9	≦		

5フレーム（Y方向正加力）

層名	軸名		ﾋﾝｼﾞ	QL	n	Qm	QL+n･Qm		Qsu	判定
1F	A	L		-537.0	1.200	633.6	223.2	≦	2535.4	OK
		R		668.9			1429.2	≦		
	B	L		-370.9	1.200	999.0	827.9	≦	2535.4	OK
		R		58.5			1257.3	≦		

6フレーム（Y方向正加力）

層名	軸名		ﾋﾝｼﾞ	QL	n	Qm	QL+n･Qm		Qsu	判定
1F	A	L		-408.8	1.200	609.5	322.6	≦	2535.4	OK
		R		510.4			1241.8	≦		
	B	L		-296.3	1.200	959.4	855.0	≦	2626.7	OK
		R		59.0			1210.2	≦		

Aフレーム（Y方向正加力）

層名	軸名		ﾋﾝｼﾞ	QL	n	Qm	QL+n･Qm		Qsu	判定
1F	1	L		-152.0	1.200	-16.9	172.3	≦	2535.4	OK
		R		203.3			183.0	≦		
	2	L		-183.6	1.200	-13.1	199.4	≦	2535.4	OK
		R		171.6			155.9	≦		
	3	L		-177.7	1.200	-13.6	194.1	≦	2535.4	OK
		R		177.5			161.1	≦		
	4	L		-171.9	1.200	-12.8	187.2	≦	2535.4	OK
		R		183.4			168.0	≦		
	5	L		-203.6	1.200	-25.6	234.4	≦	2862.7	OK
		R		151.6			120.9	≦		

Bフレーム（Y方向正加力）

層名	軸名		ﾋﾝｼﾞ	QL	n	Qm	QL+n･Qm		Qsu	判定
1F	1	L		-182.3	1.200	19.7	158.6	≦	2547.9	OK
		R		247.1			270.8	≦		
	2	L		-222.3	1.200	4.8	216.4	≦	2535.4	OK
		R		207.1			213.0	≦		
	3	L		-214.5	1.200	6.2	207.1	≦	2535.4	OK
		R		214.9			222.3	≦		
	4	L		-206.9	1.200	7.1	198.4	≦	2535.4	OK
		R		222.5			231.0	≦		
	5	L		-247.2	1.200	-0.4	247.6	≦	2535.4	OK
		R		182.2			181.8	≦		

Cフレーム（Y方向正加力）

層名	軸名		ﾋﾝｼﾞ	QL	n	Qm	QL+n･Qm		Qsu	判定
1F	1	L		-144.7	1.200	7.8	135.3	≦	2535.4	OK
		R		210.5			219.9	≦		
	2	L		-185.6	1.200	1.8	183.5	≦	2535.4	OK
		R		169.6			171.8	≦		
	3	L		-176.4	1.200	4.9	170.5	≦	2535.4	OK
		R		178.9			184.7	≦		
	4	L		-169.7	1.200	8.0	160.1	≦	2535.4	OK
		R		185.6			195.2	≦		
	5	L		-211.3	1.200	12.5	196.3	≦	2535.4	OK

Cフレーム（Y方向正加力）

層名	軸名		ﾋﾝｼﾞ	QL	n	Qm	QL+n･Qm		Qsu	判定
1F	5	R		143.9	1.200	12.5	159.0	≦	2535.4	OK

1フレーム（Y方向負加力）

層名	軸名		ﾋﾝｼﾞ	QL	n	Qm	QL+n･Qm		Qsu	判定
1F	A	L		-408.6	1.200	-611.5	1142.4	≦	2535.4	OK
		R		510.6			223.2	≦		
	B	L		-296.0	1.200	-950.0	1436.0	≦	2804.7	OK
		R		59.3			1080.7	≦		

2フレーム（Y方向負加力）

層名	軸名		ﾋﾝｼﾞ	QL	n	Qm	QL+n･Qm		Qsu	判定
1F	A	L		-537.2	1.200	-596.5	1253.1	≦	2535.4	OK
		R		668.7			47.2	≦		
	B	L		-370.7	1.200	-921.1	1476.1	≦	2762.7	OK
		R		58.7			1046.7	≦		

3フレーム（Y方向負加力）

層名	軸名		ﾋﾝｼﾞ	QL	n	Qm	QL+n･Qm		Qsu	判定
1F	A	L		-537.5	1.200	-575.4	1228.0	≦	2535.4	OK
		R		668.4			22.1	≦		
	B	L		-370.4	1.200	-913.4	1466.5	≦	2745.4	OK
		R		59.0			1037.1	≦		

4フレーム（Y方向負加力）

層名	軸名		ﾋﾝｼﾞ	QL	n	Qm	QL+n･Qm		Qsu	判定
1F	A	L		-537.3	1.200	-576.6	1229.2	≦	2535.4	OK
		R		668.7			23.3	≦		
	B	L		-370.5	1.200	-905.1	1456.7	≦	2756.8	OK
		R		58.9			1027.3	≦		

5フレーム（Y方向負加力）

層名	軸名		ﾋﾝｼﾞ	QL	n	Qm	QL+n･Qm		Qsu	判定
1F	A	L		-537.0	1.200	-598.9	1255.8	≦	2535.4	OK
		R		668.9			49.8	≦		
	B	L		-370.9	1.200	-911.7	1464.9	≦	2777.0	OK
		R		58.5			1035.5	≦		

6フレーム（Y方向負加力）

層名	軸名		ﾋﾝｼﾞ	QL	n	Qm	QL+n･Qm		Qsu	判定
1F	A	L		-408.8	1.200	-606.2	1136.3	≦	2535.4	OK
		R		510.4			217.1	≦		
	B	L		-296.3	1.200	-952.4	1439.2	≦	2817.6	OK
		R		59.0			1083.9	≦		

Aフレーム（Y方向負加力）

層名	軸名		ﾋﾝｼﾞ	QL	n	Qm	QL+n･Qm		Qsu	判定
1F	1	L		-152.0	1.200	16.5	132.1	≦	2606.2	OK
		R		203.3			223.1	≦		
	2	L		-183.6	1.200	8.6	173.3	≦	2535.4	OK
		R		171.6			181.9	≦		
	3	L		-177.7	1.200	12.4	162.8	≦	2535.4	OK
		R		177.5			192.4	≦		
	4	L		-171.9	1.200	14.9	154.0	≦	2557.5	OK
		R		183.4			201.2	≦		
	5	L		-203.6	1.200	10.4	191.2	≦	2535.4	OK
		R		151.6			164.1	≦		

Bフレーム（Y方向負加力）

層名	軸名		ﾋﾝｼﾞ	QL	n	Qm	QL+n･Qm		Qsu	判定
1F	1	L		-182.3	1.200	-6.5	190.2	≦	2535.4	OK
		R		247.1			239.2	≦		
	2	L		-222.3	1.200	-8.8	232.9	≦	2535.4	OK
		R		207.1			196.5	≦		

Bフレーム（Y方向負加力）

層名	軸名		ﾋﾝｼﾞ	QL	n	Qm	QL+n･Qm		Qsu	判定
1F	3	L		-214.5	1.200	-5.6	221.1	≦	2535.4	OK
		R		214.9			208.3	≦		
	4	L		-206.9	1.200	-1.7	208.9	≦	2535.4	OK
		R		222.5			220.5	≦		
	5	L		-247.2	1.200	-10.1	259.3	≦	2535.4	OK
		R		182.2			170.1	≦		

Cフレーム（Y方向負加力）

層名	軸名		ﾋﾝｼﾞ	QL	n	Qm	QL+n･Qm		Qsu	判定
1F	1	L		-144.7	1.200	-4.2	149.8	≦	2535.4	OK
		R		210.5			205.4	≦		
	2	L		-185.6	1.200	-3.7	190.0	≦	2535.4	OK
		R		169.6			165.2	≦		
	3	L		-176.4	1.200	-5.5	183.0	≦	2535.4	OK
		R		178.9			172.2	≦		
	4	L		-169.7	1.200	-4.3	174.9	≦	2535.4	OK
		R		185.6			180.4	≦		
	5	L		-211.3	1.200	-13.9	228.0	≦	2675.0	OK
		R		143.9			127.3	≦		

U-5.3　はりの横補剛による変形能力の確保（保有耐力横補剛）

記号	単位	説明
分類		①：はり全長にわたって均等間隔で横補剛を設ける場合 ②：主としてはり端部に近い部分に横補剛を設ける場合
断面寸法	mm	はり断面寸法
L	mm	はり長さ

（①：はり全長にわたって均等間隔で横補剛を設ける場合）
（断面と材料種別による（λy/λ）の左端、中央、右端の最大を出力します）

iy	mm	はりの弱軸まわりの断面二次半径
λy		はりの弱軸まわりの細長比（=L/iy）
n		（はり長さ/最大横補剛間隔）で計算された横補剛箇所数
λ		はり全長にわたって均等間隔で横補剛を設ける場合のチェック 170 + 20n（400ﾆｭｰﾄﾝ級炭素鋼のはりの場合） 130 + 20n（490ﾆｭｰﾄﾝ級炭素鋼のはりの場合）
間隔1	mm	配置されている横補剛の最大間隔
間隔2	mm	配置されている横補剛の最小間隔

（②：主としてはり端部に近い部分に横補剛を設ける場合）

lbmax	mm	主としてはり端部に近い部分に横補剛を設ける場合の横補剛間隔 min(250･(Af/h) , 65･iy)（400ﾆｭｰﾄﾝ級炭素鋼のはりの場合） min(200･(Af/h) , 50･iy)（490ﾆｭｰﾄﾝ級炭素鋼のはりの場合）
α1（α2）		左端部（右端部）の鋼材種別による割増係数
Mp1（Mp2）	kN･m	左端部（右端部）の終局曲げモーメント
My1（My2）	kN･m	左端部（右端部）の降伏曲げモーメント
l1（l2）	mm	左端部（右端部）のMyを超える範囲
lb1（lb2）	mm	左端軸心（右端軸心）から左側（右側）の１本目の補剛位置までの距離
Af	mm2	圧縮フランジの断面積
h	mm	はりせい
判定		①と②の計算でどちらかがＯＫの場合には、ＯＫとします

フレーム名 層名 軸名	はり符号	分類		断面寸法	鋼材種別	L	iy lbmax	λy Mp1 Mp2	n α1 α2	λ My1 My2	間隔1 l1 l2	間隔2 lb1 lb2	判定
A 2F 1	GX2	①		RH - 912x302x18.0x34.0	SN490	7200	65.9	109.2	1	150.0	3600	3600	OK
		②	L	RH - 912x302x18.0x34.0	SN490	7200	2252	4009.5	1.1	3499.5	744	3600	
			R	RH - 912x302x18.0x34.0	SN490			4009.5	1.1	3499.5	744	3600	
A 3F 1	GX2	①		RH - 912x302x18.0x34.0	SN490	7200	65.9	109.2	1	150.0	3600	3600	OK
		②	L	RH - 912x302x18.0x34.0	SN490	7200	2252	4009.5	1.1	3499.5	744	3600	
			R	RH - 912x302x18.0x34.0	SN490			4009.5	1.1	3499.5	744	3600	
A 4F 1	GX2	①		RH - 912x302x18.0x34.0	SN490	7200	65.9	109.2	1	150.0	3600	3600	OK
		②	L	RH - 912x302x18.0x34.0	SN490	7200	2252	4009.5	1.1	3499.5	744	3600	
			R	RH - 912x302x18.0x34.0	SN490			4009.5	1.1	3499.5	744	3600	
A 5F 1	GX2	①		RH - 912x302x18.0x34.0	SN490	7200	65.9	109.2	1	150.0	3600	3600	OK
		②	L	RH - 912x302x18.0x34.0	SN490	7200	2252	4009.5	1.1	3499.5	744	3600	
			R	RH - 912x302x18.0x34.0	SN490			4009.5	1.1	3499.5	744	3600	

フレーム名 層名 軸名	はり符号	分類		断面寸法	鋼材種別	L	iy lbmax	λy Mp1 Mp2	n α1 α2	λ My1 My2	間隔1 l1 l2	間隔2 lb1 lb2	判定
A 6F 1	GX2	①		RH - 912x302x18.0x34.0	SN490	7200	65.9	109.2	1	150.0	3600	3600	OK
		②	L	RH - 912x302x18.0x34.0	SN490	7200	2252	4009.5	1.1	3499.5	744	3600	
			R	RH - 912x302x18.0x34.0	SN490			4009.5	1.1	3499.5	744	3600	
A 7F 1	GX2	①		RH - 912x302x18.0x34.0	SN490	7200	65.9	109.2	1	150.0	3600	3600	OK
		②	L	RH - 912x302x18.0x34.0	SN490	7200	2252	4009.5	1.1	3499.5	744	3600	
			R	RH - 912x302x18.0x34.0	SN490			4009.5	1.1	3499.5	744	3600	
A 8F 1	GX2	①		RH - 912x302x18.0x34.0	SN490	7200	65.9	109.2	1	150.0	3600	3600	OK
		②	L	RH - 912x302x18.0x34.0	SN490	7200	2252	4009.5	1.1	3499.5	744	3600	
			R	RH - 912x302x18.0x34.0	SN490			4009.5	1.1	3499.5	744	3600	
A 9F 1	GX2	①		RH - 912x302x18.0x34.0	SN490	7200	65.9	109.2	1	150.0	3600	3600	OK
		②	L	RH - 912x302x18.0x34.0	SN490	7200	2252	4009.5	1.1	3499.5	744	3600	
			R	RH - 912x302x18.0x34.0	SN490			4009.5	1.1	3499.5	744	3600	
A 10F 1	GX2	①		RH - 912x302x18.0x34.0	SN490	7200	65.9	109.2	1	150.0	3600	3600	OK
		②	L	RH - 912x302x18.0x34.0	SN490	7200	2252	4009.5	1.1	3499.5	744	3600	
			R	RH - 912x302x18.0x34.0	SN490			4009.5	1.1	3499.5	744	3600	
A 11F 1	GX2	①		RH - 912x302x18.0x34.0	SN490	7200	65.9	109.2	1	150.0	3600	3600	OK
		②	L	RH - 912x302x18.0x34.0	SN490	7200	2252	4009.5	1.1	3499.5	744	3600	
			R	RH - 912x302x18.0x34.0	SN490			4009.5	1.1	3499.5	744	3600	
A 12F 1	GX2	①		RH - 912x302x18.0x34.0	SN400	7200	65.9	109.2	1	190.0	3600	3600	OK
		②	L	RH - 912x302x18.0x34.0	SN400	7200	2815	2899.2	1.2	2530.4	982	3600	
			R	RH - 912x302x18.0x34.0	SN400			2899.2	1.2	2530.4	982	3600	
A 13F 1	GX2	①		RH - 912x302x18.0x34.0	SN400	7200	65.9	109.2	1	190.0	3600	3600	OK
		②	L	RH - 912x302x18.0x34.0	SN400	7200	2815	2899.2	1.2	2530.4	982	3600	
			R	RH - 912x302x18.0x34.0	SN400			2899.2	1.2	2530.4	982	3600	
A 14F 1	GX2	①		RH - 912x302x18.0x34.0	SN400	7200	65.9	109.2	1	190.0	3600	3600	OK
		②	L	RH - 912x302x18.0x34.0	SN400	7200	2815	2899.2	1.2	2530.4	982	3600	
			R	RH - 912x302x18.0x34.0	SN400			2899.2	1.2	2530.4	982	3600	
A 2F 2	GX1	①		RH - 700x300x13.0x24.0	SN490	7200	68.3	105.3	1	150.0	3600	3600	OK
		②	L	RH - 700x300x13.0x24.0	SN490	7200	2057	2060.0	1.1	1833.8	687	3600	
			R	RH - 700x300x13.0x24.0	SN490			2060.0	1.1	1833.8	687	3600	
A 3F 2	GX1	①		RH - 700x300x13.0x24.0	SN490	7200	68.3	105.3	1	150.0	3600	3600	OK
		②	L	RH - 700x300x13.0x24.0	SN490	7200	2057	2060.0	1.1	1833.8	687	3600	
			R	RH - 700x300x13.0x24.0	SN490			2060.0	1.1	1833.8	687	3600	
A 4F 2	GX1	①		RH - 700x300x13.0x24.0	SN490	7200	68.3	105.3	1	150.0	3600	3600	OK
		②	L	RH - 700x300x13.0x24.0	SN490	7200	2057	2060.0	1.1	1833.8	687	3600	
			R	RH - 700x300x13.0x24.0	SN490			2060.0	1.1	1833.8	687	3600	
A 5F 2	GX1	①		RH - 700x300x13.0x24.0	SN490	7200	68.3	105.3	1	150.0	3600	3600	OK
		②	L	RH - 700x300x13.0x24.0	SN490	7200	2057	2060.0	1.1	1833.8	687	3600	
			R	RH - 700x300x13.0x24.0	SN490			2060.0	1.1	1833.8	687	3600	
A 6F 2	GX1	①		RH - 700x300x13.0x24.0	SN490	7200	68.3	105.3	1	150.0	3600	3600	OK
		②	L	RH - 700x300x13.0x24.0	SN490	7200	2057	2060.0	1.1	1833.8	687	3600	
			R	RH - 700x300x13.0x24.0	SN490			2060.0	1.1	1833.8	687	3600	
A 7F 2	GX1	①		RH - 700x300x13.0x24.0	SN490	7200	68.3	105.3	1	150.0	3600	3600	OK
		②	L	RH - 700x300x13.0x24.0	SN490	7200	2057	2060.0	1.1	1833.8	687	3600	
			R	RH - 700x300x13.0x24.0	SN490			2060.0	1.1	1833.8	687	3600	
A 8F 2	GX1	①		RH - 700x300x13.0x24.0	SN490	7200	68.3	105.3	1	150.0	3600	3600	OK
		②	L	RH - 700x300x13.0x24.0	SN490	7200	2057	2060.0	1.1	1833.8	687	3600	
			R	RH - 700x300x13.0x24.0	SN490			2060.0	1.1	1833.8	687	3600	
A 9F 2	GX1	①		RH - 700x300x13.0x24.0	SN490	7200	68.3	105.3	1	150.0	3600	3600	OK
		②	L	RH - 700x300x13.0x24.0	SN490	7200	2057	2060.0	1.1	1833.8	687	3600	
			R	RH - 700x300x13.0x24.0	SN490			2060.0	1.1	1833.8	687	3600	
A 10F 2	GX1	①		RH - 700x300x13.0x24.0	SN490	7200	68.3	105.3	1	150.0	3600	3600	OK
		②	L	RH - 700x300x13.0x24.0	SN490	7200	2057	2060.0	1.1	1833.8	687	3600	
			R	RH - 700x300x13.0x24.0	SN490			2060.0	1.1	1833.8	687	3600	
A 11F 2	GX1	①		RH - 700x300x13.0x24.0	SN490	7200	68.3	105.3	1	150.0	3600	3600	OK
		②	L	RH - 700x300x13.0x24.0	SN490	7200	2057	2060.0	1.1	1833.8	687	3600	
			R	RH - 700x300x13.0x24.0	SN490			2060.0	1.1	1833.8	687	3600	
A 12F 2	GX1	①		RH - 588x300x12.0x20.0	SN400	7200	69.4	103.8	1	190.0	3600	3600	OK
		②	L	RH - 588x300x12.0x20.0	SN400	7200	2551	1021.8	1.2	914.0	917	3600	
			R	RH - 588x300x12.0x20.0	SN400			1021.8	1.2	914.0	917	3600	
A 13F 2	GX1	①		RH - 588x300x12.0x20.0	SN400	7200	69.4	103.8	1	190.0	3600	3600	OK
		②	L	RH - 588x300x12.0x20.0	SN400	7200	2551	1021.8	1.2	914.0	917	3600	
			R	RH - 588x300x12.0x20.0	SN400			1021.8	1.2	914.0	917	3600	
A 14F 2	GX1	①		RH - 588x300x12.0x20.0	SN400	7200	69.4	103.8	1	190.0	3600	3600	OK
		②	L	RH - 588x300x12.0x20.0	SN400	7200	2551	1021.8	1.2	914.0	917	3600	
			R	RH - 588x300x12.0x20.0	SN400			1021.8	1.2	914.0	917	3600	
A 2F 3	GX1	①		RH - 700x300x13.0x24.0	SN490	7200	68.3	105.3	1	150.0	3600	3600	OK
		②	L	RH - 700x300x13.0x24.0	SN490	7200	2057	2060.0	1.1	1833.8	687	3600	
			R	RH - 700x300x13.0x24.0	SN490			2060.0	1.1	1833.8	687	3600	

フレーム名 層名 軸名	はり符号	分類		断面寸法	鋼材種別	L	iy lbmax	λy Mp1 Mp2	n α1 α2	λ My1 My2	間隔1 l1 l2	間隔2 lb1 lb2	判定
A 3F 3	GX1	①		RH - 700x300x13.0x24.0	SN490	7200	68.3	105.3	1	150.0	3600	3600	OK
		②	L	RH - 700x300x13.0x24.0	SN490	7200	2057	2060.0	1.1	1833.8	687	3600	
			R	RH - 700x300x13.0x24.0	SN490			2060.0	1.1	1833.8	687	3600	
A 4F 3	GX1	①		RH - 700x300x13.0x24.0	SN490	7200	68.3	105.3	1	150.0	3600	3600	OK
		②	L	RH - 700x300x13.0x24.0	SN490	7200	2057	2060.0	1.1	1833.8	687	3600	
			R	RH - 700x300x13.0x24.0	SN490			2060.0	1.1	1833.8	687	3600	
A 5F 3	GX1	①		RH - 700x300x13.0x24.0	SN490	7200	68.3	105.3	1	150.0	3600	3600	OK
		②	L	RH - 700x300x13.0x24.0	SN490	7200	2057	2060.0	1.1	1833.8	687	3600	
			R	RH - 700x300x13.0x24.0	SN490			2060.0	1.1	1833.8	687	3600	
A 6F 3	GX1	①		RH - 700x300x13.0x24.0	SN490	7200	68.3	105.3	1	150.0	3600	3600	OK
		②	L	RH - 700x300x13.0x24.0	SN490	7200	2057	2060.0	1.1	1833.8	687	3600	
			R	RH - 700x300x13.0x24.0	SN490			2060.0	1.1	1833.8	687	3600	
A 7F 3	GX1	①		RH - 700x300x13.0x24.0	SN490	7200	68.3	105.3	1	150.0	3600	3600	OK
		②	L	RH - 700x300x13.0x24.0	SN490	7200	2057	2060.0	1.1	1833.8	687	3600	
			R	RH - 700x300x13.0x24.0	SN490			2060.0	1.1	1833.8	687	3600	
A 8F 3	GX1	①		RH - 700x300x13.0x24.0	SN490	7200	68.3	105.3	1	150.0	3600	3600	OK
		②	L	RH - 700x300x13.0x24.0	SN490	7200	2057	2060.0	1.1	1833.8	687	3600	
			R	RH - 700x300x13.0x24.0	SN490			2060.0	1.1	1833.8	687	3600	
A 9F 3	GX1	①		RH - 700x300x13.0x24.0	SN490	7200	68.3	105.3	1	150.0	3600	3600	OK
		②	L	RH - 700x300x13.0x24.0	SN490	7200	2057	2060.0	1.1	1833.8	687	3600	
			R	RH - 700x300x13.0x24.0	SN490			2060.0	1.1	1833.8	687	3600	
A 10F 3	GX1	①		RH - 700x300x13.0x24.0	SN490	7200	68.3	105.3	1	150.0	3600	3600	OK
		②	L	RH - 700x300x13.0x24.0	SN490	7200	2057	2060.0	1.1	1833.8	687	3600	
			R	RH - 700x300x13.0x24.0	SN490			2060.0	1.1	1833.8	687	3600	
A 11F 3	GX1	①		RH - 700x300x13.0x24.0	SN490	7200	68.3	105.3	1	150.0	3600	3600	OK
		②	L	RH - 700x300x13.0x24.0	SN490	7200	2057	2060.0	1.1	1833.8	687	3600	
			R	RH - 700x300x13.0x24.0	SN490			2060.0	1.1	1833.8	687	3600	
A 12F 3	GX1	①		RH - 588x300x12.0x20.0	SN400	7200	69.4	103.8	1	190.0	3600	3600	OK
		②	L	RH - 588x300x12.0x20.0	SN400	7200	2551	1021.8	1.2	914.0	917	3600	
			R	RH - 588x300x12.0x20.0	SN400			1021.8	1.2	914.0	917	3600	
A 13F 3	GX1	①		RH - 588x300x12.0x20.0	SN400	7200	69.4	103.8	1	190.0	3600	3600	OK
		②	L	RH - 588x300x12.0x20.0	SN400	7200	2551	1021.8	1.2	914.0	917	3600	
			R	RH - 588x300x12.0x20.0	SN400			1021.8	1.2	914.0	917	3600	
A 14F 3	GX1	①		RH - 588x300x12.0x20.0	SN400	7200	69.4	103.8	1	190.0	3600	3600	OK
		②	L	RH - 588x300x12.0x20.0	SN400	7200	2551	1021.8	1.2	914.0	917	3600	
			R	RH - 588x300x12.0x20.0	SN400			1021.8	1.2	914.0	917	3600	
A 2F 4	GX1	①		RH - 700x300x13.0x24.0	SN490	7200	68.3	105.3	1	150.0	3600	3600	OK
		②	L	RH - 700x300x13.0x24.0	SN490	7200	2057	2060.0	1.1	1833.8	687	3600	
			R	RH - 700x300x13.0x24.0	SN490			2060.0	1.1	1833.8	687	3600	
A 3F 4	GX1	①		RH - 700x300x13.0x24.0	SN490	7200	68.3	105.3	1	150.0	3600	3600	OK
		②	L	RH - 700x300x13.0x24.0	SN490	7200	2057	2060.0	1.1	1833.8	687	3600	
			R	RH - 700x300x13.0x24.0	SN490			2060.0	1.1	1833.8	687	3600	
A 4F 4	GX1	①		RH - 700x300x13.0x24.0	SN490	7200	68.3	105.3	1	150.0	3600	3600	OK
		②	L	RH - 700x300x13.0x24.0	SN490	7200	2057	2060.0	1.1	1833.8	687	3600	
			R	RH - 700x300x13.0x24.0	SN490			2060.0	1.1	1833.8	687	3600	
A 5F 4	GX1	①		RH - 700x300x13.0x24.0	SN490	7200	68.3	105.3	1	150.0	3600	3600	OK
		②	L	RH - 700x300x13.0x24.0	SN490	7200	2057	2060.0	1.1	1833.8	687	3600	
			R	RH - 700x300x13.0x24.0	SN490			2060.0	1.1	1833.8	687	3600	
A 6F 4	GX1	①		RH - 700x300x13.0x24.0	SN490	7200	68.3	105.3	1	150.0	3600	3600	OK
		②	L	RH - 700x300x13.0x24.0	SN490	7200	2057	2060.0	1.1	1833.8	687	3600	
			R	RH - 700x300x13.0x24.0	SN490			2060.0	1.1	1833.8	687	3600	
A 7F 4	GX1	①		RH - 700x300x13.0x24.0	SN490	7200	68.3	105.3	1	150.0	3600	3600	OK
		②	L	RH - 700x300x13.0x24.0	SN490	7200	2057	2060.0	1.1	1833.8	687	3600	
			R	RH - 700x300x13.0x24.0	SN490			2060.0	1.1	1833.8	687	3600	
A 8F 4	GX1	①		RH - 700x300x13.0x24.0	SN490	7200	68.3	105.3	1	150.0	3600	3600	OK
		②	L	RH - 700x300x13.0x24.0	SN490	7200	2057	2060.0	1.1	1833.8	687	3600	
			R	RH - 700x300x13.0x24.0	SN490			2060.0	1.1	1833.8	687	3600	
A 9F 4	GX1	①		RH - 700x300x13.0x24.0	SN490	7200	68.3	105.3	1	150.0	3600	3600	OK
		②	L	RH - 700x300x13.0x24.0	SN490	7200	2057	2060.0	1.1	1833.8	687	3600	
			R	RH - 700x300x13.0x24.0	SN490			2060.0	1.1	1833.8	687	3600	
A 10F 4	GX1	①		RH - 700x300x13.0x24.0	SN490	7200	68.3	105.3	1	150.0	3600	3600	OK
		②	L	RH - 700x300x13.0x24.0	SN490	7200	2057	2060.0	1.1	1833.8	687	3600	
			R	RH - 700x300x13.0x24.0	SN490			2060.0	1.1	1833.8	687	3600	
A 11F 4	GX1	①		RH - 700x300x13.0x24.0	SN490	7200	68.3	105.3	1	150.0	3600	3600	OK
		②	L	RH - 700x300x13.0x24.0	SN490	7200	2057	2060.0	1.1	1833.8	687	3600	
			R	RH - 700x300x13.0x24.0	SN490			2060.0	1.1	1833.8	687	3600	
A 12F 4	GX1	①		RH - 588x300x12.0x20.0	SN400	7200	69.4	103.8	1	190.0	3600	3600	OK
		②	L	RH - 588x300x12.0x20.0	SN400	7200	2551	1021.8	1.2	914.0	917	3600	
			R	RH - 588x300x12.0x20.0	SN400			1021.8	1.2	914.0	917	3600	

フレーム名 層名 軸名	はり符号	分類		断面寸法	鋼材種別	L	iy lbmax	λy Mp1 Mp2	n α1 α2	λ My1 My2	間隔1 l1 l2	間隔2 lb1 lb2	判定
A 13F 4	GX1	①		RH - 588x300x12.0x20.0	SN400	7200	69.4	103.8	1	190.0	3600	3600	OK
		②	L	RH - 588x300x12.0x20.0	SN400	7200	2551	1021.8	1.2	914.0	917	3600	
			R	RH - 588x300x12.0x20.0	SN400			1021.8	1.2	914.0	917	3600	
A 14F 4	GX1	①		RH - 588x300x12.0x20.0	SN400	7200	69.4	103.8	1	190.0	3600	3600	OK
		②	L	RH - 588x300x12.0x20.0	SN400	7200	2551	1021.8	1.2	914.0	917	3600	
			R	RH - 588x300x12.0x20.0	SN400			1021.8	1.2	914.0	917	3600	
A 2F 5	GX2	①		RH - 912x302x18.0x34.0	SN490	7200	65.9	109.2	1	150.0	3600	3600	OK
		②	L	RH - 912x302x18.0x34.0	SN490	7200	2252	4009.5	1.1	3499.5	744	3600	
			R	RH - 912x302x18.0x34.0	SN490			4009.5	1.1	3499.5	744	3600	
A 3F 5	GX2	①		RH - 912x302x18.0x34.0	SN490	7200	65.9	109.2	1	150.0	3600	3600	OK
		②	L	RH - 912x302x18.0x34.0	SN490	7200	2252	4009.5	1.1	3499.5	744	3600	
			R	RH - 912x302x18.0x34.0	SN490			4009.5	1.1	3499.5	744	3600	
A 4F 5	GX2	①		RH - 912x302x18.0x34.0	SN490	7200	65.9	109.2	1	150.0	3600	3600	OK
		②	L	RH - 912x302x18.0x34.0	SN490	7200	2252	4009.5	1.1	3499.5	744	3600	
			R	RH - 912x302x18.0x34.0	SN490			4009.5	1.1	3499.5	744	3600	
A 5F 5	GX2	①		RH - 912x302x18.0x34.0	SN490	7200	65.9	109.2	1	150.0	3600	3600	OK
		②	L	RH - 912x302x18.0x34.0	SN490	7200	2252	4009.5	1.1	3499.5	744	3600	
			R	RH - 912x302x18.0x34.0	SN490			4009.5	1.1	3499.5	744	3600	
A 6F 5	GX2	①		RH - 912x302x18.0x34.0	SN490	7200	65.9	109.2	1	150.0	3600	3600	OK
		②	L	RH - 912x302x18.0x34.0	SN490	7200	2252	4009.5	1.1	3499.5	744	3600	
			R	RH - 912x302x18.0x34.0	SN490			4009.5	1.1	3499.5	744	3600	
A 7F 5	GX2	①		RH - 912x302x18.0x34.0	SN490	7200	65.9	109.2	1	150.0	3600	3600	OK
		②	L	RH - 912x302x18.0x34.0	SN490	7200	2252	4009.5	1.1	3499.5	744	3600	
			R	RH - 912x302x18.0x34.0	SN490			4009.5	1.1	3499.5	744	3600	
A 8F 5	GX2	①		RH - 912x302x18.0x34.0	SN490	7200	65.9	109.2	1	150.0	3600	3600	OK
		②	L	RH - 912x302x18.0x34.0	SN490	7200	2252	4009.5	1.1	3499.5	744	3600	
			R	RH - 912x302x18.0x34.0	SN490			4009.5	1.1	3499.5	744	3600	
A 9F 5	GX2	①		RH - 912x302x18.0x34.0	SN490	7200	65.9	109.2	1	150.0	3600	3600	OK
		②	L	RH - 912x302x18.0x34.0	SN490	7200	2252	4009.5	1.1	3499.5	744	3600	
			R	RH - 912x302x18.0x34.0	SN490			4009.5	1.1	3499.5	744	3600	
A 10F 5	GX2	①		RH - 912x302x18.0x34.0	SN490	7200	65.9	109.2	1	150.0	3600	3600	OK
		②	L	RH - 912x302x18.0x34.0	SN490	7200	2252	4009.5	1.1	3499.5	744	3600	
			R	RH - 912x302x18.0x34.0	SN490			4009.5	1.1	3499.5	744	3600	
A 11F 5	GX2	①		RH - 912x302x18.0x34.0	SN490	7200	65.9	109.2	1	150.0	3600	3600	OK
		②	L	RH - 912x302x18.0x34.0	SN490	7200	2252	4009.5	1.1	3499.5	744	3600	
			R	RH - 912x302x18.0x34.0	SN490			4009.5	1.1	3499.5	744	3600	
A 12F 5	GX2	①		RH - 912x302x18.0x34.0	SN400	7200	65.9	109.2	1	190.0	3600	3600	OK
		②	L	RH - 912x302x18.0x34.0	SN400	7200	2815	2899.2	1.2	2530.4	982	3600	
			R	RH - 912x302x18.0x34.0	SN400			2899.2	1.2	2530.4	982	3600	
A 13F 5	GX2	①		RH - 912x302x18.0x34.0	SN400	7200	65.9	109.2	1	190.0	3600	3600	OK
		②	L	RH - 912x302x18.0x34.0	SN400	7200	2815	2899.2	1.2	2530.4	982	3600	
			R	RH - 912x302x18.0x34.0	SN400			2899.2	1.2	2530.4	982	3600	
A 14F 5	GX2	①		RH - 912x302x18.0x34.0	SN400	7200	65.9	109.2	1	190.0	3600	3600	OK
		②	L	RH - 912x302x18.0x34.0	SN400	7200	2815	2899.2	1.2	2530.4	982	3600	
			R	RH - 912x302x18.0x34.0	SN400			2899.2	1.2	2530.4	982	3600	
B 2F 1	GX2	①		RH - 912x302x18.0x34.0	SN490	7200	65.9	109.2	1	150.0	3600	3600	OK
		②	L	RH - 912x302x18.0x34.0	SN490	7200	2252	4009.5	1.1	3499.5	744	3600	
			R	RH - 912x302x18.0x34.0	SN490			4009.5	1.1	3499.5	744	3600	
B 3F 1	GX2	①		RH - 912x302x18.0x34.0	SN490	7200	65.9	109.2	1	150.0	3600	3600	OK
		②	L	RH - 912x302x18.0x34.0	SN490	7200	2252	4009.5	1.1	3499.5	744	3600	
			R	RH - 912x302x18.0x34.0	SN490			4009.5	1.1	3499.5	744	3600	
B 4F 1	GX2	①		RH - 912x302x18.0x34.0	SN490	7200	65.9	109.2	1	150.0	3600	3600	OK
		②	L	RH - 912x302x18.0x34.0	SN490	7200	2252	4009.5	1.1	3499.5	744	3600	
			R	RH - 912x302x18.0x34.0	SN490			4009.5	1.1	3499.5	744	3600	
B 5F 1	GX2	①		RH - 912x302x18.0x34.0	SN490	7200	65.9	109.2	1	150.0	3600	3600	OK
		②	L	RH - 912x302x18.0x34.0	SN490	7200	2252	4009.5	1.1	3499.5	744	3600	
			R	RH - 912x302x18.0x34.0	SN490			4009.5	1.1	3499.5	744	3600	
B 6F 1	GX2	①		RH - 912x302x18.0x34.0	SN490	7200	65.9	109.2	1	150.0	3600	3600	OK
		②	L	RH - 912x302x18.0x34.0	SN490	7200	2252	4009.5	1.1	3499.5	744	3600	
			R	RH - 912x302x18.0x34.0	SN490			4009.5	1.1	3499.5	744	3600	
B 7F 1	GX2	①		RH - 912x302x18.0x34.0	SN490	7200	65.9	109.2	1	150.0	3600	3600	OK
		②	L	RH - 912x302x18.0x34.0	SN490	7200	2252	4009.5	1.1	3499.5	744	3600	
			R	RH - 912x302x18.0x34.0	SN490			4009.5	1.1	3499.5	744	3600	
B 8F 1	GX2	①		RH - 912x302x18.0x34.0	SN490	7200	65.9	109.2	1	150.0	3600	3600	OK
		②	L	RH - 912x302x18.0x34.0	SN490	7200	2252	4009.5	1.1	3499.5	744	3600	
			R	RH - 912x302x18.0x34.0	SN490			4009.5	1.1	3499.5	744	3600	
B 9F 1	GX2	①		RH - 912x302x18.0x34.0	SN490	7200	65.9	109.2	1	150.0	3600	3600	OK
		②	L	RH - 912x302x18.0x34.0	SN490	7200	2252	4009.5	1.1	3499.5	744	3600	
			R	RH - 912x302x18.0x34.0	SN490			4009.5	1.1	3499.5	744	3600	

フレーム名 層名 軸名	はり符号	分類		断面寸法	鋼材種別	L	iy lbmax	λy Mp1 Mp2	n α1 α2	λ My1 My2	間隔1 l1 l2	間隔2 lb1 lb2	判定
B 10F 1	GX2	①		RH - 912x302x18.0x34.0	SN490	7200	65.9	109.2	1	150.0	3600	3600	OK
		②	L	RH - 912x302x18.0x34.0	SN490	7200	2252	4009.5	1.1	3499.5	744	3600	
			R	RH - 912x302x18.0x34.0	SN490			4009.5	1.1	3499.5	744	3600	
B 11F 1	GX2	①		RH - 912x302x18.0x34.0	SN490	7200	65.9	109.2	1	150.0	3600	3600	OK
		②	L	RH - 912x302x18.0x34.0	SN490	7200	2252	4009.5	1.1	3499.5	744	3600	
			R	RH - 912x302x18.0x34.0	SN490			4009.5	1.1	3499.5	744	3600	
B 12F 1	GX2	①		RH - 912x302x18.0x34.0	SN400	7200	65.9	109.2	1	190.0	3600	3600	OK
		②	L	RH - 912x302x18.0x34.0	SN400	7200	2815	2899.2	1.2	2530.4	982	3600	
			R	RH - 912x302x18.0x34.0	SN400			2899.2	1.2	2530.4	982	3600	
B 13F 1	GX2	①		RH - 912x302x18.0x34.0	SN400	7200	65.9	109.2	1	190.0	3600	3600	OK
		②	L	RH - 912x302x18.0x34.0	SN400	7200	2815	2899.2	1.2	2530.4	982	3600	
			R	RH - 912x302x18.0x34.0	SN400			2899.2	1.2	2530.4	982	3600	
B 14F 1	GX2	①		RH - 912x302x18.0x34.0	SN400	7200	65.9	109.2	1	190.0	3600	3600	OK
		②	L	RH - 912x302x18.0x34.0	SN400	7200	2815	2899.2	1.2	2530.4	982	3600	
			R	RH - 912x302x18.0x34.0	SN400			2899.2	1.2	2530.4	982	3600	
B 2F 2	GX1	①		RH - 700x300x13.0x24.0	SN490	7200	68.3	105.3	1	150.0	3600	3600	OK
		②	L	RH - 700x300x13.0x24.0	SN490	7200	2057	2060.0	1.1	1833.8	687	3600	
			R	RH - 700x300x13.0x24.0	SN490			2060.0	1.1	1833.8	687	3600	
B 3F 2	GX1	①		RH - 700x300x13.0x24.0	SN490	7200	68.3	105.3	1	150.0	3600	3600	OK
		②	L	RH - 700x300x13.0x24.0	SN490	7200	2057	2060.0	1.1	1833.8	687	3600	
			R	RH - 700x300x13.0x24.0	SN490			2060.0	1.1	1833.8	687	3600	
B 4F 2	GX1	①		RH - 700x300x13.0x24.0	SN490	7200	68.3	105.3	1	150.0	3600	3600	OK
		②	L	RH - 700x300x13.0x24.0	SN490	7200	2057	2060.0	1.1	1833.8	687	3600	
			R	RH - 700x300x13.0x24.0	SN490			2060.0	1.1	1833.8	687	3600	
B 5F 2	GX1	①		RH - 700x300x13.0x24.0	SN490	7200	68.3	105.3	1	150.0	3600	3600	OK
		②	L	RH - 700x300x13.0x24.0	SN490	7200	2057	2060.0	1.1	1833.8	687	3600	
			R	RH - 700x300x13.0x24.0	SN490			2060.0	1.1	1833.8	687	3600	
B 6F 2	GX1	①		RH - 700x300x13.0x24.0	SN490	7200	68.3	105.3	1	150.0	3600	3600	OK
		②	L	RH - 700x300x13.0x24.0	SN490	7200	2057	2060.0	1.1	1833.8	687	3600	
			R	RH - 700x300x13.0x24.0	SN490			2060.0	1.1	1833.8	687	3600	
B 7F 2	GX1	①		RH - 700x300x13.0x24.0	SN490	7200	68.3	105.3	1	150.0	3600	3600	OK
		②	L	RH - 700x300x13.0x24.0	SN490	7200	2057	2060.0	1.1	1833.8	687	3600	
			R	RH - 700x300x13.0x24.0	SN490			2060.0	1.1	1833.8	687	3600	
B 8F 2	GX1	①		RH - 700x300x13.0x24.0	SN490	7200	68.3	105.3	1	150.0	3600	3600	OK
		②	L	RH - 700x300x13.0x24.0	SN490	7200	2057	2060.0	1.1	1833.8	687	3600	
			R	RH - 700x300x13.0x24.0	SN490			2060.0	1.1	1833.8	687	3600	
B 9F 2	GX1	①		RH - 700x300x13.0x24.0	SN490	7200	68.3	105.3	1	150.0	3600	3600	OK
		②	L	RH - 700x300x13.0x24.0	SN490	7200	2057	2060.0	1.1	1833.8	687	3600	
			R	RH - 700x300x13.0x24.0	SN490			2060.0	1.1	1833.8	687	3600	
B 10F 2	GX1	①		RH - 700x300x13.0x24.0	SN490	7200	68.3	105.3	1	150.0	3600	3600	OK
		②	L	RH - 700x300x13.0x24.0	SN490	7200	2057	2060.0	1.1	1833.8	687	3600	
			R	RH - 700x300x13.0x24.0	SN490			2060.0	1.1	1833.8	687	3600	
B 11F 2	GX1	①		RH - 700x300x13.0x24.0	SN490	7200	68.3	105.3	1	150.0	3600	3600	OK
		②	L	RH - 700x300x13.0x24.0	SN490	7200	2057	2060.0	1.1	1833.8	687	3600	
			R	RH - 700x300x13.0x24.0	SN490			2060.0	1.1	1833.8	687	3600	
B 12F 2	GX1	①		RH - 588x300x12.0x20.0	SN400	7200	69.4	103.8	1	190.0	3600	3600	OK
		②	L	RH - 588x300x12.0x20.0	SN400	7200	2551	1021.8	1.2	914.0	917	3600	
			R	RH - 588x300x12.0x20.0	SN400			1021.8	1.2	914.0	917	3600	
B 13F 2	GX1	①		RH - 588x300x12.0x20.0	SN400	7200	69.4	103.8	1	190.0	3600	3600	OK
		②	L	RH - 588x300x12.0x20.0	SN400	7200	2551	1021.8	1.2	914.0	917	3600	
			R	RH - 588x300x12.0x20.0	SN400			1021.8	1.2	914.0	917	3600	
B 14F 2	GX1	①		RH - 588x300x12.0x20.0	SN400	7200	69.4	103.8	1	190.0	3600	3600	OK
		②	L	RH - 588x300x12.0x20.0	SN400	7200	2551	1021.8	1.2	914.0	917	3600	
			R	RH - 588x300x12.0x20.0	SN400			1021.8	1.2	914.0	917	3600	
B 2F 3	GX1	①		RH - 700x300x13.0x24.0	SN490	7200	68.3	105.3	1	150.0	3600	3600	OK
		②	L	RH - 700x300x13.0x24.0	SN490	7200	2057	2060.0	1.1	1833.8	687	3600	
			R	RH - 700x300x13.0x24.0	SN490			2060.0	1.1	1833.8	687	3600	
B 3F 3	GX1	①		RH - 700x300x13.0x24.0	SN490	7200	68.3	105.3	1	150.0	3600	3600	OK
		②	L	RH - 700x300x13.0x24.0	SN490	7200	2057	2060.0	1.1	1833.8	687	3600	
			R	RH - 700x300x13.0x24.0	SN490			2060.0	1.1	1833.8	687	3600	
B 4F 3	GX1	①		RH - 700x300x13.0x24.0	SN490	7200	68.3	105.3	1	150.0	3600	3600	OK
		②	L	RH - 700x300x13.0x24.0	SN490	7200	2057	2060.0	1.1	1833.8	687	3600	
			R	RH - 700x300x13.0x24.0	SN490			2060.0	1.1	1833.8	687	3600	
B 5F 3	GX1	①		RH - 700x300x13.0x24.0	SN490	7200	68.3	105.3	1	150.0	3600	3600	OK
		②	L	RH - 700x300x13.0x24.0	SN490	7200	2057	2060.0	1.1	1833.8	687	3600	
			R	RH - 700x300x13.0x24.0	SN490			2060.0	1.1	1833.8	687	3600	
B 6F 3	GX1	①		RH - 700x300x13.0x24.0	SN490	7200	68.3	105.3	1	150.0	3600	3600	OK
		②	L	RH - 700x300x13.0x24.0	SN490	7200	2057	2060.0	1.1	1833.8	687	3600	
			R	RH - 700x300x13.0x24.0	SN490			2060.0	1.1	1833.8	687	3600	

フレーム名 層名 軸名	はり符号	分類		断面寸法	鋼材種別	L	iy lbmax	λy Mp1 Mp2	n α1 α2	λ My1 My2	間隔1 l1 l2	間隔2 lb1 lb2	判定
B 7F 3	GX1	①		RH - 700x300x13.0x24.0	SN490	7200	68.3	105.3	1	150.0	3600	3600	OK
		②	L	RH - 700x300x13.0x24.0	SN490	7200	2057	2060.0	1.1	1833.8	687	3600	
			R	RH - 700x300x13.0x24.0	SN490			2060.0	1.1	1833.8	687	3600	
B 8F 3	GX1	①		RH - 700x300x13.0x24.0	SN490	7200	68.3	105.3	1	150.0	3600	3600	OK
		②	L	RH - 700x300x13.0x24.0	SN490	7200	2057	2060.0	1.1	1833.8	687	3600	
			R	RH - 700x300x13.0x24.0	SN490			2060.0	1.1	1833.8	687	3600	
B 9F 3	GX1	①		RH - 700x300x13.0x24.0	SN490	7200	68.3	105.3	1	150.0	3600	3600	OK
		②	L	RH - 700x300x13.0x24.0	SN490	7200	2057	2060.0	1.1	1833.8	687	3600	
			R	RH - 700x300x13.0x24.0	SN490			2060.0	1.1	1833.8	687	3600	
B 10F 3	GX1	①		RH - 700x300x13.0x24.0	SN490	7200	68.3	105.3	1	150.0	3600	3600	OK
		②	L	RH - 700x300x13.0x24.0	SN490	7200	2057	2060.0	1.1	1833.8	687	3600	
			R	RH - 700x300x13.0x24.0	SN490			2060.0	1.1	1833.8	687	3600	
B 11F 3	GX1	①		RH - 700x300x13.0x24.0	SN490	7200	68.3	105.3	1	150.0	3600	3600	OK
		②	L	RH - 700x300x13.0x24.0	SN490	7200	2057	2060.0	1.1	1833.8	687	3600	
			R	RH - 700x300x13.0x24.0	SN490			2060.0	1.1	1833.8	687	3600	
B 12F 3	GX1	①		RH - 588x300x12.0x20.0	SN400	7200	69.4	103.8	1	190.0	3600	3600	OK
		②	L	RH - 588x300x12.0x20.0	SN400	7200	2551	1021.8	1.2	914.0	917	3600	
			R	RH - 588x300x12.0x20.0	SN400			1021.8	1.2	914.0	917	3600	
B 13F 3	GX1	①		RH - 588x300x12.0x20.0	SN400	7200	69.4	103.8	1	190.0	3600	3600	OK
		②	L	RH - 588x300x12.0x20.0	SN400	7200	2551	1021.8	1.2	914.0	917	3600	
			R	RH - 588x300x12.0x20.0	SN400			1021.8	1.2	914.0	917	3600	
B 14F 3	GX1	①		RH - 588x300x12.0x20.0	SN400	7200	69.4	103.8	1	190.0	3600	3600	OK
		②	L	RH - 588x300x12.0x20.0	SN400	7200	2551	1021.8	1.2	914.0	917	3600	
			R	RH - 588x300x12.0x20.0	SN400			1021.8	1.2	914.0	917	3600	
B 2F 4	GX1	①		RH - 700x300x13.0x24.0	SN490	7200	68.3	105.3	1	150.0	3600	3600	OK
		②	L	RH - 700x300x13.0x24.0	SN490	7200	2057	2060.0	1.1	1833.8	687	3600	
			R	RH - 700x300x13.0x24.0	SN490			2060.0	1.1	1833.8	687	3600	
B 3F 4	GX1	①		RH - 700x300x13.0x24.0	SN490	7200	68.3	105.3	1	150.0	3600	3600	OK
		②	L	RH - 700x300x13.0x24.0	SN490	7200	2057	2060.0	1.1	1833.8	687	3600	
			R	RH - 700x300x13.0x24.0	SN490			2060.0	1.1	1833.8	687	3600	
B 4F 4	GX1	①		RH - 700x300x13.0x24.0	SN490	7200	68.3	105.3	1	150.0	3600	3600	OK
		②	L	RH - 700x300x13.0x24.0	SN490	7200	2057	2060.0	1.1	1833.8	687	3600	
			R	RH - 700x300x13.0x24.0	SN490			2060.0	1.1	1833.8	687	3600	
B 5F 4	GX1	①		RH - 700x300x13.0x24.0	SN490	7200	68.3	105.3	1	150.0	3600	3600	OK
		②	L	RH - 700x300x13.0x24.0	SN490	7200	2057	2060.0	1.1	1833.8	687	3600	
			R	RH - 700x300x13.0x24.0	SN490			2060.0	1.1	1833.8	687	3600	
B 6F 4	GX1	①		RH - 700x300x13.0x24.0	SN490	7200	68.3	105.3	1	150.0	3600	3600	OK
		②	L	RH - 700x300x13.0x24.0	SN490	7200	2057	2060.0	1.1	1833.8	687	3600	
			R	RH - 700x300x13.0x24.0	SN490			2060.0	1.1	1833.8	687	3600	
B 7F 4	GX1	①		RH - 700x300x13.0x24.0	SN490	7200	68.3	105.3	1	150.0	3600	3600	OK
		②	L	RH - 700x300x13.0x24.0	SN490	7200	2057	2060.0	1.1	1833.8	687	3600	
			R	RH - 700x300x13.0x24.0	SN490			2060.0	1.1	1833.8	687	3600	
B 8F 4	GX1	①		RH - 700x300x13.0x24.0	SN490	7200	68.3	105.3	1	150.0	3600	3600	OK
		②	L	RH - 700x300x13.0x24.0	SN490	7200	2057	2060.0	1.1	1833.8	687	3600	
			R	RH - 700x300x13.0x24.0	SN490			2060.0	1.1	1833.8	687	3600	
B 9F 4	GX1	①		RH - 700x300x13.0x24.0	SN490	7200	68.3	105.3	1	150.0	3600	3600	OK
		②	L	RH - 700x300x13.0x24.0	SN490	7200	2057	2060.0	1.1	1833.8	687	3600	
			R	RH - 700x300x13.0x24.0	SN490			2060.0	1.1	1833.8	687	3600	
B 10F 4	GX1	①		RH - 700x300x13.0x24.0	SN490	7200	68.3	105.3	1	150.0	3600	3600	OK
		②	L	RH - 700x300x13.0x24.0	SN490	7200	2057	2060.0	1.1	1833.8	687	3600	
			R	RH - 700x300x13.0x24.0	SN490			2060.0	1.1	1833.8	687	3600	
B 11F 4	GX1	①		RH - 700x300x13.0x24.0	SN490	7200	68.3	105.3	1	150.0	3600	3600	OK
		②	L	RH - 700x300x13.0x24.0	SN490	7200	2057	2060.0	1.1	1833.8	687	3600	
			R	RH - 700x300x13.0x24.0	SN490			2060.0	1.1	1833.8	687	3600	
B 12F 4	GX1	①		RH - 588x300x12.0x20.0	SN400	7200	69.4	103.8	1	190.0	3600	3600	OK
		②	L	RH - 588x300x12.0x20.0	SN400	7200	2551	1021.8	1.2	914.0	917	3600	
			R	RH - 588x300x12.0x20.0	SN400			1021.8	1.2	914.0	917	3600	
B 13F 4	GX1	①		RH - 588x300x12.0x20.0	SN400	7200	69.4	103.8	1	190.0	3600	3600	OK
		②	L	RH - 588x300x12.0x20.0	SN400	7200	2551	1021.8	1.2	914.0	917	3600	
			R	RH - 588x300x12.0x20.0	SN400			1021.8	1.2	914.0	917	3600	
B 14F 4	GX1	①		RH - 588x300x12.0x20.0	SN400	7200	69.4	103.8	1	190.0	3600	3600	OK
		②	L	RH - 588x300x12.0x20.0	SN400	7200	2551	1021.8	1.2	914.0	917	3600	
			R	RH - 588x300x12.0x20.0	SN400			1021.8	1.2	914.0	917	3600	
B 2F 5	GX2	①		RH - 912x302x18.0x34.0	SN490	7200	65.9	109.2	1	150.0	3600	3600	OK
		②	L	RH - 912x302x18.0x34.0	SN490	7200	2252	4009.5	1.1	3499.5	744	3600	
			R	RH - 912x302x18.0x34.0	SN490			4009.5	1.1	3499.5	744	3600	
B 3F 5	GX2	①		RH - 912x302x18.0x34.0	SN490	7200	65.9	109.2	1	150.0	3600	3600	OK
		②	L	RH - 912x302x18.0x34.0	SN490	7200	2252	4009.5	1.1	3499.5	744	3600	
			R	RH - 912x302x18.0x34.0	SN490			4009.5	1.1	3499.5	744	3600	

フレーム名 層名 軸名	はり符号	分類		断面寸法	鋼材種別	L	iy lbmax	λy Mp1 Mp2	n α1 α2	λ My1 My2	間隔1 l1 l2	間隔2 lb1 lb2	判定
B 4F 5	GX2	①		RH - 912x302x18.0x34.0	SN490	7200	65.9	109.2	1	150.0	3600	3600	OK
		②	L	RH - 912x302x18.0x34.0	SN490	7200	2252	4009.5	1.1	3499.5	744	3600	
			R	RH - 912x302x18.0x34.0	SN490			4009.5	1.1	3499.5	744	3600	
B 5F 5	GX2	①		RH - 912x302x18.0x34.0	SN490	7200	65.9	109.2	1	150.0	3600	3600	OK
		②	L	RH - 912x302x18.0x34.0	SN490	7200	2252	4009.5	1.1	3499.5	744	3600	
			R	RH - 912x302x18.0x34.0	SN490			4009.5	1.1	3499.5	744	3600	
B 6F 5	GX2	①		RH - 912x302x18.0x34.0	SN490	7200	65.9	109.2	1	150.0	3600	3600	OK
		②	L	RH - 912x302x18.0x34.0	SN490	7200	2252	4009.5	1.1	3499.5	744	3600	
			R	RH - 912x302x18.0x34.0	SN490			4009.5	1.1	3499.5	744	3600	
B 7F 5	GX2	①		RH - 912x302x18.0x34.0	SN490	7200	65.9	109.2	1	150.0	3600	3600	OK
		②	L	RH - 912x302x18.0x34.0	SN490	7200	2252	4009.5	1.1	3499.5	744	3600	
			R	RH - 912x302x18.0x34.0	SN490			4009.5	1.1	3499.5	744	3600	
B 8F 5	GX2	①		RH - 912x302x18.0x34.0	SN490	7200	65.9	109.2	1	150.0	3600	3600	OK
		②	L	RH - 912x302x18.0x34.0	SN490	7200	2252	4009.5	1.1	3499.5	744	3600	
			R	RH - 912x302x18.0x34.0	SN490			4009.5	1.1	3499.5	744	3600	
B 9F 5	GX2	①		RH - 912x302x18.0x34.0	SN490	7200	65.9	109.2	1	150.0	3600	3600	OK
		②	L	RH - 912x302x18.0x34.0	SN490	7200	2252	4009.5	1.1	3499.5	744	3600	
			R	RH - 912x302x18.0x34.0	SN490			4009.5	1.1	3499.5	744	3600	
B 10F 5	GX2	①		RH - 912x302x18.0x34.0	SN490	7200	65.9	109.2	1	150.0	3600	3600	OK
		②	L	RH - 912x302x18.0x34.0	SN490	7200	2252	4009.5	1.1	3499.5	744	3600	
			R	RH - 912x302x18.0x34.0	SN490			4009.5	1.1	3499.5	744	3600	
B 11F 5	GX2	①		RH - 912x302x18.0x34.0	SN490	7200	65.9	109.2	1	150.0	3600	3600	OK
		②	L	RH - 912x302x18.0x34.0	SN490	7200	2252	4009.5	1.1	3499.5	744	3600	
			R	RH - 912x302x18.0x34.0	SN490			4009.5	1.1	3499.5	744	3600	
B 12F 5	GX2	①		RH - 912x302x18.0x34.0	SN400	7200	65.9	109.2	1	190.0	3600	3600	OK
		②	L	RH - 912x302x18.0x34.0	SN400	7200	2815	2899.2	1.2	2530.4	982	3600	
			R	RH - 912x302x18.0x34.0	SN400			2899.2	1.2	2530.4	982	3600	
B 13F 5	GX2	①		RH - 912x302x18.0x34.0	SN400	7200	65.9	109.2	1	190.0	3600	3600	OK
		②	L	RH - 912x302x18.0x34.0	SN400	7200	2815	2899.2	1.2	2530.4	982	3600	
			R	RH - 912x302x18.0x34.0	SN400			2899.2	1.2	2530.4	982	3600	
B 14F 5	GX2	①		RH - 912x302x18.0x34.0	SN400	7200	65.9	109.2	1	190.0	3600	3600	OK
		②	L	RH - 912x302x18.0x34.0	SN400	7200	2815	2899.2	1.2	2530.4	982	3600	
			R	RH - 912x302x18.0x34.0	SN400			2899.2	1.2	2530.4	982	3600	
C 2F 1	GX4	①		RH - 588x300x12.0x20.0	SN490	7200	69.4	103.8	0	130.0	7200	7200	OK
		②	L	RH - 588x300x12.0x20.0	SN490	7200	2041	1413.2	1.1	1264.1	673	7200	
			R	RH - 588x300x12.0x20.0	SN490			1413.2	1.1	1264.1	673	7200	
C 3F 1	GX4	①		RH - 588x300x12.0x20.0	SN490	7200	69.4	103.8	0	130.0	7200	7200	OK
		②	L	RH - 588x300x12.0x20.0	SN490	7200	2041	1413.2	1.1	1264.1	673	7200	
			R	RH - 588x300x12.0x20.0	SN490			1413.2	1.1	1264.1	673	7200	
C 4F 1	GX4	①		RH - 588x300x12.0x20.0	SN490	7200	69.4	103.8	0	130.0	7200	7200	OK
		②	L	RH - 588x300x12.0x20.0	SN490	7200	2041	1413.2	1.1	1264.1	673	7200	
			R	RH - 588x300x12.0x20.0	SN490			1413.2	1.1	1264.1	673	7200	
C 5F 1	GX4	①		RH - 588x300x12.0x20.0	SN490	7200	69.4	103.8	0	130.0	7200	7200	OK
		②	L	RH - 588x300x12.0x20.0	SN490	7200	2041	1413.2	1.1	1264.1	673	7200	
			R	RH - 588x300x12.0x20.0	SN490			1413.2	1.1	1264.1	673	7200	
C 6F 1	GX4	①		RH - 588x300x12.0x20.0	SN490	7200	69.4	103.8	0	130.0	7200	7200	OK
		②	L	RH - 588x300x12.0x20.0	SN490	7200	2041	1413.2	1.1	1264.1	673	7200	
			R	RH - 588x300x12.0x20.0	SN490			1413.2	1.1	1264.1	673	7200	
C 7F 1	GX4	①		RH - 588x300x12.0x20.0	SN490	7200	69.4	103.8	0	130.0	7200	7200	OK
		②	L	RH - 588x300x12.0x20.0	SN490	7200	2041	1413.2	1.1	1264.1	673	7200	
			R	RH - 588x300x12.0x20.0	SN490			1413.2	1.1	1264.1	673	7200	
C 8F 1	GX4	①		RH - 588x300x12.0x20.0	SN490	7200	69.4	103.8	0	130.0	7200	7200	OK
		②	L	RH - 588x300x12.0x20.0	SN490	7200	2041	1413.2	1.1	1264.1	673	7200	
			R	RH - 588x300x12.0x20.0	SN490			1413.2	1.1	1264.1	673	7200	
C 9F 1	GX4	①		RH - 588x300x12.0x20.0	SN490	7200	69.4	103.8	0	130.0	7200	7200	OK
		②	L	RH - 588x300x12.0x20.0	SN490	7200	2041	1413.2	1.1	1264.1	673	7200	
			R	RH - 588x300x12.0x20.0	SN490			1413.2	1.1	1264.1	673	7200	
C 10F 1	GX4	①		RH - 588x300x12.0x20.0	SN490	7200	69.4	103.8	0	130.0	7200	7200	OK
		②	L	RH - 588x300x12.0x20.0	SN490	7200	2041	1413.2	1.1	1264.1	673	7200	
			R	RH - 588x300x12.0x20.0	SN490			1413.2	1.1	1264.1	673	7200	
C 11F 1	GX4	①		RH - 588x300x12.0x20.0	SN490	7200	69.4	103.8	0	130.0	7200	7200	OK
		②	L	RH - 588x300x12.0x20.0	SN490	7200	2041	1413.2	1.1	1264.1	673	7200	
			R	RH - 588x300x12.0x20.0	SN490			1413.2	1.1	1264.1	673	7200	
C 12F 1	GX4	①		RH - 488x300x11.0x18.0	SN400	7200	71.4	100.9	0	170.0	7200	7200	OK
		②	L	RH - 488x300x11.0x18.0	SN400	7200	2766	736.1	1.2	663.2	897	7200	
			R	RH - 488x300x11.0x18.0	SN400			736.1	1.2	663.2	897	7200	
C 13F 1	GX4	①		RH - 488x300x11.0x18.0	SN400	7200	71.4	100.9	0	170.0	7200	7200	OK
		②	L	RH - 488x300x11.0x18.0	SN400	7200	2766	736.1	1.2	663.2	897	7200	
			R	RH - 488x300x11.0x18.0	SN400			736.1	1.2	663.2	897	7200	

フレーム名 層名 軸名	はり符号	分類		断面寸法	鋼材種別	L	iy lbmax	λy Mp1 Mp2	n α1 α2	λ My1 My2	間隔1 l1 l2	間隔2 lb1 lb2	判定
C 14F 1	GX4	①		RH - 488x300x11.0x18.0	SN400	7200	71.4	100.9	1	190.0	3600	3600	OK
		②	L	RH - 488x300x11.0x18.0	SN400	7200	2766	736.1	1.2	663.2	897	3600	
			R	RH - 488x300x11.0x18.0	SN400			736.1	1.2	663.2	897	3600	
C 2F 2	GX3	①		RH - 588x300x12.0x20.0	SN490	7200	69.4	103.8	1	150.0	3600	3600	OK
		②	L	RH - 588x300x12.0x20.0	SN490	7200	2041	1413.2	1.1	1264.1	673	3600	
			R	RH - 588x300x12.0x20.0	SN490			1413.2	1.1	1264.1	673	3600	
C 3F 2	GX3	①		RH - 588x300x12.0x20.0	SN490	7200	69.4	103.8	1	150.0	3600	3600	OK
		②	L	RH - 588x300x12.0x20.0	SN490	7200	2041	1413.2	1.1	1264.1	673	3600	
			R	RH - 588x300x12.0x20.0	SN490			1413.2	1.1	1264.1	673	3600	
C 4F 2	GX3	①		RH - 588x300x12.0x20.0	SN490	7200	69.4	103.8	1	150.0	3600	3600	OK
		②	L	RH - 588x300x12.0x20.0	SN490	7200	2041	1413.2	1.1	1264.1	673	3600	
			R	RH - 588x300x12.0x20.0	SN490			1413.2	1.1	1264.1	673	3600	
C 5F 2	GX3	①		RH - 588x300x12.0x20.0	SN490	7200	69.4	103.8	1	150.0	3600	3600	OK
		②	L	RH - 588x300x12.0x20.0	SN490	7200	2041	1413.2	1.1	1264.1	673	3600	
			R	RH - 588x300x12.0x20.0	SN490			1413.2	1.1	1264.1	673	3600	
C 6F 2	GX3	①		RH - 588x300x12.0x20.0	SN490	7200	69.4	103.8	1	150.0	3600	3600	OK
		②	L	RH - 588x300x12.0x20.0	SN490	7200	2041	1413.2	1.1	1264.1	673	3600	
			R	RH - 588x300x12.0x20.0	SN490			1413.2	1.1	1264.1	673	3600	
C 7F 2	GX3	①		RH - 588x300x12.0x20.0	SN490	7200	69.4	103.8	1	150.0	3600	3600	OK
		②	L	RH - 588x300x12.0x20.0	SN490	7200	2041	1413.2	1.1	1264.1	673	3600	
			R	RH - 588x300x12.0x20.0	SN490			1413.2	1.1	1264.1	673	3600	
C 8F 2	GX3	①		RH - 588x300x12.0x20.0	SN490	7200	69.4	103.8	1	150.0	3600	3600	OK
		②	L	RH - 588x300x12.0x20.0	SN490	7200	2041	1413.2	1.1	1264.1	673	3600	
			R	RH - 588x300x12.0x20.0	SN490			1413.2	1.1	1264.1	673	3600	
C 9F 2	GX3	①		RH - 588x300x12.0x20.0	SN490	7200	69.4	103.8	1	150.0	3600	3600	OK
		②	L	RH - 588x300x12.0x20.0	SN490	7200	2041	1413.2	1.1	1264.1	673	3600	
			R	RH - 588x300x12.0x20.0	SN490			1413.2	1.1	1264.1	673	3600	
C 10F 2	GX3	①		RH - 588x300x12.0x20.0	SN490	7200	69.4	103.8	1	150.0	3600	3600	OK
		②	L	RH - 588x300x12.0x20.0	SN490	7200	2041	1413.2	1.1	1264.1	673	3600	
			R	RH - 588x300x12.0x20.0	SN490			1413.2	1.1	1264.1	673	3600	
C 11F 2	GX3	①		RH - 588x300x12.0x20.0	SN490	7200	69.4	103.8	1	150.0	3600	3600	OK
		②	L	RH - 588x300x12.0x20.0	SN490	7200	2041	1413.2	1.1	1264.1	673	3600	
			R	RH - 588x300x12.0x20.0	SN490			1413.2	1.1	1264.1	673	3600	
C 12F 2	GX3	①		RH - 488x300x11.0x18.0	SN400	7200	71.4	100.9	1	190.0	3600	3600	OK
		②	L	RH - 488x300x11.0x18.0	SN400	7200	2766	736.1	1.2	663.2	897	3600	
			R	RH - 488x300x11.0x18.0	SN400			736.1	1.2	663.2	897	3600	
C 13F 2	GX3	①		RH - 488x300x11.0x18.0	SN400	7200	71.4	100.9	1	190.0	3600	3600	OK
		②	L	RH - 488x300x11.0x18.0	SN400	7200	2766	736.1	1.2	663.2	897	3600	
			R	RH - 488x300x11.0x18.0	SN400			736.1	1.2	663.2	897	3600	
C 14F 2	GX3	①		RH - 488x300x11.0x18.0	SN400	7200	71.4	100.9	1	190.0	3600	3600	OK
		②	L	RH - 488x300x11.0x18.0	SN400	7200	2766	736.1	1.2	663.2	897	3600	
			R	RH - 488x300x11.0x18.0	SN400			736.1	1.2	663.2	897	3600	
C 2F 3	GX3	①		RH - 588x300x12.0x20.0	SN490	7200	69.4	103.8	1	150.0	3600	3600	OK
		②	L	RH - 588x300x12.0x20.0	SN490	7200	2041	1413.2	1.1	1264.1	673	3600	
			R	RH - 588x300x12.0x20.0	SN490			1413.2	1.1	1264.1	673	3600	
C 3F 3	GX3	①		RH - 588x300x12.0x20.0	SN490	7200	69.4	103.8	1	150.0	3600	3600	OK
		②	L	RH - 588x300x12.0x20.0	SN490	7200	2041	1413.2	1.1	1264.1	673	3600	
			R	RH - 588x300x12.0x20.0	SN490			1413.2	1.1	1264.1	673	3600	
C 4F 3	GX3	①		RH - 588x300x12.0x20.0	SN490	7200	69.4	103.8	1	150.0	3600	3600	OK
		②	L	RH - 588x300x12.0x20.0	SN490	7200	2041	1413.2	1.1	1264.1	673	3600	
			R	RH - 588x300x12.0x20.0	SN490			1413.2	1.1	1264.1	673	3600	
C 5F 3	GX3	①		RH - 588x300x12.0x20.0	SN490	7200	69.4	103.8	1	150.0	3600	3600	OK
		②	L	RH - 588x300x12.0x20.0	SN490	7200	2041	1413.2	1.1	1264.1	673	3600	
			R	RH - 588x300x12.0x20.0	SN490			1413.2	1.1	1264.1	673	3600	
C 6F 3	GX3	①		RH - 588x300x12.0x20.0	SN490	7200	69.4	103.8	1	150.0	3600	3600	OK
		②	L	RH - 588x300x12.0x20.0	SN490	7200	2041	1413.2	1.1	1264.1	673	3600	
			R	RH - 588x300x12.0x20.0	SN490			1413.2	1.1	1264.1	673	3600	
C 7F 3	GX3	①		RH - 588x300x12.0x20.0	SN490	7200	69.4	103.8	1	150.0	3600	3600	OK
		②	L	RH - 588x300x12.0x20.0	SN490	7200	2041	1413.2	1.1	1264.1	673	3600	
			R	RH - 588x300x12.0x20.0	SN490			1413.2	1.1	1264.1	673	3600	
C 8F 3	GX3	①		RH - 588x300x12.0x20.0	SN490	7200	69.4	103.8	1	150.0	3600	3600	OK
		②	L	RH - 588x300x12.0x20.0	SN490	7200	2041	1413.2	1.1	1264.1	673	3600	
			R	RH - 588x300x12.0x20.0	SN490			1413.2	1.1	1264.1	673	3600	
C 9F 3	GX3	①		RH - 588x300x12.0x20.0	SN490	7200	69.4	103.8	1	150.0	3600	3600	OK
		②	L	RH - 588x300x12.0x20.0	SN490	7200	2041	1413.2	1.1	1264.1	673	3600	
			R	RH - 588x300x12.0x20.0	SN490			1413.2	1.1	1264.1	673	3600	
C 10F 3	GX3	①		RH - 588x300x12.0x20.0	SN490	7200	69.4	103.8	1	150.0	3600	3600	OK
		②	L	RH - 588x300x12.0x20.0	SN490	7200	2041	1413.2	1.1	1264.1	673	3600	
			R	RH - 588x300x12.0x20.0	SN490			1413.2	1.1	1264.1	673	3600	

フレーム名 層名 軸名	はり符号	分類		断面寸法	鋼材種別	L	iy lbmax	λy Mp1 Mp2	n α1 α2	λ My1 My2	間隔1 l1 l2	間隔2 lb1 lb2	判定
C 11F 3	GX3	①		RH - 588x300x12.0x20.0	SN490	7200	69.4	103.8	1	150.0	3600	3600	OK
		②	L	RH - 588x300x12.0x20.0	SN490	7200	2041	1413.2	1.1	1264.1	673	3600	
			R	RH - 588x300x12.0x20.0	SN490			1413.2	1.1	1264.1	673	3600	
C 12F 3	GX3	①		RH - 488x300x11.0x18.0	SN400	7200	71.4	100.9	1	190.0	3600	3600	OK
		②	L	RH - 488x300x11.0x18.0	SN400	7200	2766	736.1	1.2	663.2	897	3600	
			R	RH - 488x300x11.0x18.0	SN400			736.1	1.2	663.2	897	3600	
C 13F 3	GX3	①		RH - 488x300x11.0x18.0	SN400	7200	71.4	100.9	1	190.0	3600	3600	OK
		②	L	RH - 488x300x11.0x18.0	SN400	7200	2766	736.1	1.2	663.2	897	3600	
			R	RH - 488x300x11.0x18.0	SN400			736.1	1.2	663.2	897	3600	
C 14F 3	GX3	①		RH - 488x300x11.0x18.0	SN400	7200	71.4	100.9	1	190.0	3600	3600	OK
		②	L	RH - 488x300x11.0x18.0	SN400	7200	2766	736.1	1.2	663.2	897	3600	
			R	RH - 488x300x11.0x18.0	SN400			736.1	1.2	663.2	897	3600	
C 2F 4	GX4	①		RH - 588x300x12.0x20.0	SN490	7200	69.4	103.8	0	130.0	7200	7200	OK
		②	L	RH - 588x300x12.0x20.0	SN490	7200	2041	1413.2	1.1	1264.1	673	7200	
			R	RH - 588x300x12.0x20.0	SN490			1413.2	1.1	1264.1	673	7200	
C 3F 4	GX4	①		RH - 588x300x12.0x20.0	SN490	7200	69.4	103.8	0	130.0	7200	7200	OK
		②	L	RH - 588x300x12.0x20.0	SN490	7200	2041	1413.2	1.1	1264.1	673	7200	
			R	RH - 588x300x12.0x20.0	SN490			1413.2	1.1	1264.1	673	7200	
C 4F 4	GX4	①		RH - 588x300x12.0x20.0	SN490	7200	69.4	103.8	0	130.0	7200	7200	OK
		②	L	RH - 588x300x12.0x20.0	SN490	7200	2041	1413.2	1.1	1264.1	673	7200	
			R	RH - 588x300x12.0x20.0	SN490			1413.2	1.1	1264.1	673	7200	
C 5F 4	GX4	①		RH - 588x300x12.0x20.0	SN490	7200	69.4	103.8	0	130.0	7200	7200	OK
		②	L	RH - 588x300x12.0x20.0	SN490	7200	2041	1413.2	1.1	1264.1	673	7200	
			R	RH - 588x300x12.0x20.0	SN490			1413.2	1.1	1264.1	673	7200	
C 6F 4	GX4	①		RH - 588x300x12.0x20.0	SN490	7200	69.4	103.8	0	130.0	7200	7200	OK
		②	L	RH - 588x300x12.0x20.0	SN490	7200	2041	1413.2	1.1	1264.1	673	7200	
			R	RH - 588x300x12.0x20.0	SN490			1413.2	1.1	1264.1	673	7200	
C 7F 4	GX4	①		RH - 588x300x12.0x20.0	SN490	7200	69.4	103.8	0	130.0	7200	7200	OK
		②	L	RH - 588x300x12.0x20.0	SN490	7200	2041	1413.2	1.1	1264.1	673	7200	
			R	RH - 588x300x12.0x20.0	SN490			1413.2	1.1	1264.1	673	7200	
C 8F 4	GX4	①		RH - 588x300x12.0x20.0	SN490	7200	69.4	103.8	0	130.0	7200	7200	OK
		②	L	RH - 588x300x12.0x20.0	SN490	7200	2041	1413.2	1.1	1264.1	673	7200	
			R	RH - 588x300x12.0x20.0	SN490			1413.2	1.1	1264.1	673	7200	
C 9F 4	GX4	①		RH - 588x300x12.0x20.0	SN490	7200	69.4	103.8	0	130.0	7200	7200	OK
		②	L	RH - 588x300x12.0x20.0	SN490	7200	2041	1413.2	1.1	1264.1	673	7200	
			R	RH - 588x300x12.0x20.0	SN490			1413.2	1.1	1264.1	673	7200	
C 10F 4	GX4	①		RH - 588x300x12.0x20.0	SN490	7200	69.4	103.8	0	130.0	7200	7200	OK
		②	L	RH - 588x300x12.0x20.0	SN490	7200	2041	1413.2	1.1	1264.1	673	7200	
			R	RH - 588x300x12.0x20.0	SN490			1413.2	1.1	1264.1	673	7200	
C 11F 4	GX4	①		RH - 588x300x12.0x20.0	SN490	7200	69.4	103.8	0	130.0	7200	7200	OK
		②	L	RH - 588x300x12.0x20.0	SN490	7200	2041	1413.2	1.1	1264.1	673	7200	
			R	RH - 588x300x12.0x20.0	SN490			1413.2	1.1	1264.1	673	7200	
C 12F 4	GX4	①		RH - 488x300x11.0x18.0	SN400	7200	71.4	100.9	0	170.0	7200	7200	OK
		②	L	RH - 488x300x11.0x18.0	SN400	7200	2766	736.1	1.2	663.2	897	7200	
			R	RH - 488x300x11.0x18.0	SN400			736.1	1.2	663.2	897	7200	
C 13F 4	GX4	①		RH - 488x300x11.0x18.0	SN400	7200	71.4	100.9	0	170.0	7200	7200	OK
		②	L	RH - 488x300x11.0x18.0	SN400	7200	2766	736.1	1.2	663.2	897	7200	
			R	RH - 488x300x11.0x18.0	SN400			736.1	1.2	663.2	897	7200	
C 14F 4	GX4	①		RH - 488x300x11.0x18.0	SN400	7200	71.4	100.9	1	190.0	3600	3600	OK
		②	L	RH - 488x300x11.0x18.0	SN400	7200	2766	736.1	1.2	663.2	897	3600	
			R	RH - 488x300x11.0x18.0	SN400			736.1	1.2	663.2	897	3600	
C 2F 5	GX4	①		RH - 588x300x12.0x20.0	SN490	7200	69.4	103.8	0	130.0	7200	7200	OK
		②	L	RH - 588x300x12.0x20.0	SN490	7200	2041	1413.2	1.1	1264.1	673	7200	
			R	RH - 588x300x12.0x20.0	SN490			1413.2	1.1	1264.1	673	7200	
C 3F 5	GX4	①		RH - 588x300x12.0x20.0	SN490	7200	69.4	103.8	0	130.0	7200	7200	OK
		②	L	RH - 588x300x12.0x20.0	SN490	7200	2041	1413.2	1.1	1264.1	673	7200	
			R	RH - 588x300x12.0x20.0	SN490			1413.2	1.1	1264.1	673	7200	
C 4F 5	GX4	①		RH - 588x300x12.0x20.0	SN490	7200	69.4	103.8	0	130.0	7200	7200	OK
		②	L	RH - 588x300x12.0x20.0	SN490	7200	2041	1413.2	1.1	1264.1	673	7200	
			R	RH - 588x300x12.0x20.0	SN490			1413.2	1.1	1264.1	673	7200	
C 5F 5	GX4	①		RH - 588x300x12.0x20.0	SN490	7200	69.4	103.8	0	130.0	7200	7200	OK
		②	L	RH - 588x300x12.0x20.0	SN490	7200	2041	1413.2	1.1	1264.1	673	7200	
			R	RH - 588x300x12.0x20.0	SN490			1413.2	1.1	1264.1	673	7200	
C 6F 5	GX4	①		RH - 588x300x12.0x20.0	SN490	7200	69.4	103.8	0	130.0	7200	7200	OK
		②	L	RH - 588x300x12.0x20.0	SN490	7200	2041	1413.2	1.1	1264.1	673	7200	
			R	RH - 588x300x12.0x20.0	SN490			1413.2	1.1	1264.1	673	7200	
C 7F 5	GX4	①		RH - 588x300x12.0x20.0	SN490	7200	69.4	103.8	0	130.0	7200	7200	OK
		②	L	RH - 588x300x12.0x20.0	SN490	7200	2041	1413.2	1.1	1264.1	673	7200	
			R	RH - 588x300x12.0x20.0	SN490			1413.2	1.1	1264.1	673	7200	

フレーム名 層名 軸名	はり符号	分類		断面寸法	鋼材種別	L	iy lbmax	λy Mp1 Mp2	n α1 α2	λ My1 My2	間隔1 l1 l2	間隔2 lb1 lb2	判定
C 8F 5	GX4	①		RH - 588x300x12.0x20.0	SN490	7200	69.4	103.8	0	130.0	7200	7200	OK
		②	L	RH - 588x300x12.0x20.0	SN490	7200	2041	1413.2	1.1	1264.1	673	7200	
			R	RH - 588x300x12.0x20.0	SN490			1413.2	1.1	1264.1	673	7200	
C 9F 5	GX4	①		RH - 588x300x12.0x20.0	SN490	7200	69.4	103.8	0	130.0	7200	7200	OK
		②	L	RH - 588x300x12.0x20.0	SN490	7200	2041	1413.2	1.1	1264.1	673	7200	
			R	RH - 588x300x12.0x20.0	SN490			1413.2	1.1	1264.1	673	7200	
C 10F 5	GX4	①		RH - 588x300x12.0x20.0	SN490	7200	69.4	103.8	0	130.0	7200	7200	OK
		②	L	RH - 588x300x12.0x20.0	SN490	7200	2041	1413.2	1.1	1264.1	673	7200	
			R	RH - 588x300x12.0x20.0	SN490			1413.2	1.1	1264.1	673	7200	
C 11F 5	GX4	①		RH - 588x300x12.0x20.0	SN490	7200	69.4	103.8	0	130.0	7200	7200	OK
		②	L	RH - 588x300x12.0x20.0	SN490	7200	2041	1413.2	1.1	1264.1	673	7200	
			R	RH - 588x300x12.0x20.0	SN490			1413.2	1.1	1264.1	673	7200	
C 12F 5	GX4	①		RH - 488x300x11.0x18.0	SN400	7200	71.4	100.9	0	170.0	7200	7200	OK
		②	L	RH - 488x300x11.0x18.0	SN400	7200	2766	736.1	1.2	663.2	897	7200	
			R	RH - 488x300x11.0x18.0	SN400			736.1	1.2	663.2	897	7200	
C 13F 5	GX4	①		RH - 488x300x11.0x18.0	SN400	7200	71.4	100.9	0	170.0	7200	7200	OK
		②	L	RH - 488x300x11.0x18.0	SN400	7200	2766	736.1	1.2	663.2	897	7200	
			R	RH - 488x300x11.0x18.0	SN400			736.1	1.2	663.2	897	7200	
C 14F 5	GX4	①		RH - 488x300x11.0x18.0	SN400	7200	71.4	100.9	1	190.0	3600	3600	OK
		②	L	RH - 488x300x11.0x18.0	SN400	7200	2766	736.1	1.2	663.2	897	3600	
			R	RH - 488x300x11.0x18.0	SN400			736.1	1.2	663.2	897	3600	
1 2F A	GY2	①		RH - 900x350x19.0x25.0	SN490	16200	72.7	222.9	5	230.0	2700	2700	OK
		②	L	RH - 900x350x19.0x25.0	SN490	16200	1944	3641.7	1.1	3157.7	1715	2700	
			R	RH - 900x350x19.0x25.0	SN490			3641.7	1.1	3157.7	1715	2700	
1 3F A	GY2	①		RH - 900x350x19.0x25.0	SN490	16200	72.7	222.9	5	230.0	2700	2700	OK
		②	L	RH - 900x350x19.0x25.0	SN490	16200	1944	3641.7	1.1	3157.7	1715	2700	
			R	RH - 900x350x19.0x25.0	SN490			3641.7	1.1	3157.7	1715	2700	
1 4F A	GY2	①		RH - 900x350x19.0x25.0	SN490	16200	72.7	222.9	5	230.0	2700	2700	OK
		②	L	RH - 900x350x19.0x25.0	SN490	16200	1944	3641.7	1.1	3157.7	1715	2700	
			R	RH - 900x350x19.0x25.0	SN490			3641.7	1.1	3157.7	1715	2700	
1 5F A	GY2	①		RH - 900x350x19.0x25.0	SN490	16200	72.7	222.9	5	230.0	2700	2700	OK
		②	L	RH - 900x350x19.0x25.0	SN490	16200	1944	3641.7	1.1	3157.7	1715	2700	
			R	RH - 900x350x19.0x25.0	SN490			3641.7	1.1	3157.7	1715	2700	
1 6F A	GY2	①		RH - 900x350x19.0x25.0	SN490	16200	72.7	222.9	5	230.0	2700	2700	OK
		②	L	RH - 900x350x19.0x25.0	SN490	16200	1944	3641.7	1.1	3157.7	1715	2700	
			R	RH - 900x350x19.0x25.0	SN490			3641.7	1.1	3157.7	1715	2700	
1 7F A	GY2	①		RH - 900x350x19.0x25.0	SN490	16200	72.7	222.9	5	230.0	2700	2700	OK
		②	L	RH - 900x350x19.0x25.0	SN490	16200	1944	3641.7	1.1	3157.7	1715	2700	
			R	RH - 900x350x19.0x25.0	SN490			3641.7	1.1	3157.7	1715	2700	
1 8F A	GY2	①		RH - 900x350x19.0x25.0	SN490	16200	72.7	222.9	5	230.0	2700	2700	OK
		②	L	RH - 900x350x19.0x25.0	SN490	16200	1944	3641.7	1.1	3157.7	1715	2700	
			R	RH - 900x350x19.0x25.0	SN490			3641.7	1.1	3157.7	1715	2700	
1 9F A	GY2	①		RH - 900x350x19.0x25.0	SN490	16200	72.7	222.9	5	230.0	2700	2700	OK
		②	L	RH - 900x350x19.0x25.0	SN490	16200	1944	3641.7	1.1	3157.7	1715	2700	
			R	RH - 900x350x19.0x25.0	SN490			3641.7	1.1	3157.7	1715	2700	
1 10F A	GY2	①		RH - 900x350x19.0x25.0	SN490	16200	72.7	222.9	5	230.0	2700	2700	OK
		②	L	RH - 900x350x19.0x25.0	SN490	16200	1944	3641.7	1.1	3157.7	1715	2700	
			R	RH - 900x350x19.0x25.0	SN490			3641.7	1.1	3157.7	1715	2700	
1 11F A	GY2	①		RH - 900x350x19.0x25.0	SN490	16200	72.7	222.9	5	230.0	2700	2700	OK
		②	L	RH - 900x350x19.0x25.0	SN490	16200	1944	3641.7	1.1	3157.7	1715	2700	
			R	RH - 900x350x19.0x25.0	SN490			3641.7	1.1	3157.7	1715	2700	
1 12F A	GY2	①		RH - 900x350x19.0x25.0	SN490	16200	72.7	222.9	5	230.0	2700	2700	OK
		②	L	RH - 900x350x19.0x25.0	SN490	16200	1944	3641.7	1.1	3157.7	1715	2700	
			R	RH - 900x350x19.0x25.0	SN490			3641.7	1.1	3157.7	1715	2700	
1 13F A	GY2	①		RH - 900x350x19.0x25.0	SN490	16200	72.7	222.9	5	230.0	2700	2700	OK
		②	L	RH - 900x350x19.0x25.0	SN490	16200	1944	3641.7	1.1	3157.7	1715	2700	
			R	RH - 900x350x19.0x25.0	SN490			3641.7	1.1	3157.7	1715	2700	
1 14F A	GY2	①		RH - 900x350x19.0x25.0	SN490	16200	72.7	222.9	5	230.0	2700	2700	OK
		②	L	RH - 900x350x19.0x25.0	SN490	16200	1944	3641.7	1.1	3157.7	1715	2700	
			R	RH - 900x350x19.0x25.0	SN490			3641.7	1.1	3157.7	1715	2700	
1 2F B	GY4	①		RH - 588x300x12.0x20.0	SN490	7200	69.4	103.8	1	150.0	4800	2400	OK
		②	L	RH - 588x300x12.0x20.0	SN490	7200	2041	1413.2	1.1	1264.1	673	2400	
			R	RH - 588x300x12.0x20.0	SN490			1413.2	1.1	1264.1	673	4800	
1 3F B	GY4	①		RH - 588x300x12.0x20.0	SN490	7200	69.4	103.8	1	150.0	4800	2400	OK
		②	L	RH - 588x300x12.0x20.0	SN490	7200	2041	1413.2	1.1	1264.1	673	2400	
			R	RH - 588x300x12.0x20.0	SN490			1413.2	1.1	1264.1	673	4800	
1 4F B	GY4	①		RH - 588x300x12.0x20.0	SN490	7200	69.4	103.8	1	150.0	4800	2400	OK
		②	L	RH - 588x300x12.0x20.0	SN490	7200	2041	1413.2	1.1	1264.1	673	2400	
			R	RH - 588x300x12.0x20.0	SN490			1413.2	1.1	1264.1	673	4800	

フレーム名 層名 軸名	はり符号	分類		断面寸法	鋼材種別	L	iy lbmax	λy Mp1 Mp2	n α1 α2	λ My1 My2	間隔1 l1 l2	間隔2 lb1 lb2	判定
1 5F B	GY4	①		RH - 588x300x12.0x20.0	SN490	7200	69.4	103.8	1	150.0	4800	2400	OK
		②	L	RH - 588x300x12.0x20.0	SN490	7200	2041	1413.2	1.1	1264.1	673	2400	
			R	RH - 588x300x12.0x20.0	SN490			1413.2	1.1	1264.1	673	4800	
1 6F B	GY4	①		RH - 588x300x12.0x20.0	SN490	7200	69.4	103.8	1	150.0	4800	2400	OK
		②	L	RH - 588x300x12.0x20.0	SN490	7200	2041	1413.2	1.1	1264.1	673	2400	
			R	RH - 588x300x12.0x20.0	SN490			1413.2	1.1	1264.1	673	4800	
1 7F B	GY4	①		RH - 588x300x12.0x20.0	SN490	7200	69.4	103.8	1	150.0	4800	2400	OK
		②	L	RH - 588x300x12.0x20.0	SN490	7200	2041	1413.2	1.1	1264.1	673	2400	
			R	RH - 588x300x12.0x20.0	SN490			1413.2	1.1	1264.1	673	4800	
1 8F B	GY4	①		RH - 588x300x12.0x20.0	SN490	7200	69.4	103.8	1	150.0	4800	2400	OK
		②	L	RH - 588x300x12.0x20.0	SN490	7200	2041	1413.2	1.1	1264.1	673	2400	
			R	RH - 588x300x12.0x20.0	SN490			1413.2	1.1	1264.1	673	4800	
1 9F B	GY4	①		RH - 588x300x12.0x20.0	SN490	7200	69.4	103.8	1	150.0	4800	2400	OK
		②	L	RH - 588x300x12.0x20.0	SN490	7200	2041	1413.2	1.1	1264.1	673	2400	
			R	RH - 588x300x12.0x20.0	SN490			1413.2	1.1	1264.1	673	4800	
1 10F B	GY4	①		RH - 588x300x12.0x20.0	SN490	7200	69.4	103.8	1	150.0	4800	2400	OK
		②	L	RH - 588x300x12.0x20.0	SN490	7200	2041	1413.2	1.1	1264.1	673	2400	
			R	RH - 588x300x12.0x20.0	SN490			1413.2	1.1	1264.1	673	4800	
1 11F B	GY4	①		RH - 588x300x12.0x20.0	SN490	7200	69.4	103.8	1	150.0	4800	2400	OK
		②	L	RH - 588x300x12.0x20.0	SN490	7200	2041	1413.2	1.1	1264.1	673	2400	
			R	RH - 588x300x12.0x20.0	SN490			1413.2	1.1	1264.1	673	4800	
1 12F B	GY4	①		RH - 588x300x12.0x20.0	SN490	7200	69.4	103.8	1	150.0	4800	2400	OK
		②	L	RH - 588x300x12.0x20.0	SN490	7200	2041	1413.2	1.1	1264.1	673	2400	
			R	RH - 588x300x12.0x20.0	SN490			1413.2	1.1	1264.1	673	4800	
1 13F B	GY4	①		RH - 588x300x12.0x20.0	SN490	7200	69.4	103.8	1	150.0	4800	2400	OK
		②	L	RH - 588x300x12.0x20.0	SN490	7200	2041	1413.2	1.1	1264.1	673	2400	
			R	RH - 588x300x12.0x20.0	SN490			1413.2	1.1	1264.1	673	4800	
1 14F B	GY4	①		RH - 588x300x12.0x20.0	SN490	7200	69.4	103.8	2	170.0	2400	2400	OK
		②	L	RH - 588x300x12.0x20.0	SN490	7200	2041	1413.2	1.1	1264.1	673	2400	
			R	RH - 588x300x12.0x20.0	SN490			1413.2	1.1	1264.1	673	2400	
2 2F A	GY1	①		RH - 900x350x19.0x36.0	SN490	16200	79.1	204.8	5	230.0	2700	2700	OK
		②	L	RH - 900x350x19.0x36.0	SN490	16200	2800	4633.5	1.1	4081.4	1614	2700	
			R	RH - 900x350x19.0x36.0	SN490			4633.5	1.1	4081.4	1614	2700	
2 3F A	GY1	①		RH - 900x350x19.0x36.0	SN490	16200	79.1	204.8	5	230.0	2700	2700	OK
		②	L	RH - 900x350x19.0x36.0	SN490	16200	2800	4633.5	1.1	4081.4	1614	2700	
			R	RH - 900x350x19.0x36.0	SN490			4633.5	1.1	4081.4	1614	2700	
2 4F A	GY1	①		RH - 900x350x19.0x36.0	SN490	16200	79.1	204.8	5	230.0	2700	2700	OK
		②	L	RH - 900x350x19.0x36.0	SN490	16200	2800	4633.5	1.1	4081.4	1614	2700	
			R	RH - 900x350x19.0x36.0	SN490			4633.5	1.1	4081.4	1614	2700	
2 5F A	GY1	①		RH - 900x350x19.0x36.0	SN490	16200	79.1	204.8	5	230.0	2700	2700	OK
		②	L	RH - 900x350x19.0x36.0	SN490	16200	2800	4633.5	1.1	4081.4	1614	2700	
			R	RH - 900x350x19.0x36.0	SN490			4633.5	1.1	4081.4	1614	2700	
2 6F A	GY1	①		RH - 900x350x19.0x32.0	SN490	16200	77.1	210.1	5	230.0	2700	2700	OK
		②	L	RH - 900x350x19.0x32.0	SN490	16200	2489	4275.9	1.1	3751.1	1640	2700	
			R	RH - 900x350x19.0x32.0	SN490			4275.9	1.1	3751.1	1640	2700	
2 7F A	GY1	①		RH - 900x350x19.0x32.0	SN490	16200	77.1	210.1	5	230.0	2700	2700	OK
		②	L	RH - 900x350x19.0x32.0	SN490	16200	2489	4275.9	1.1	3751.1	1640	2700	
			R	RH - 900x350x19.0x32.0	SN490			4275.9	1.1	3751.1	1640	2700	
2 8F A	GY1	①		RH - 900x350x19.0x32.0	SN490	16200	77.1	210.1	5	230.0	2700	2700	OK
		②	L	RH - 900x350x19.0x32.0	SN490	16200	2489	4275.9	1.1	3751.1	1640	2700	
			R	RH - 900x350x19.0x32.0	SN490			4275.9	1.1	3751.1	1640	2700	
2 9F A	GY1	①		RH - 900x350x19.0x32.0	SN490	16200	77.1	210.1	5	230.0	2700	2700	OK
		②	L	RH - 900x350x19.0x32.0	SN490	16200	2489	4275.9	1.1	3751.1	1640	2700	
			R	RH - 900x350x19.0x32.0	SN490			4275.9	1.1	3751.1	1640	2700	
2 10F A	GY1	①		RH - 900x350x19.0x32.0	SN490	16200	77.1	210.1	5	230.0	2700	2700	OK
		②	L	RH - 900x350x19.0x32.0	SN490	16200	2489	4275.9	1.1	3751.1	1640	2700	
			R	RH - 900x350x19.0x32.0	SN490			4275.9	1.1	3751.1	1640	2700	
2 11F A	GY1	①		RH - 900x350x19.0x32.0	SN490	16200	77.1	210.1	5	230.0	2700	2700	OK
		②	L	RH - 900x350x19.0x32.0	SN490	16200	2489	4275.9	1.1	3751.1	1640	2700	
			R	RH - 900x350x19.0x32.0	SN490			4275.9	1.1	3751.1	1640	2700	
2 12F A	GY1	①		RH - 900x350x19.0x25.0	SN490	16200	72.7	222.9	5	230.0	2700	2700	OK
		②	L	RH - 900x350x19.0x25.0	SN490	16200	1944	3641.7	1.1	3157.7	1715	2700	
			R	RH - 900x350x19.0x25.0	SN490			3641.7	1.1	3157.7	1715	2700	
2 13F A	GY1	①		RH - 900x350x19.0x25.0	SN490	16200	72.7	222.9	5	230.0	2700	2700	OK
		②	L	RH - 900x350x19.0x25.0	SN490	16200	1944	3641.7	1.1	3157.7	1715	2700	
			R	RH - 900x350x19.0x25.0	SN490			3641.7	1.1	3157.7	1715	2700	
2 14F A	GY1	①		RH - 900x350x19.0x25.0	SN490	16200	72.7	222.9	5	230.0	2700	2700	OK
		②	L	RH - 900x350x19.0x25.0	SN490	16200	1944	3641.7	1.1	3157.7	1715	2700	
			R	RH - 900x350x19.0x25.0	SN490			3641.7	1.1	3157.7	1715	2700	

フレーム名 層名 軸名	はり符号	分類		断面寸法	鋼材種別	L	iy lbmax	λy Mp1 Mp2	n α1 α2	λ My1 My2	間隔1 l1 l2	間隔2 lb1 lb2	判定
2 2F B	GY3	①		RH - 900x350x19.0x25.0	SN490	7200	72.7	99.1	2	170.0	2400	2400	OK
		②	L	RH - 900x350x19.0x25.0	SN490	7200	1944	3641.7	1.1	3157.7	762	2400	
			R	RH - 900x350x19.0x25.0	SN490			3641.7	1.1	3157.7	762	2400	
2 3F B	GY3	①		RH - 900x350x19.0x25.0	SN490	7200	72.7	99.1	2	170.0	2400	2400	OK
		②	L	RH - 900x350x19.0x25.0	SN490	7200	1944	3641.7	1.1	3157.7	762	2400	
			R	RH - 900x350x19.0x25.0	SN490			3641.7	1.1	3157.7	762	2400	
2 4F B	GY3	①		RH - 900x350x19.0x25.0	SN490	7200	72.7	99.1	2	170.0	2400	2400	OK
		②	L	RH - 900x350x19.0x25.0	SN490	7200	1944	3641.7	1.1	3157.7	762	2400	
			R	RH - 900x350x19.0x25.0	SN490			3641.7	1.1	3157.7	762	2400	
2 5F B	GY3	①		RH - 900x350x19.0x25.0	SN490	7200	72.7	99.1	2	170.0	2400	2400	OK
		②	L	RH - 900x350x19.0x25.0	SN490	7200	1944	3641.7	1.1	3157.7	762	2400	
			R	RH - 900x350x19.0x25.0	SN490			3641.7	1.1	3157.7	762	2400	
2 6F B	GY3	①		RH - 700x300x13.0x24.0	SN490	7200	68.3	105.3	2	170.0	2400	2400	OK
		②	L	RH - 700x300x13.0x24.0	SN490	7200	2057	2060.0	1.1	1833.8	687	2400	
			R	RH - 700x300x13.0x24.0	SN490			2060.0	1.1	1833.8	687	2400	
2 7F B	GY3	①		RH - 700x300x13.0x24.0	SN490	7200	68.3	105.3	2	170.0	2400	2400	OK
		②	L	RH - 700x300x13.0x24.0	SN490	7200	2057	2060.0	1.1	1833.8	687	2400	
			R	RH - 700x300x13.0x24.0	SN490			2060.0	1.1	1833.8	687	2400	
2 8F B	GY3	①		RH - 700x300x13.0x24.0	SN490	7200	68.3	105.3	2	170.0	2400	2400	OK
		②	L	RH - 700x300x13.0x24.0	SN490	7200	2057	2060.0	1.1	1833.8	687	2400	
			R	RH - 700x300x13.0x24.0	SN490			2060.0	1.1	1833.8	687	2400	
2 9F B	GY3	①		RH - 588x300x12.0x20.0	SN490	7200	69.4	103.8	2	170.0	2400	2400	OK
		②	L	RH - 588x300x12.0x20.0	SN490	7200	2041	1413.2	1.1	1264.1	673	2400	
			R	RH - 588x300x12.0x20.0	SN490			1413.2	1.1	1264.1	673	2400	
2 10F B	GY3	①		RH - 588x300x12.0x20.0	SN490	7200	69.4	103.8	2	170.0	2400	2400	OK
		②	L	RH - 588x300x12.0x20.0	SN490	7200	2041	1413.2	1.1	1264.1	673	2400	
			R	RH - 588x300x12.0x20.0	SN490			1413.2	1.1	1264.1	673	2400	
2 11F B	GY3	①		RH - 588x300x12.0x20.0	SN490	7200	69.4	103.8	2	170.0	2400	2400	OK
		②	L	RH - 588x300x12.0x20.0	SN490	7200	2041	1413.2	1.1	1264.1	673	2400	
			R	RH - 588x300x12.0x20.0	SN490			1413.2	1.1	1264.1	673	2400	
2 12F B	GY3	①		RH - 588x300x12.0x20.0	SN490	7200	69.4	103.8	2	170.0	2400	2400	OK
		②	L	RH - 588x300x12.0x20.0	SN490	7200	2041	1413.2	1.1	1264.1	673	2400	
			R	RH - 588x300x12.0x20.0	SN490			1413.2	1.1	1264.1	673	2400	
2 13F B	GY3	①		RH - 588x300x12.0x20.0	SN490	7200	69.4	103.8	2	170.0	2400	2400	OK
		②	L	RH - 588x300x12.0x20.0	SN490	7200	2041	1413.2	1.1	1264.1	673	2400	
			R	RH - 588x300x12.0x20.0	SN490			1413.2	1.1	1264.1	673	2400	
2 14F B	GY3	①		RH - 588x300x12.0x20.0	SN490	7200	69.4	103.8	2	170.0	2400	2400	OK
		②	L	RH - 588x300x12.0x20.0	SN490	7200	2041	1413.2	1.1	1264.1	673	2400	
			R	RH - 588x300x12.0x20.0	SN490			1413.2	1.1	1264.1	673	2400	
3 2F A	GY1	①		RH - 900x350x19.0x36.0	SN490	16200	79.1	204.8	5	230.0	2700	2700	OK
		②	L	RH - 900x350x19.0x36.0	SN490	16200	2800	4633.5	1.1	4081.4	1614	2700	
			R	RH - 900x350x19.0x36.0	SN490			4633.5	1.1	4081.4	1614	2700	
3 3F A	GY1	①		RH - 900x350x19.0x36.0	SN490	16200	79.1	204.8	5	230.0	2700	2700	OK
		②	L	RH - 900x350x19.0x36.0	SN490	16200	2800	4633.5	1.1	4081.4	1614	2700	
			R	RH - 900x350x19.0x36.0	SN490			4633.5	1.1	4081.4	1614	2700	
3 4F A	GY1	①		RH - 900x350x19.0x36.0	SN490	16200	79.1	204.8	5	230.0	2700	2700	OK
		②	L	RH - 900x350x19.0x36.0	SN490	16200	2800	4633.5	1.1	4081.4	1614	2700	
			R	RH - 900x350x19.0x36.0	SN490			4633.5	1.1	4081.4	1614	2700	
3 5F A	GY1	①		RH - 900x350x19.0x36.0	SN490	16200	79.1	204.8	5	230.0	2700	2700	OK
		②	L	RH - 900x350x19.0x36.0	SN490	16200	2800	4633.5	1.1	4081.4	1614	2700	
			R	RH - 900x350x19.0x36.0	SN490			4633.5	1.1	4081.4	1614	2700	
3 6F A	GY1	①		RH - 900x350x19.0x32.0	SN490	16200	77.1	210.1	5	230.0	2700	2700	OK
		②	L	RH - 900x350x19.0x32.0	SN490	16200	2489	4275.9	1.1	3751.1	1640	2700	
			R	RH - 900x350x19.0x32.0	SN490			4275.9	1.1	3751.1	1640	2700	
3 7F A	GY1	①		RH - 900x350x19.0x32.0	SN490	16200	77.1	210.1	5	230.0	2700	2700	OK
		②	L	RH - 900x350x19.0x32.0	SN490	16200	2489	4275.9	1.1	3751.1	1640	2700	
			R	RH - 900x350x19.0x32.0	SN490			4275.9	1.1	3751.1	1640	2700	
3 8F A	GY1	①		RH - 900x350x19.0x32.0	SN490	16200	77.1	210.1	5	230.0	2700	2700	OK
		②	L	RH - 900x350x19.0x32.0	SN490	16200	2489	4275.9	1.1	3751.1	1640	2700	
			R	RH - 900x350x19.0x32.0	SN490			4275.9	1.1	3751.1	1640	2700	
3 9F A	GY1	①		RH - 900x350x19.0x32.0	SN490	16200	77.1	210.1	5	230.0	2700	2700	OK
		②	L	RH - 900x350x19.0x32.0	SN490	16200	2489	4275.9	1.1	3751.1	1640	2700	
			R	RH - 900x350x19.0x32.0	SN490			4275.9	1.1	3751.1	1640	2700	
3 10F A	GY1	①		RH - 900x350x19.0x32.0	SN490	16200	77.1	210.1	5	230.0	2700	2700	OK
		②	L	RH - 900x350x19.0x32.0	SN490	16200	2489	4275.9	1.1	3751.1	1640	2700	
			R	RH - 900x350x19.0x32.0	SN490			4275.9	1.1	3751.1	1640	2700	
3 11F A	GY1	①		RH - 900x350x19.0x32.0	SN490	16200	77.1	210.1	5	230.0	2700	2700	OK
		②	L	RH - 900x350x19.0x32.0	SN490	16200	2489	4275.9	1.1	3751.1	1640	2700	
			R	RH - 900x350x19.0x32.0	SN490			4275.9	1.1	3751.1	1640	2700	

フレーム名 層名 軸名	はり符号	分類		断面寸法	鋼材種別	L	iy lbmax	λy Mp1 Mp2	n α1 α2	λ My1 My2	間隔1 l1 l2	間隔2 lb1 lb2	判定
3 12F A	GY1	①		RH - 900x350x19.0x25.0	SN490	16200	72.7	222.9	5	230.0	2700	2700	OK
		②	L	RH - 900x350x19.0x25.0	SN490	16200	1944	3641.7	1.1	3157.7	1715	2700	
			R	RH - 900x350x19.0x25.0	SN490			3641.7	1.1	3157.7	1715	2700	
3 13F A	GY1	①		RH - 900x350x19.0x25.0	SN490	16200	72.7	222.9	5	230.0	2700	2700	OK
		②	L	RH - 900x350x19.0x25.0	SN490	16200	1944	3641.7	1.1	3157.7	1715	2700	
			R	RH - 900x350x19.0x25.0	SN490			3641.7	1.1	3157.7	1715	2700	
3 14F A	GY1	①		RH - 900x350x19.0x25.0	SN490	16200	72.7	222.9	5	230.0	2700	2700	OK
		②	L	RH - 900x350x19.0x25.0	SN490	16200	1944	3641.7	1.1	3157.7	1715	2700	
			R	RH - 900x350x19.0x25.0	SN490			3641.7	1.1	3157.7	1715	2700	
3 2F B	GY3	①		RH - 900x350x19.0x25.0	SN490	7200	72.7	99.1	2	170.0	2400	2400	OK
		②	L	RH - 900x350x19.0x25.0	SN490	7200	1944	3641.7	1.1	3157.7	762	2400	
			R	RH - 900x350x19.0x25.0	SN490			3641.7	1.1	3157.7	762	2400	
3 3F B	GY3	①		RH - 900x350x19.0x25.0	SN490	7200	72.7	99.1	2	170.0	2400	2400	OK
		②	L	RH - 900x350x19.0x25.0	SN490	7200	1944	3641.7	1.1	3157.7	762	2400	
			R	RH - 900x350x19.0x25.0	SN490			3641.7	1.1	3157.7	762	2400	
3 4F B	GY3	①		RH - 900x350x19.0x25.0	SN490	7200	72.7	99.1	2	170.0	2400	2400	OK
		②	L	RH - 900x350x19.0x25.0	SN490	7200	1944	3641.7	1.1	3157.7	762	2400	
			R	RH - 900x350x19.0x25.0	SN490			3641.7	1.1	3157.7	762	2400	
3 5F B	GY3	①		RH - 900x350x19.0x25.0	SN490	7200	72.7	99.1	2	170.0	2400	2400	OK
		②	L	RH - 900x350x19.0x25.0	SN490	7200	1944	3641.7	1.1	3157.7	762	2400	
			R	RH - 900x350x19.0x25.0	SN490			3641.7	1.1	3157.7	762	2400	
3 6F B	GY3	①		RH - 700x300x13.0x24.0	SN490	7200	68.3	105.3	2	170.0	2400	2400	OK
		②	L	RH - 700x300x13.0x24.0	SN490	7200	2057	2060.0	1.1	1833.8	687	2400	
			R	RH - 700x300x13.0x24.0	SN490			2060.0	1.1	1833.8	687	2400	
3 7F B	GY3	①		RH - 700x300x13.0x24.0	SN490	7200	68.3	105.3	2	170.0	2400	2400	OK
		②	L	RH - 700x300x13.0x24.0	SN490	7200	2057	2060.0	1.1	1833.8	687	2400	
			R	RH - 700x300x13.0x24.0	SN490			2060.0	1.1	1833.8	687	2400	
3 8F B	GY3	①		RH - 700x300x13.0x24.0	SN490	7200	68.3	105.3	2	170.0	2400	2400	OK
		②	L	RH - 700x300x13.0x24.0	SN490	7200	2057	2060.0	1.1	1833.8	687	2400	
			R	RH - 700x300x13.0x24.0	SN490			2060.0	1.1	1833.8	687	2400	
3 9F B	GY3	①		RH - 588x300x12.0x20.0	SN490	7200	69.4	103.8	2	170.0	2400	2400	OK
		②	L	RH - 588x300x12.0x20.0	SN490	7200	2041	1413.2	1.1	1264.1	673	2400	
			R	RH - 588x300x12.0x20.0	SN490			1413.2	1.1	1264.1	673	2400	
3 10F B	GY3	①		RH - 588x300x12.0x20.0	SN490	7200	69.4	103.8	2	170.0	2400	2400	OK
		②	L	RH - 588x300x12.0x20.0	SN490	7200	2041	1413.2	1.1	1264.1	673	2400	
			R	RH - 588x300x12.0x20.0	SN490			1413.2	1.1	1264.1	673	2400	
3 11F B	GY3	①		RH - 588x300x12.0x20.0	SN490	7200	69.4	103.8	2	170.0	2400	2400	OK
		②	L	RH - 588x300x12.0x20.0	SN490	7200	2041	1413.2	1.1	1264.1	673	2400	
			R	RH - 588x300x12.0x20.0	SN490			1413.2	1.1	1264.1	673	2400	
3 12F B	GY3	①		RH - 588x300x12.0x20.0	SN490	7200	69.4	103.8	2	170.0	2400	2400	OK
		②	L	RH - 588x300x12.0x20.0	SN490	7200	2041	1413.2	1.1	1264.1	673	2400	
			R	RH - 588x300x12.0x20.0	SN490			1413.2	1.1	1264.1	673	2400	
3 13F B	GY3	①		RH - 588x300x12.0x20.0	SN490	7200	69.4	103.8	2	170.0	2400	2400	OK
		②	L	RH - 588x300x12.0x20.0	SN490	7200	2041	1413.2	1.1	1264.1	673	2400	
			R	RH - 588x300x12.0x20.0	SN490			1413.2	1.1	1264.1	673	2400	
3 14F B	GY3	①		RH - 588x300x12.0x20.0	SN490	7200	69.4	103.8	2	170.0	2400	2400	OK
		②	L	RH - 588x300x12.0x20.0	SN490	7200	2041	1413.2	1.1	1264.1	673	2400	
			R	RH - 588x300x12.0x20.0	SN490			1413.2	1.1	1264.1	673	2400	
4 2F A	GY1	①		RH - 900x350x19.0x36.0	SN490	16200	79.1	204.8	5	230.0	2700	2700	OK
		②	L	RH - 900x350x19.0x36.0	SN490	16200	2800	4633.5	1.1	4081.4	1614	2700	
			R	RH - 900x350x19.0x36.0	SN490			4633.5	1.1	4081.4	1614	2700	
4 3F A	GY1	①		RH - 900x350x19.0x36.0	SN490	16200	79.1	204.8	5	230.0	2700	2700	OK
		②	L	RH - 900x350x19.0x36.0	SN490	16200	2800	4633.5	1.1	4081.4	1614	2700	
			R	RH - 900x350x19.0x36.0	SN490			4633.5	1.1	4081.4	1614	2700	
4 4F A	GY1	①		RH - 900x350x19.0x36.0	SN490	16200	79.1	204.8	5	230.0	2700	2700	OK
		②	L	RH - 900x350x19.0x36.0	SN490	16200	2800	4633.5	1.1	4081.4	1614	2700	
			R	RH - 900x350x19.0x36.0	SN490			4633.5	1.1	4081.4	1614	2700	
4 5F A	GY1	①		RH - 900x350x19.0x36.0	SN490	16200	79.1	204.8	5	230.0	2700	2700	OK
		②	L	RH - 900x350x19.0x36.0	SN490	16200	2800	4633.5	1.1	4081.4	1614	2700	
			R	RH - 900x350x19.0x36.0	SN490			4633.5	1.1	4081.4	1614	2700	
4 6F A	GY1	①		RH - 900x350x19.0x32.0	SN490	16200	77.1	210.1	5	230.0	2700	2700	OK
		②	L	RH - 900x350x19.0x32.0	SN490	16200	2489	4275.9	1.1	3751.1	1640	2700	
			R	RH - 900x350x19.0x32.0	SN490			4275.9	1.1	3751.1	1640	2700	
4 7F A	GY1	①		RH - 900x350x19.0x32.0	SN490	16200	77.1	210.1	5	230.0	2700	2700	OK
		②	L	RH - 900x350x19.0x32.0	SN490	16200	2489	4275.9	1.1	3751.1	1640	2700	
			R	RH - 900x350x19.0x32.0	SN490			4275.9	1.1	3751.1	1640	2700	
4 8F A	GY1	①		RH - 900x350x19.0x32.0	SN490	16200	77.1	210.1	5	230.0	2700	2700	OK
		②	L	RH - 900x350x19.0x32.0	SN490	16200	2489	4275.9	1.1	3751.1	1640	2700	
			R	RH - 900x350x19.0x32.0	SN490			4275.9	1.1	3751.1	1640	2700	

フレーム名 層名 軸名	はり符号	分類		断面寸法	鋼材種別	L	iy lbmax	λy Mp1 Mp2	n α1 α2	λ My1 My2	間隔1 l1 l2	間隔2 lb1 lb2	判定
4 9F A	GY1	①		RH - 900x350x19.0x32.0	SN490	16200	77.1	210.1	5	230.0	2700	2700	OK
		②	L	RH - 900x350x19.0x32.0	SN490	16200	2489	4275.9	1.1	3751.1	1640	2700	
			R	RH - 900x350x19.0x32.0	SN490			4275.9	1.1	3751.1	1640	2700	
4 10F A	GY1	①		RH - 900x350x19.0x32.0	SN490	16200	77.1	210.1	5	230.0	2700	2700	OK
		②	L	RH - 900x350x19.0x32.0	SN490	16200	2489	4275.9	1.1	3751.1	1640	2700	
			R	RH - 900x350x19.0x32.0	SN490			4275.9	1.1	3751.1	1640	2700	
4 11F A	GY1	①		RH - 900x350x19.0x32.0	SN490	16200	77.1	210.1	5	230.0	2700	2700	OK
		②	L	RH - 900x350x19.0x32.0	SN490	16200	2489	4275.9	1.1	3751.1	1640	2700	
			R	RH - 900x350x19.0x32.0	SN490			4275.9	1.1	3751.1	1640	2700	
4 12F A	GY1	①		RH - 900x350x19.0x25.0	SN490	16200	72.7	222.9	5	230.0	2700	2700	OK
		②	L	RH - 900x350x19.0x25.0	SN490	16200	1944	3641.7	1.1	3157.7	1715	2700	
			R	RH - 900x350x19.0x25.0	SN490			3641.7	1.1	3157.7	1715	2700	
4 13F A	GY1	①		RH - 900x350x19.0x25.0	SN490	16200	72.7	222.9	5	230.0	2700	2700	OK
		②	L	RH - 900x350x19.0x25.0	SN490	16200	1944	3641.7	1.1	3157.7	1715	2700	
			R	RH - 900x350x19.0x25.0	SN490			3641.7	1.1	3157.7	1715	2700	
4 14F A	GY1	①		RH - 900x350x19.0x25.0	SN490	16200	72.7	222.9	5	230.0	2700	2700	OK
		②	L	RH - 900x350x19.0x25.0	SN490	16200	1944	3641.7	1.1	3157.7	1715	2700	
			R	RH - 900x350x19.0x25.0	SN490			3641.7	1.1	3157.7	1715	2700	
4 2F B	GY3	①		RH - 900x350x19.0x25.0	SN490	7200	72.7	99.1	2	170.0	2400	2400	OK
		②	L	RH - 900x350x19.0x25.0	SN490	7200	1944	3641.7	1.1	3157.7	762	2400	
			R	RH - 900x350x19.0x25.0	SN490			3641.7	1.1	3157.7	762	2400	
4 3F B	GY3	①		RH - 900x350x19.0x25.0	SN490	7200	72.7	99.1	2	170.0	2400	2400	OK
		②	L	RH - 900x350x19.0x25.0	SN490	7200	1944	3641.7	1.1	3157.7	762	2400	
			R	RH - 900x350x19.0x25.0	SN490			3641.7	1.1	3157.7	762	2400	
4 4F B	GY3	①		RH - 900x350x19.0x25.0	SN490	7200	72.7	99.1	2	170.0	2400	2400	OK
		②	L	RH - 900x350x19.0x25.0	SN490	7200	1944	3641.7	1.1	3157.7	762	2400	
			R	RH - 900x350x19.0x25.0	SN490			3641.7	1.1	3157.7	762	2400	
4 5F B	GY3	①		RH - 900x350x19.0x25.0	SN490	7200	72.7	99.1	2	170.0	2400	2400	OK
		②	L	RH - 900x350x19.0x25.0	SN490	7200	1944	3641.7	1.1	3157.7	762	2400	
			R	RH - 900x350x19.0x25.0	SN490			3641.7	1.1	3157.7	762	2400	
4 6F B	GY3	①		RH - 700x300x13.0x24.0	SN490	7200	68.3	105.3	2	170.0	2400	2400	OK
		②	L	RH - 700x300x13.0x24.0	SN490	7200	2057	2060.0	1.1	1833.8	687	2400	
			R	RH - 700x300x13.0x24.0	SN490			2060.0	1.1	1833.8	687	2400	
4 7F B	GY3	①		RH - 700x300x13.0x24.0	SN490	7200	68.3	105.3	2	170.0	2400	2400	OK
		②	L	RH - 700x300x13.0x24.0	SN490	7200	2057	2060.0	1.1	1833.8	687	2400	
			R	RH - 700x300x13.0x24.0	SN490			2060.0	1.1	1833.8	687	2400	
4 8F B	GY3	①		RH - 700x300x13.0x24.0	SN490	7200	68.3	105.3	2	170.0	2400	2400	OK
		②	L	RH - 700x300x13.0x24.0	SN490	7200	2057	2060.0	1.1	1833.8	687	2400	
			R	RH - 700x300x13.0x24.0	SN490			2060.0	1.1	1833.8	687	2400	
4 9F B	GY3	①		RH - 588x300x12.0x20.0	SN490	7200	69.4	103.8	2	170.0	2400	2400	OK
		②	L	RH - 588x300x12.0x20.0	SN490	7200	2041	1413.2	1.1	1264.1	673	2400	
			R	RH - 588x300x12.0x20.0	SN490			1413.2	1.1	1264.1	673	2400	
4 10F B	GY3	①		RH - 588x300x12.0x20.0	SN490	7200	69.4	103.8	2	170.0	2400	2400	OK
		②	L	RH - 588x300x12.0x20.0	SN490	7200	2041	1413.2	1.1	1264.1	673	2400	
			R	RH - 588x300x12.0x20.0	SN490			1413.2	1.1	1264.1	673	2400	
4 11F B	GY3	①		RH - 588x300x12.0x20.0	SN490	7200	69.4	103.8	2	170.0	2400	2400	OK
		②	L	RH - 588x300x12.0x20.0	SN490	7200	2041	1413.2	1.1	1264.1	673	2400	
			R	RH - 588x300x12.0x20.0	SN490			1413.2	1.1	1264.1	673	2400	
4 12F B	GY3	①		RH - 588x300x12.0x20.0	SN490	7200	69.4	103.8	2	170.0	2400	2400	OK
		②	L	RH - 588x300x12.0x20.0	SN490	7200	2041	1413.2	1.1	1264.1	673	2400	
			R	RH - 588x300x12.0x20.0	SN490			1413.2	1.1	1264.1	673	2400	
4 13F B	GY3	①		RH - 588x300x12.0x20.0	SN490	7200	69.4	103.8	2	170.0	2400	2400	OK
		②	L	RH - 588x300x12.0x20.0	SN490	7200	2041	1413.2	1.1	1264.1	673	2400	
			R	RH - 588x300x12.0x20.0	SN490			1413.2	1.1	1264.1	673	2400	
4 14F B	GY3	①		RH - 588x300x12.0x20.0	SN490	7200	69.4	103.8	2	170.0	2400	2400	OK
		②	L	RH - 588x300x12.0x20.0	SN490	7200	2041	1413.2	1.1	1264.1	673	2400	
			R	RH - 588x300x12.0x20.0	SN490			1413.2	1.1	1264.1	673	2400	
5 2F A	GY1	①		RH - 900x350x19.0x36.0	SN490	16200	79.1	204.8	5	230.0	2700	2700	OK
		②	L	RH - 900x350x19.0x36.0	SN490	16200	2800	4633.5	1.1	4081.4	1614	2700	
			R	RH - 900x350x19.0x36.0	SN490			4633.5	1.1	4081.4	1614	2700	
5 3F A	GY1	①		RH - 900x350x19.0x36.0	SN490	16200	79.1	204.8	5	230.0	2700	2700	OK
		②	L	RH - 900x350x19.0x36.0	SN490	16200	2800	4633.5	1.1	4081.4	1614	2700	
			R	RH - 900x350x19.0x36.0	SN490			4633.5	1.1	4081.4	1614	2700	
5 4F A	GY1	①		RH - 900x350x19.0x36.0	SN490	16200	79.1	204.8	5	230.0	2700	2700	OK
		②	L	RH - 900x350x19.0x36.0	SN490	16200	2800	4633.5	1.1	4081.4	1614	2700	
			R	RH - 900x350x19.0x36.0	SN490			4633.5	1.1	4081.4	1614	2700	
5 5F A	GY1	①		RH - 900x350x19.0x36.0	SN490	16200	79.1	204.8	5	230.0	2700	2700	OK
		②	L	RH - 900x350x19.0x36.0	SN490	16200	2800	4633.5	1.1	4081.4	1614	2700	
			R	RH - 900x350x19.0x36.0	SN490			4633.5	1.1	4081.4	1614	2700	

フレーム名 層名 軸名	はり符号	分類		断面寸法	鋼材種別	L	iy lbmax	λy Mp1 Mp2	n α1 α2	λ My1 My2	間隔1 l1 l2	間隔2 lb1 lb2	判定
5 6F A	GY1	①		RH - 900x350x19.0x32.0	SN490	16200	77.1	210.1	5	230.0	2700	2700	OK
		②	L	RH - 900x350x19.0x32.0	SN490	16200	2489	4275.9	1.1	3751.1	1640	2700	
			R	RH - 900x350x19.0x32.0	SN490			4275.9	1.1	3751.1	1640	2700	
5 7F A	GY1	①		RH - 900x350x19.0x32.0	SN490	16200	77.1	210.1	5	230.0	2700	2700	OK
		②	L	RH - 900x350x19.0x32.0	SN490	16200	2489	4275.9	1.1	3751.1	1640	2700	
			R	RH - 900x350x19.0x32.0	SN490			4275.9	1.1	3751.1	1640	2700	
5 8F A	GY1	①		RH - 900x350x19.0x32.0	SN490	16200	77.1	210.1	5	230.0	2700	2700	OK
		②	L	RH - 900x350x19.0x32.0	SN490	16200	2489	4275.9	1.1	3751.1	1640	2700	
			R	RH - 900x350x19.0x32.0	SN490			4275.9	1.1	3751.1	1640	2700	
5 9F A	GY1	①		RH - 900x350x19.0x32.0	SN490	16200	77.1	210.1	5	230.0	2700	2700	OK
		②	L	RH - 900x350x19.0x32.0	SN490	16200	2489	4275.9	1.1	3751.1	1640	2700	
			R	RH - 900x350x19.0x32.0	SN490			4275.9	1.1	3751.1	1640	2700	
5 10F A	GY1	①		RH - 900x350x19.0x32.0	SN490	16200	77.1	210.1	5	230.0	2700	2700	OK
		②	L	RH - 900x350x19.0x32.0	SN490	16200	2489	4275.9	1.1	3751.1	1640	2700	
			R	RH - 900x350x19.0x32.0	SN490			4275.9	1.1	3751.1	1640	2700	
5 11F A	GY1	①		RH - 900x350x19.0x32.0	SN490	16200	77.1	210.1	5	230.0	2700	2700	OK
		②	L	RH - 900x350x19.0x32.0	SN490	16200	2489	4275.9	1.1	3751.1	1640	2700	
			R	RH - 900x350x19.0x32.0	SN490			4275.9	1.1	3751.1	1640	2700	
5 12F A	GY1	①		RH - 900x350x19.0x25.0	SN490	16200	72.7	222.9	5	230.0	2700	2700	OK
		②	L	RH - 900x350x19.0x25.0	SN490	16200	1944	3641.7	1.1	3157.7	1715	2700	
			R	RH - 900x350x19.0x25.0	SN490			3641.7	1.1	3157.7	1715	2700	
5 13F A	GY1	①		RH - 900x350x19.0x25.0	SN490	16200	72.7	222.9	5	230.0	2700	2700	OK
		②	L	RH - 900x350x19.0x25.0	SN490	16200	1944	3641.7	1.1	3157.7	1715	2700	
			R	RH - 900x350x19.0x25.0	SN490			3641.7	1.1	3157.7	1715	2700	
5 14F A	GY1	①		RH - 900x350x19.0x25.0	SN490	16200	72.7	222.9	5	230.0	2700	2700	OK
		②	L	RH - 900x350x19.0x25.0	SN490	16200	1944	3641.7	1.1	3157.7	1715	2700	
			R	RH - 900x350x19.0x25.0	SN490			3641.7	1.1	3157.7	1715	2700	
5 2F B	GY3	①		RH - 900x350x19.0x25.0	SN490	7200	72.7	99.1	2	170.0	2400	2400	OK
		②	L	RH - 900x350x19.0x25.0	SN490	7200	1944	3641.7	1.1	3157.7	762	2400	
			R	RH - 900x350x19.0x25.0	SN490			3641.7	1.1	3157.7	762	2400	
5 3F B	GY3	①		RH - 900x350x19.0x25.0	SN490	7200	72.7	99.1	2	170.0	2400	2400	OK
		②	L	RH - 900x350x19.0x25.0	SN490	7200	1944	3641.7	1.1	3157.7	762	2400	
			R	RH - 900x350x19.0x25.0	SN490			3641.7	1.1	3157.7	762	2400	
5 4F B	GY3	①		RH - 900x350x19.0x25.0	SN490	7200	72.7	99.1	2	170.0	2400	2400	OK
		②	L	RH - 900x350x19.0x25.0	SN490	7200	1944	3641.7	1.1	3157.7	762	2400	
			R	RH - 900x350x19.0x25.0	SN490			3641.7	1.1	3157.7	762	2400	
5 5F B	GY3	①		RH - 900x350x19.0x25.0	SN490	7200	72.7	99.1	2	170.0	2400	2400	OK
		②	L	RH - 900x350x19.0x25.0	SN490	7200	1944	3641.7	1.1	3157.7	762	2400	
			R	RH - 900x350x19.0x25.0	SN490			3641.7	1.1	3157.7	762	2400	
5 6F B	GY3	①		RH - 700x300x13.0x24.0	SN490	7200	68.3	105.3	2	170.0	2400	2400	OK
		②	L	RH - 700x300x13.0x24.0	SN490	7200	2057	2060.0	1.1	1833.8	687	2400	
			R	RH - 700x300x13.0x24.0	SN490			2060.0	1.1	1833.8	687	2400	
5 7F B	GY3	①		RH - 700x300x13.0x24.0	SN490	7200	68.3	105.3	2	170.0	2400	2400	OK
		②	L	RH - 700x300x13.0x24.0	SN490	7200	2057	2060.0	1.1	1833.8	687	2400	
			R	RH - 700x300x13.0x24.0	SN490			2060.0	1.1	1833.8	687	2400	
5 8F B	GY3	①		RH - 700x300x13.0x24.0	SN490	7200	68.3	105.3	2	170.0	2400	2400	OK
		②	L	RH - 700x300x13.0x24.0	SN490	7200	2057	2060.0	1.1	1833.8	687	2400	
			R	RH - 700x300x13.0x24.0	SN490			2060.0	1.1	1833.8	687	2400	
5 9F B	GY3	①		RH - 588x300x12.0x20.0	SN490	7200	69.4	103.8	2	170.0	2400	2400	OK
		②	L	RH - 588x300x12.0x20.0	SN490	7200	2041	1413.2	1.1	1264.1	673	2400	
			R	RH - 588x300x12.0x20.0	SN490			1413.2	1.1	1264.1	673	2400	
5 10F B	GY3	①		RH - 588x300x12.0x20.0	SN490	7200	69.4	103.8	2	170.0	2400	2400	OK
		②	L	RH - 588x300x12.0x20.0	SN490	7200	2041	1413.2	1.1	1264.1	673	2400	
			R	RH - 588x300x12.0x20.0	SN490			1413.2	1.1	1264.1	673	2400	
5 11F B	GY3	①		RH - 588x300x12.0x20.0	SN490	7200	69.4	103.8	2	170.0	2400	2400	OK
		②	L	RH - 588x300x12.0x20.0	SN490	7200	2041	1413.2	1.1	1264.1	673	2400	
			R	RH - 588x300x12.0x20.0	SN490			1413.2	1.1	1264.1	673	2400	
5 12F B	GY3	①		RH - 588x300x12.0x20.0	SN490	7200	69.4	103.8	2	170.0	2400	2400	OK
		②	L	RH - 588x300x12.0x20.0	SN490	7200	2041	1413.2	1.1	1264.1	673	2400	
			R	RH - 588x300x12.0x20.0	SN490			1413.2	1.1	1264.1	673	2400	
5 13F B	GY3	①		RH - 588x300x12.0x20.0	SN490	7200	69.4	103.8	2	170.0	2400	2400	OK
		②	L	RH - 588x300x12.0x20.0	SN490	7200	2041	1413.2	1.1	1264.1	673	2400	
			R	RH - 588x300x12.0x20.0	SN490			1413.2	1.1	1264.1	673	2400	
5 14F B	GY3	①		RH - 588x300x12.0x20.0	SN490	7200	69.4	103.8	2	170.0	2400	2400	OK
		②	L	RH - 588x300x12.0x20.0	SN490	7200	2041	1413.2	1.1	1264.1	673	2400	
			R	RH - 588x300x12.0x20.0	SN490			1413.2	1.1	1264.1	673	2400	
6 2F A	GY2	①		RH - 900x350x19.0x25.0	SN490	16200	72.7	222.9	5	230.0	2700	2700	OK
		②	L	RH - 900x350x19.0x25.0	SN490	16200	1944	3641.7	1.1	3157.7	1715	2700	
			R	RH - 900x350x19.0x25.0	SN490			3641.7	1.1	3157.7	1715	2700	

フレーム名 層名 軸名	はり符号	分類		断面寸法	鋼材種別	L	iy lbmax	λy Mp1 Mp2	n α1 α2	λ My1 My2	間隔1 l1 l2	間隔2 lb1 lb2	判定
6 3F A	GY2	①		RH - 900x350x19.0x25.0	SN490	16200	72.7	222.9	5	230.0	2700	2700	OK
		②	L	RH - 900x350x19.0x25.0	SN490	16200	1944	3641.7	1.1	3157.7	1715	2700	
			R	RH - 900x350x19.0x25.0	SN490			3641.7	1.1	3157.7	1715	2700	
6 4F A	GY2	①		RH - 900x350x19.0x25.0	SN490	16200	72.7	222.9	5	230.0	2700	2700	OK
		②	L	RH - 900x350x19.0x25.0	SN490	16200	1944	3641.7	1.1	3157.7	1715	2700	
			R	RH - 900x350x19.0x25.0	SN490			3641.7	1.1	3157.7	1715	2700	
6 5F A	GY2	①		RH - 900x350x19.0x25.0	SN490	16200	72.7	222.9	5	230.0	2700	2700	OK
		②	L	RH - 900x350x19.0x25.0	SN490	16200	1944	3641.7	1.1	3157.7	1715	2700	
			R	RH - 900x350x19.0x25.0	SN490			3641.7	1.1	3157.7	1715	2700	
6 6F A	GY2	①		RH - 900x350x19.0x25.0	SN490	16200	72.7	222.9	5	230.0	2700	2700	OK
		②	L	RH - 900x350x19.0x25.0	SN490	16200	1944	3641.7	1.1	3157.7	1715	2700	
			R	RH - 900x350x19.0x25.0	SN490			3641.7	1.1	3157.7	1715	2700	
6 7F A	GY2	①		RH - 900x350x19.0x25.0	SN490	16200	72.7	222.9	5	230.0	2700	2700	OK
		②	L	RH - 900x350x19.0x25.0	SN490	16200	1944	3641.7	1.1	3157.7	1715	2700	
			R	RH - 900x350x19.0x25.0	SN490			3641.7	1.1	3157.7	1715	2700	
6 8F A	GY2	①		RH - 900x350x19.0x25.0	SN490	16200	72.7	222.9	5	230.0	2700	2700	OK
		②	L	RH - 900x350x19.0x25.0	SN490	16200	1944	3641.7	1.1	3157.7	1715	2700	
			R	RH - 900x350x19.0x25.0	SN490			3641.7	1.1	3157.7	1715	2700	
6 9F A	GY2	①		RH - 900x350x19.0x25.0	SN490	16200	72.7	222.9	5	230.0	2700	2700	OK
		②	L	RH - 900x350x19.0x25.0	SN490	16200	1944	3641.7	1.1	3157.7	1715	2700	
			R	RH - 900x350x19.0x25.0	SN490			3641.7	1.1	3157.7	1715	2700	
6 10F A	GY2	①		RH - 900x350x19.0x25.0	SN490	16200	72.7	222.9	5	230.0	2700	2700	OK
		②	L	RH - 900x350x19.0x25.0	SN490	16200	1944	3641.7	1.1	3157.7	1715	2700	
			R	RH - 900x350x19.0x25.0	SN490			3641.7	1.1	3157.7	1715	2700	
6 11F A	GY2	①		RH - 900x350x19.0x25.0	SN490	16200	72.7	222.9	5	230.0	2700	2700	OK
		②	L	RH - 900x350x19.0x25.0	SN490	16200	1944	3641.7	1.1	3157.7	1715	2700	
			R	RH - 900x350x19.0x25.0	SN490			3641.7	1.1	3157.7	1715	2700	
6 12F A	GY2	①		RH - 900x350x19.0x25.0	SN490	16200	72.7	222.9	5	230.0	2700	2700	OK
		②	L	RH - 900x350x19.0x25.0	SN490	16200	1944	3641.7	1.1	3157.7	1715	2700	
			R	RH - 900x350x19.0x25.0	SN490			3641.7	1.1	3157.7	1715	2700	
6 13F A	GY2	①		RH - 900x350x19.0x25.0	SN490	16200	72.7	222.9	5	230.0	2700	2700	OK
		②	L	RH - 900x350x19.0x25.0	SN490	16200	1944	3641.7	1.1	3157.7	1715	2700	
			R	RH - 900x350x19.0x25.0	SN490			3641.7	1.1	3157.7	1715	2700	
6 14F A	GY2	①		RH - 900x350x19.0x25.0	SN490	16200	72.7	222.9	5	230.0	2700	2700	OK
		②	L	RH - 900x350x19.0x25.0	SN490	16200	1944	3641.7	1.1	3157.7	1715	2700	
			R	RH - 900x350x19.0x25.0	SN490			3641.7	1.1	3157.7	1715	2700	
6 2F B	GY4	①		RH - 588x300x12.0x20.0	SN490	7200	69.4	103.8	1	150.0	4800	2400	OK
		②	L	RH - 588x300x12.0x20.0	SN490	7200	2041	1413.2	1.1	1264.1	673	2400	
			R	RH - 588x300x12.0x20.0	SN490			1413.2	1.1	1264.1	673	4800	
6 3F B	GY4	①		RH - 588x300x12.0x20.0	SN490	7200	69.4	103.8	1	150.0	4800	2400	OK
		②	L	RH - 588x300x12.0x20.0	SN490	7200	2041	1413.2	1.1	1264.1	673	2400	
			R	RH - 588x300x12.0x20.0	SN490			1413.2	1.1	1264.1	673	4800	
6 4F B	GY4	①		RH - 588x300x12.0x20.0	SN490	7200	69.4	103.8	1	150.0	4800	2400	OK
		②	L	RH - 588x300x12.0x20.0	SN490	7200	2041	1413.2	1.1	1264.1	673	2400	
			R	RH - 588x300x12.0x20.0	SN490			1413.2	1.1	1264.1	673	4800	
6 5F B	GY4	①		RH - 588x300x12.0x20.0	SN490	7200	69.4	103.8	1	150.0	4800	2400	OK
		②	L	RH - 588x300x12.0x20.0	SN490	7200	2041	1413.2	1.1	1264.1	673	2400	
			R	RH - 588x300x12.0x20.0	SN490			1413.2	1.1	1264.1	673	4800	
6 6F B	GY4	①		RH - 588x300x12.0x20.0	SN490	7200	69.4	103.8	1	150.0	4800	2400	OK
		②	L	RH - 588x300x12.0x20.0	SN490	7200	2041	1413.2	1.1	1264.1	673	2400	
			R	RH - 588x300x12.0x20.0	SN490			1413.2	1.1	1264.1	673	4800	
6 7F B	GY4	①		RH - 588x300x12.0x20.0	SN490	7200	69.4	103.8	1	150.0	4800	2400	OK
		②	L	RH - 588x300x12.0x20.0	SN490	7200	2041	1413.2	1.1	1264.1	673	2400	
			R	RH - 588x300x12.0x20.0	SN490			1413.2	1.1	1264.1	673	4800	
6 8F B	GY4	①		RH - 588x300x12.0x20.0	SN490	7200	69.4	103.8	1	150.0	4800	2400	OK
		②	L	RH - 588x300x12.0x20.0	SN490	7200	2041	1413.2	1.1	1264.1	673	2400	
			R	RH - 588x300x12.0x20.0	SN490			1413.2	1.1	1264.1	673	4800	
6 9F B	GY4	①		RH - 588x300x12.0x20.0	SN490	7200	69.4	103.8	1	150.0	4800	2400	OK
		②	L	RH - 588x300x12.0x20.0	SN490	7200	2041	1413.2	1.1	1264.1	673	2400	
			R	RH - 588x300x12.0x20.0	SN490			1413.2	1.1	1264.1	673	4800	
6 10F B	GY4	①		RH - 588x300x12.0x20.0	SN490	7200	69.4	103.8	1	150.0	4800	2400	OK
		②	L	RH - 588x300x12.0x20.0	SN490	7200	2041	1413.2	1.1	1264.1	673	2400	
			R	RH - 588x300x12.0x20.0	SN490			1413.2	1.1	1264.1	673	4800	
6 11F B	GY4	①		RH - 588x300x12.0x20.0	SN490	7200	69.4	103.8	1	150.0	4800	2400	OK
		②	L	RH - 588x300x12.0x20.0	SN490	7200	2041	1413.2	1.1	1264.1	673	2400	
			R	RH - 588x300x12.0x20.0	SN490			1413.2	1.1	1264.1	673	4800	
6 12F B	GY4	①		RH - 588x300x12.0x20.0	SN490	7200	69.4	103.8	1	150.0	4800	2400	OK
		②	L	RH - 588x300x12.0x20.0	SN490	7200	2041	1413.2	1.1	1264.1	673	2400	
			R	RH - 588x300x12.0x20.0	SN490			1413.2	1.1	1264.1	673	4800	

フレーム名 層名 軸名	はり符号	分類		断面寸法	鋼材種別	L	iy lbmax	λy Mp1 Mp2	n α1 α2	λ My1 My2	間隔1 l1 lb2	間隔2 lb1 lb2	判定
6 13F B	GY4	①		RH - 588x300x12.0x20.0	SN490	7200	69.4	103.8	1	150.0	4800	2400	OK
		②	L	RH - 588x300x12.0x20.0	SN490	7200	2041	1413.2	1.1	1264.1	673	2400	
			R	RH - 588x300x12.0x20.0	SN490			1413.2	1.1	1264.1	673	4800	
6 14F B	GY4	①		RH - 588x300x12.0x20.0	SN490	7200	69.4	103.8	2	170.0	2400	2400	OK
		②	L	RH - 588x300x12.0x20.0	SN490	7200	2041	1413.2	1.1	1264.1	673	2400	
			R	RH - 588x300x12.0x20.0	SN490			1413.2	1.1	1264.1	673	2400	

U-5.4　ランク別のＤs算定時負担せん断力

U-5.4.1 部材種別図

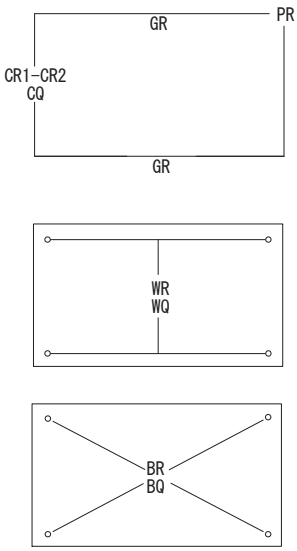

GR　　：はりの種別
CR1-CR2：柱の種別
　　CR1：個材のランク、
　　CR2：柱とそれに接着するはりの種別を考慮した柱の種別
WR　　：壁の種別
BR　　：ブレースの種別
PR　　：柱はり接合部の種別

CQ　　：柱のせん断力　　(kN)
WQ　　：壁のせん断力　　(kN)
BQ　　：ブレースのせん断力　(kN)



Aフレーム　＜Ｘ方向 正加力＞ (S=1/241)



Bフレーム　＜X方向 正加力＞ (S=1/241)



Cフレーム　＜Ｘ方向 正加力＞ (S=1/241)



Aフレーム　＜Ｘ方向 負加力＞ (S=1/241)



Bフレーム　＜Ｘ方向 負加力＞ (S=1/241)



Cフレーム　＜Ｘ方向 負加力＞ (S=1/241)



1フレーム　＜Ｙ方向 正加力＞（S=1/241）



2フレーム　＜Ｙ方向 正加力＞（S=1/241）



3フレーム　＜Ｙ方向 正加力＞（S=1/241）



4フレーム　＜Ｙ方向 正加力＞（S=1/241）



5フレーム　＜Ｙ方向 正加力＞（S=1/241）



6フレーム　＜Ｙ方向 正加力＞ (S=1/241)



1フレーム　＜Ｙ方向 負加力＞ (S=1/241)



2フレーム　＜Ｙ方向 負加力＞（S=1/241）



3フレーム　＜Ｙ方向 負加力＞ (S=1/241)



4フレーム　＜Ｙ方向 負加力＞（S=1/241）

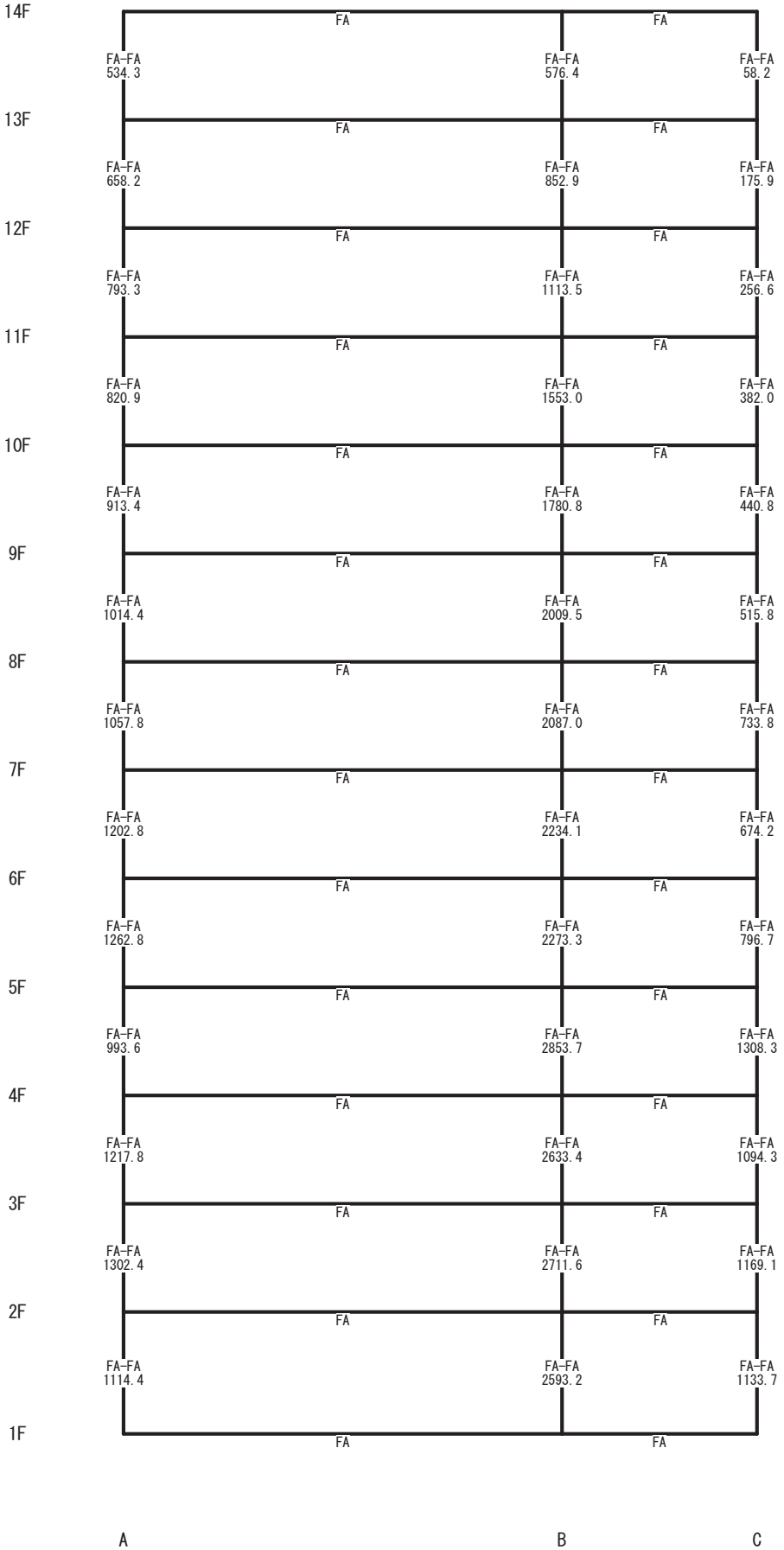

5フレーム　＜Ｙ方向 負加力＞（S=1/241）



6フレーム　＜Ｙ方向 負加力＞ (S=1/241)

U-5.4.3 ランク別のＤs算定時負担せん断力のまとめ

Ｘ方向正加力時

階名	ﾌﾚｰﾑ名	フレーム				壁			
		FA	FB	FC	FD	WA	WB	WC	WD
13F	A	2036.03	0.00	0.00	0.00	0.00	0.00	0.00	0.00
	B	2333.40	0.00	0.00	0.00	0.00	0.00	0.00	0.00
	C	1307.31	0.00	0.00	0.00	0.00	0.00	0.00	0.00
	1	0.00	0.00	0.00	0.00	0.00	0.00	0.00	0.00
	2	0.00	0.00	0.00	0.00	0.00	0.00	0.00	0.00
	3	0.00	0.00	0.00	0.00	0.00	0.00	0.00	0.00
	4	0.00	0.00	0.00	0.00	0.00	0.00	0.00	0.00
	5	0.00	0.00	0.00	0.00	0.00	0.00	0.00	0.00
	6	0.00	0.00	0.00	0.00	0.00	0.00	0.00	0.00
	合計	5676.74	0.00	0.00	0.00	0.00	0.00	0.00	0.00
12F	A	3230.38	0.00	0.00	0.00	0.00	0.00	0.00	0.00
	B	3609.04	0.00	0.00	0.00	0.00	0.00	0.00	0.00
	C	1536.50	0.00	0.00	0.00	0.00	0.00	0.00	0.00
	1	0.00	0.00	0.00	0.00	0.00	0.00	0.00	0.00
	2	0.00	0.00	0.00	0.00	0.00	0.00	0.00	0.00
	3	0.00	0.00	0.00	0.00	0.00	0.00	0.00	0.00
	4	0.00	0.00	0.00	0.00	0.00	0.00	0.00	0.00
	5	0.00	0.00	0.00	0.00	0.00	0.00	0.00	0.00
	6	0.00	0.00	0.00	0.00	0.00	0.00	0.00	0.00
	合計	8375.92	0.00	0.00	0.00	0.00	0.00	0.00	0.00
11F	A	4141.14	0.00	0.00	0.00	0.00	0.00	0.00	0.00
	B	4605.94	0.00	0.00	0.00	0.00	0.00	0.00	0.00
	C	1927.05	0.00	0.00	0.00	0.00	0.00	0.00	0.00
	1	0.00	0.00	0.00	0.00	0.00	0.00	0.00	0.00
	2	0.00	0.00	0.00	0.00	0.00	0.00	0.00	0.00
	3	0.00	0.00	0.00	0.00	0.00	0.00	0.00	0.00
	4	0.00	0.00	0.00	0.00	0.00	0.00	0.00	0.00
	5	0.00	0.00	0.00	0.00	0.00	0.00	0.00	0.00
	6	0.00	0.00	0.00	0.00	0.00	0.00	0.00	0.00
	合計	10674.13	0.00	0.00	0.00	0.00	0.00	0.00	0.00
10F	A	4909.70	0.00	0.00	0.00	0.00	0.00	0.00	0.00
	B	5459.82	0.00	0.00	0.00	0.00	0.00	0.00	0.00
	C	2339.44	0.00	0.00	0.00	0.00	0.00	0.00	0.00
	1	0.00	0.00	0.00	0.00	0.00	0.00	0.00	0.00
	2	0.00	0.00	0.00	0.00	0.00	0.00	0.00	0.00
	3	0.00	0.00	0.00	0.00	0.00	0.00	0.00	0.00
	4	0.00	0.00	0.00	0.00	0.00	0.00	0.00	0.00
	5	0.00	0.00	0.00	0.00	0.00	0.00	0.00	0.00
	6	0.00	0.00	0.00	0.00	0.00	0.00	0.00	0.00
	合計	12708.97	0.00	0.00	0.00	0.00	0.00	0.00	0.00
9F	A	5822.29	0.00	0.00	0.00	0.00	0.00	0.00	0.00
	B	6133.08	0.00	0.00	0.00	0.00	0.00	0.00	0.00
	C	2551.65	0.00	0.00	0.00	0.00	0.00	0.00	0.00
	1	0.00	0.00	0.00	0.00	0.00	0.00	0.00	0.00
	2	0.00	0.00	0.00	0.00	0.00	0.00	0.00	0.00
	3	0.00	0.00	0.00	0.00	0.00	0.00	0.00	0.00
	4	0.00	0.00	0.00	0.00	0.00	0.00	0.00	0.00
	5	0.00	0.00	0.00	0.00	0.00	0.00	0.00	0.00
	6	0.00	0.00	0.00	0.00	0.00	0.00	0.00	0.00
	合計	14507.02	0.00	0.00	0.00	0.00	0.00	0.00	0.00
8F	A	6835.15	0.00	0.00	0.00	0.00	0.00	0.00	0.00
	B	6907.99	0.00	0.00	0.00	0.00	0.00	0.00	0.00
	C	2352.65	0.00	0.00	0.00	0.00	0.00	0.00	0.00
	1	0.00	0.00	0.00	0.00	0.00	0.00	0.00	0.00
	2	0.00	0.00	0.00	0.00	0.00	0.00	0.00	0.00
	3	0.00	0.00	0.00	0.00	0.00	0.00	0.00	0.00
	4	0.00	0.00	0.00	0.00	0.00	0.00	0.00	0.00
	5	0.00	0.00	0.00	0.00	0.00	0.00	0.00	0.00
	6	0.00	0.00	0.00	0.00	0.00	0.00	0.00	0.00
	合計	16095.79	0.00	0.00	0.00	0.00	0.00	0.00	0.00
7F	A	7409.70	0.00	0.00	0.00	0.00	0.00	0.00	0.00
	B	7413.10	0.00	0.00	0.00	0.00	0.00	0.00	0.00

X方向正加力時

階名	ﾌﾚｰﾑ名	フレーム				壁			
		FA	FB	FC	FD	WA	WB	WC	WD
7F	C	2673.68	0.00	0.00	0.00	0.00	0.00	0.00	0.00
	1	0.00	0.00	0.00	0.00	0.00	0.00	0.00	0.00
	2	0.00	0.00	0.00	0.00	0.00	0.00	0.00	0.00
	3	0.00	0.00	0.00	0.00	0.00	0.00	0.00	0.00
	4	0.00	0.00	0.00	0.00	0.00	0.00	0.00	0.00
	5	0.00	0.00	0.00	0.00	0.00	0.00	0.00	0.00
	6	0.00	0.00	0.00	0.00	0.00	0.00	0.00	0.00
	合計	17496.47	0.00	0.00	0.00	0.00	0.00	0.00	0.00
6F	A	7932.80	0.00	0.00	0.00	0.00	0.00	0.00	0.00
	B	7913.43	0.00	0.00	0.00	0.00	0.00	0.00	0.00
	C	2869.64	0.00	0.00	0.00	0.00	0.00	0.00	0.00
	1	0.00	0.00	0.00	0.00	0.00	0.00	0.00	0.00
	2	0.00	0.00	0.00	0.00	0.00	0.00	0.00	0.00
	3	0.00	0.00	0.00	0.00	0.00	0.00	0.00	0.00
	4	0.00	0.00	0.00	0.00	0.00	0.00	0.00	0.00
	5	0.00	0.00	0.00	0.00	0.00	0.00	0.00	0.00
	6	0.00	0.00	0.00	0.00	0.00	0.00	0.00	0.00
	合計	18715.87	0.00	0.00	0.00	0.00	0.00	0.00	0.00
5F	A	8412.13	0.00	0.00	0.00	0.00	0.00	0.00	0.00
	B	8509.30	0.00	0.00	0.00	0.00	0.00	0.00	0.00
	C	2838.50	0.00	0.00	0.00	0.00	0.00	0.00	0.00
	1	0.00	0.00	0.00	0.00	0.00	0.00	0.00	0.00
	2	0.00	0.00	0.00	0.00	0.00	0.00	0.00	0.00
	3	0.00	0.00	0.00	0.00	0.00	0.00	0.00	0.00
	4	0.00	0.00	0.00	0.00	0.00	0.00	0.00	0.00
	5	0.00	0.00	0.00	0.00	0.00	0.00	0.00	0.00
	6	0.00	0.00	0.00	0.00	0.00	0.00	0.00	0.00
	合計	19759.93	0.00	0.00	0.00	0.00	0.00	0.00	0.00
4F	A	8788.64	0.00	0.00	0.00	0.00	0.00	0.00	0.00
	B	8664.04	0.00	0.00	0.00	0.00	0.00	0.00	0.00
	C	3193.57	0.00	0.00	0.00	0.00	0.00	0.00	0.00
	1	0.00	0.00	0.00	0.00	0.00	0.00	0.00	0.00
	2	0.00	0.00	0.00	0.00	0.00	0.00	0.00	0.00
	3	0.00	0.00	0.00	0.00	0.00	0.00	0.00	0.00
	4	0.00	0.00	0.00	0.00	0.00	0.00	0.00	0.00
	5	0.00	0.00	0.00	0.00	0.00	0.00	0.00	0.00
	6	0.00	0.00	0.00	0.00	0.00	0.00	0.00	0.00
	合計	20646.24	0.00	0.00	0.00	0.00	0.00	0.00	0.00
3F	A	9018.99	0.00	0.00	0.00	0.00	0.00	0.00	0.00
	B	9010.19	0.00	0.00	0.00	0.00	0.00	0.00	0.00
	C	3338.46	0.00	0.00	0.00	0.00	0.00	0.00	0.00
	1	0.00	0.00	0.00	0.00	0.00	0.00	0.00	0.00
	2	0.00	0.00	0.00	0.00	0.00	0.00	0.00	0.00
	3	0.00	0.00	0.00	0.00	0.00	0.00	0.00	0.00
	4	0.00	0.00	0.00	0.00	0.00	0.00	0.00	0.00
	5	0.00	0.00	0.00	0.00	0.00	0.00	0.00	0.00
	6	0.00	0.00	0.00	0.00	0.00	0.00	0.00	0.00
	合計	21367.65	0.00	0.00	0.00	0.00	0.00	0.00	0.00
2F	A	9313.62	0.00	0.00	0.00	0.00	0.00	0.00	0.00
	B	9502.47	0.00	0.00	0.00	0.00	0.00	0.00	0.00
	C	3103.72	0.00	0.00	0.00	0.00	0.00	0.00	0.00
	1	0.00	0.00	0.00	0.00	0.00	0.00	0.00	0.00
	2	0.00	0.00	0.00	0.00	0.00	0.00	0.00	0.00
	3	0.00	0.00	0.00	0.00	0.00	0.00	0.00	0.00
	4	0.00	0.00	0.00	0.00	0.00	0.00	0.00	0.00
	5	0.00	0.00	0.00	0.00	0.00	0.00	0.00	0.00
	6	0.00	0.00	0.00	0.00	0.00	0.00	0.00	0.00
	合計	21919.80	0.00	0.00	0.00	0.00	0.00	0.00	0.00
1F	A	8833.44	0.00	0.00	0.00	0.00	0.00	0.00	0.00
	B	8494.40	0.00	0.00	0.00	0.00	0.00	0.00	0.00
	C	4978.84	0.00	0.00	0.00	0.00	0.00	0.00	0.00
	1	0.00	0.00	0.00	0.00	0.00	0.00	0.00	0.00
	2	0.00	0.00	0.00	0.00	0.00	0.00	0.00	0.00
	3	0.00	0.00	0.00	0.00	0.00	0.00	0.00	0.00

X方向正加力時

階名	ﾌﾚｰﾑ名	フレーム				壁			
		FA	FB	FC	FD	WA	WB	WC	WD
1F	4	0.00	0.00	0.00	0.00	0.00	0.00	0.00	0.00
	5	0.00	0.00	0.00	0.00	0.00	0.00	0.00	0.00
	6	0.00	0.00	0.00	0.00	0.00	0.00	0.00	0.00
	合計	22306.68	0.00	0.00	0.00	0.00	0.00	0.00	0.00

X方向負加力時

階名	ﾌﾚｰﾑ名	フレーム				壁			
		FA	FB	FC	FD	WA	WB	WC	WD
13F	A	2033.89	0.00	0.00	0.00	0.00	0.00	0.00	0.00
	B	2345.16	0.00	0.00	0.00	0.00	0.00	0.00	0.00
	C	1299.60	0.00	0.00	0.00	0.00	0.00	0.00	0.00
	1	0.00	0.00	0.00	0.00	0.00	0.00	0.00	0.00
	2	0.00	0.00	0.00	0.00	0.00	0.00	0.00	0.00
	3	0.00	0.00	0.00	0.00	0.00	0.00	0.00	0.00
	4	0.00	0.00	0.00	0.00	0.00	0.00	0.00	0.00
	5	0.00	0.00	0.00	0.00	0.00	0.00	0.00	0.00
	6	0.00	0.00	0.00	0.00	0.00	0.00	0.00	0.00
	合計	5678.64	0.00	0.00	0.00	0.00	0.00	0.00	0.00
12F	A	3216.43	0.00	0.00	0.00	0.00	0.00	0.00	0.00
	B	3634.61	0.00	0.00	0.00	0.00	0.00	0.00	0.00
	C	1527.69	0.00	0.00	0.00	0.00	0.00	0.00	0.00
	1	0.00	0.00	0.00	0.00	0.00	0.00	0.00	0.00
	2	0.00	0.00	0.00	0.00	0.00	0.00	0.00	0.00
	3	0.00	0.00	0.00	0.00	0.00	0.00	0.00	0.00
	4	0.00	0.00	0.00	0.00	0.00	0.00	0.00	0.00
	5	0.00	0.00	0.00	0.00	0.00	0.00	0.00	0.00
	6	0.00	0.00	0.00	0.00	0.00	0.00	0.00	0.00
	合計	8378.73	0.00	0.00	0.00	0.00	0.00	0.00	0.00
11F	A	4131.76	0.00	0.00	0.00	0.00	0.00	0.00	0.00
	B	4632.28	0.00	0.00	0.00	0.00	0.00	0.00	0.00
	C	1913.66	0.00	0.00	0.00	0.00	0.00	0.00	0.00
	1	0.00	0.00	0.00	0.00	0.00	0.00	0.00	0.00
	2	0.00	0.00	0.00	0.00	0.00	0.00	0.00	0.00
	3	0.00	0.00	0.00	0.00	0.00	0.00	0.00	0.00
	4	0.00	0.00	0.00	0.00	0.00	0.00	0.00	0.00
	5	0.00	0.00	0.00	0.00	0.00	0.00	0.00	0.00
	6	0.00	0.00	0.00	0.00	0.00	0.00	0.00	0.00
	合計	10677.70	0.00	0.00	0.00	0.00	0.00	0.00	0.00
10F	A	4896.56	0.00	0.00	0.00	0.00	0.00	0.00	0.00
	B	5491.88	0.00	0.00	0.00	0.00	0.00	0.00	0.00
	C	2324.78	0.00	0.00	0.00	0.00	0.00	0.00	0.00
	1	0.00	0.00	0.00	0.00	0.00	0.00	0.00	0.00
	2	0.00	0.00	0.00	0.00	0.00	0.00	0.00	0.00
	3	0.00	0.00	0.00	0.00	0.00	0.00	0.00	0.00
	4	0.00	0.00	0.00	0.00	0.00	0.00	0.00	0.00
	5	0.00	0.00	0.00	0.00	0.00	0.00	0.00	0.00
	6	0.00	0.00	0.00	0.00	0.00	0.00	0.00	0.00
	合計	12713.22	0.00	0.00	0.00	0.00	0.00	0.00	0.00
9F	A	5811.91	0.00	0.00	0.00	0.00	0.00	0.00	0.00
	B	6142.82	0.00	0.00	0.00	0.00	0.00	0.00	0.00
	C	2557.15	0.00	0.00	0.00	0.00	0.00	0.00	0.00
	1	0.00	0.00	0.00	0.00	0.00	0.00	0.00	0.00
	2	0.00	0.00	0.00	0.00	0.00	0.00	0.00	0.00
	3	0.00	0.00	0.00	0.00	0.00	0.00	0.00	0.00
	4	0.00	0.00	0.00	0.00	0.00	0.00	0.00	0.00
	5	0.00	0.00	0.00	0.00	0.00	0.00	0.00	0.00
	6	0.00	0.00	0.00	0.00	0.00	0.00	0.00	0.00
	合計	14511.87	0.00	0.00	0.00	0.00	0.00	0.00	0.00
8F	A	6828.06	0.00	0.00	0.00	0.00	0.00	0.00	0.00
	B	6913.18	0.00	0.00	0.00	0.00	0.00	0.00	0.00
	C	2359.94	0.00	0.00	0.00	0.00	0.00	0.00	0.00
	1	0.00	0.00	0.00	0.00	0.00	0.00	0.00	0.00
	2	0.00	0.00	0.00	0.00	0.00	0.00	0.00	0.00
	3	0.00	0.00	0.00	0.00	0.00	0.00	0.00	0.00

X方向負加力時

階名	ﾌﾚｰﾑ名	フレーム				壁			
		FA	FB	FC	FD	WA	WB	WC	WD
8F	4	0.00	0.00	0.00	0.00	0.00	0.00	0.00	0.00
	5	0.00	0.00	0.00	0.00	0.00	0.00	0.00	0.00
	6	0.00	0.00	0.00	0.00	0.00	0.00	0.00	0.00
	合計	16101.18	0.00	0.00	0.00	0.00	0.00	0.00	0.00
7F	A	7400.52	0.00	0.00	0.00	0.00	0.00	0.00	0.00
	B	7421.84	0.00	0.00	0.00	0.00	0.00	0.00	0.00
	C	2679.99	0.00	0.00	0.00	0.00	0.00	0.00	0.00
	1	0.00	0.00	0.00	0.00	0.00	0.00	0.00	0.00
	2	0.00	0.00	0.00	0.00	0.00	0.00	0.00	0.00
	3	0.00	0.00	0.00	0.00	0.00	0.00	0.00	0.00
	4	0.00	0.00	0.00	0.00	0.00	0.00	0.00	0.00
	5	0.00	0.00	0.00	0.00	0.00	0.00	0.00	0.00
	6	0.00	0.00	0.00	0.00	0.00	0.00	0.00	0.00
	合計	17502.36	0.00	0.00	0.00	0.00	0.00	0.00	0.00
6F	A	7924.06	0.00	0.00	0.00	0.00	0.00	0.00	0.00
	B	7922.31	0.00	0.00	0.00	0.00	0.00	0.00	0.00
	C	2875.62	0.00	0.00	0.00	0.00	0.00	0.00	0.00
	1	0.00	0.00	0.00	0.00	0.00	0.00	0.00	0.00
	2	0.00	0.00	0.00	0.00	0.00	0.00	0.00	0.00
	3	0.00	0.00	0.00	0.00	0.00	0.00	0.00	0.00
	4	0.00	0.00	0.00	0.00	0.00	0.00	0.00	0.00
	5	0.00	0.00	0.00	0.00	0.00	0.00	0.00	0.00
	6	0.00	0.00	0.00	0.00	0.00	0.00	0.00	0.00
	合計	18721.99	0.00	0.00	0.00	0.00	0.00	0.00	0.00
5F	A	8403.62	0.00	0.00	0.00	0.00	0.00	0.00	0.00
	B	8509.49	0.00	0.00	0.00	0.00	0.00	0.00	0.00
	C	2853.44	0.00	0.00	0.00	0.00	0.00	0.00	0.00
	1	0.00	0.00	0.00	0.00	0.00	0.00	0.00	0.00
	2	0.00	0.00	0.00	0.00	0.00	0.00	0.00	0.00
	3	0.00	0.00	0.00	0.00	0.00	0.00	0.00	0.00
	4	0.00	0.00	0.00	0.00	0.00	0.00	0.00	0.00
	5	0.00	0.00	0.00	0.00	0.00	0.00	0.00	0.00
	6	0.00	0.00	0.00	0.00	0.00	0.00	0.00	0.00
	合計	19766.55	0.00	0.00	0.00	0.00	0.00	0.00	0.00
4F	A	8778.35	0.00	0.00	0.00	0.00	0.00	0.00	0.00
	B	8674.45	0.00	0.00	0.00	0.00	0.00	0.00	0.00
	C	3200.36	0.00	0.00	0.00	0.00	0.00	0.00	0.00
	1	0.00	0.00	0.00	0.00	0.00	0.00	0.00	0.00
	2	0.00	0.00	0.00	0.00	0.00	0.00	0.00	0.00
	3	0.00	0.00	0.00	0.00	0.00	0.00	0.00	0.00
	4	0.00	0.00	0.00	0.00	0.00	0.00	0.00	0.00
	5	0.00	0.00	0.00	0.00	0.00	0.00	0.00	0.00
	6	0.00	0.00	0.00	0.00	0.00	0.00	0.00	0.00
	合計	20653.17	0.00	0.00	0.00	0.00	0.00	0.00	0.00
3F	A	9011.09	0.00	0.00	0.00	0.00	0.00	0.00	0.00
	B	9017.54	0.00	0.00	0.00	0.00	0.00	0.00	0.00
	C	3346.19	0.00	0.00	0.00	0.00	0.00	0.00	0.00
	1	0.00	0.00	0.00	0.00	0.00	0.00	0.00	0.00
	2	0.00	0.00	0.00	0.00	0.00	0.00	0.00	0.00
	3	0.00	0.00	0.00	0.00	0.00	0.00	0.00	0.00
	4	0.00	0.00	0.00	0.00	0.00	0.00	0.00	0.00
	5	0.00	0.00	0.00	0.00	0.00	0.00	0.00	0.00
	6	0.00	0.00	0.00	0.00	0.00	0.00	0.00	0.00
	合計	21374.81	0.00	0.00	0.00	0.00	0.00	0.00	0.00
2F	A	9316.27	0.00	0.00	0.00	0.00	0.00	0.00	0.00
	B	9501.42	0.00	0.00	0.00	0.00	0.00	0.00	0.00
	C	3109.46	0.00	0.00	0.00	0.00	0.00	0.00	0.00
	1	0.00	0.00	0.00	0.00	0.00	0.00	0.00	0.00
	2	0.00	0.00	0.00	0.00	0.00	0.00	0.00	0.00
	3	0.00	0.00	0.00	0.00	0.00	0.00	0.00	0.00
	4	0.00	0.00	0.00	0.00	0.00	0.00	0.00	0.00
	5	0.00	0.00	0.00	0.00	0.00	0.00	0.00	0.00
	6	0.00	0.00	0.00	0.00	0.00	0.00	0.00	0.00
	合計	21927.16	0.00	0.00	0.00	0.00	0.00	0.00	0.00

X方向負加力時

階名	ﾌﾚｰﾑ名	フレーム				壁			
		FA	FB	FC	FD	WA	WB	WC	WD
1F	A	8814.76	0.00	0.00	0.00	0.00	0.00	0.00	0.00
	B	8506.62	0.00	0.00	0.00	0.00	0.00	0.00	0.00
	C	4992.78	0.00	0.00	0.00	0.00	0.00	0.00	0.00
	1	0.00	0.00	0.00	0.00	0.00	0.00	0.00	0.00
	2	0.00	0.00	0.00	0.00	0.00	0.00	0.00	0.00
	3	0.00	0.00	0.00	0.00	0.00	0.00	0.00	0.00
	4	0.00	0.00	0.00	0.00	0.00	0.00	0.00	0.00
	5	0.00	0.00	0.00	0.00	0.00	0.00	0.00	0.00
	6	0.00	0.00	0.00	0.00	0.00	0.00	0.00	0.00
	合計	22314.17	0.00	0.00	0.00	0.00	0.00	0.00	0.00

Y方向正加力時

階名	ﾌﾚｰﾑ名	フレーム				壁			
		FA	FB	FC	FD	WA	WB	WC	WD
13F	1	1228.55	0.00	0.00	0.00	0.00	0.00	0.00	0.00
	2	1160.93	0.00	0.00	0.00	0.00	0.00	0.00	0.00
	3	1077.04	0.00	0.00	0.00	0.00	0.00	0.00	0.00
	4	1092.76	0.00	0.00	0.00	0.00	0.00	0.00	0.00
	5	1182.92	0.00	0.00	0.00	0.00	0.00	0.00	0.00
	6	1208.17	0.00	0.00	0.00	0.00	0.00	0.00	0.00
	A	0.00	0.00	0.00	0.00	0.00	0.00	0.00	0.00
	B	0.00	0.00	0.00	0.00	0.00	0.00	0.00	0.00
	C	0.00	0.00	0.00	0.00	0.00	0.00	0.00	0.00
	合計	6950.37	0.00	0.00	0.00	0.00	0.00	0.00	0.00
12F	1	1735.59	0.00	0.00	0.00	0.00	0.00	0.00	0.00
	2	1724.54	0.00	0.00	0.00	0.00	0.00	0.00	0.00
	3	1682.73	0.00	0.00	0.00	0.00	0.00	0.00	0.00
	4	1681.01	0.00	0.00	0.00	0.00	0.00	0.00	0.00
	5	1724.69	0.00	0.00	0.00	0.00	0.00	0.00	0.00
	6	1706.58	0.00	0.00	0.00	0.00	0.00	0.00	0.00
	A	0.00	0.00	0.00	0.00	0.00	0.00	0.00	0.00
	B	0.00	0.00	0.00	0.00	0.00	0.00	0.00	0.00
	C	0.00	0.00	0.00	0.00	0.00	0.00	0.00	0.00
	合計	10255.14	0.00	0.00	0.00	0.00	0.00	0.00	0.00
11F	1	2061.76	0.00	0.00	0.00	0.00	0.00	0.00	0.00
	2	2265.29	0.00	0.00	0.00	0.00	0.00	0.00	0.00
	3	2233.27	0.00	0.00	0.00	0.00	0.00	0.00	0.00
	4	2221.26	0.00	0.00	0.00	0.00	0.00	0.00	0.00
	5	2251.63	0.00	0.00	0.00	0.00	0.00	0.00	0.00
	6	2035.76	0.00	0.00	0.00	0.00	0.00	0.00	0.00
	A	0.00	0.00	0.00	0.00	0.00	0.00	0.00	0.00
	B	0.00	0.00	0.00	0.00	0.00	0.00	0.00	0.00
	C	0.00	0.00	0.00	0.00	0.00	0.00	0.00	0.00
	合計	13068.97	0.00	0.00	0.00	0.00	0.00	0.00	0.00
10F	1	2198.43	0.00	0.00	0.00	0.00	0.00	0.00	0.00
	2	2803.35	0.00	0.00	0.00	0.00	0.00	0.00	0.00
	3	2800.29	0.00	0.00	0.00	0.00	0.00	0.00	0.00
	4	2783.29	0.00	0.00	0.00	0.00	0.00	0.00	0.00
	5	2779.77	0.00	0.00	0.00	0.00	0.00	0.00	0.00
	6	2195.21	0.00	0.00	0.00	0.00	0.00	0.00	0.00
	A	0.00	0.00	0.00	0.00	0.00	0.00	0.00	0.00
	B	0.00	0.00	0.00	0.00	0.00	0.00	0.00	0.00
	C	0.00	0.00	0.00	0.00	0.00	0.00	0.00	0.00
	合計	15560.35	0.00	0.00	0.00	0.00	0.00	0.00	0.00
9F	1	2556.21	0.00	0.00	0.00	0.00	0.00	0.00	0.00
	2	3161.62	0.00	0.00	0.00	0.00	0.00	0.00	0.00
	3	3176.93	0.00	0.00	0.00	0.00	0.00	0.00	0.00
	4	3161.43	0.00	0.00	0.00	0.00	0.00	0.00	0.00
	5	3146.75	0.00	0.00	0.00	0.00	0.00	0.00	0.00
	6	2558.87	0.00	0.00	0.00	0.00	0.00	0.00	0.00
	A	0.00	0.00	0.00	0.00	0.00	0.00	0.00	0.00
	B	0.00	0.00	0.00	0.00	0.00	0.00	0.00	0.00
	C	0.00	0.00	0.00	0.00	0.00	0.00	0.00	0.00
	合計	17761.81	0.00	0.00	0.00	0.00	0.00	0.00	0.00

Ｙ方向正加力時

階名	ﾌﾚｰﾑ名	フレーム				壁			
		FA	FB	FC	FD	WA	WB	WC	WD
8F	1	2729.20	0.00	0.00	0.00	0.00	0.00	0.00	0.00
	2	3565.15	0.00	0.00	0.00	0.00	0.00	0.00	0.00
	3	3574.92	0.00	0.00	0.00	0.00	0.00	0.00	0.00
	4	3558.12	0.00	0.00	0.00	0.00	0.00	0.00	0.00
	5	3546.11	0.00	0.00	0.00	0.00	0.00	0.00	0.00
	6	2733.54	0.00	0.00	0.00	0.00	0.00	0.00	0.00
	A	0.00	0.00	0.00	0.00	0.00	0.00	0.00	0.00
	B	0.00	0.00	0.00	0.00	0.00	0.00	0.00	0.00
	C	0.00	0.00	0.00	0.00	0.00	0.00	0.00	0.00
	合計	19707.04	0.00	0.00	0.00	0.00	0.00	0.00	0.00
7F	1	2947.76	0.00	0.00	0.00	0.00	0.00	0.00	0.00
	2	3887.48	0.00	0.00	0.00	0.00	0.00	0.00	0.00
	3	3888.36	0.00	0.00	0.00	0.00	0.00	0.00	0.00
	4	3873.27	0.00	0.00	0.00	0.00	0.00	0.00	0.00
	5	3873.09	0.00	0.00	0.00	0.00	0.00	0.00	0.00
	6	2952.04	0.00	0.00	0.00	0.00	0.00	0.00	0.00
	A	0.00	0.00	0.00	0.00	0.00	0.00	0.00	0.00
	B	0.00	0.00	0.00	0.00	0.00	0.00	0.00	0.00
	C	0.00	0.00	0.00	0.00	0.00	0.00	0.00	0.00
	合計	21422.00	0.00	0.00	0.00	0.00	0.00	0.00	0.00
6F	1	3216.52	0.00	0.00	0.00	0.00	0.00	0.00	0.00
	2	4128.11	0.00	0.00	0.00	0.00	0.00	0.00	0.00
	3	4119.31	0.00	0.00	0.00	0.00	0.00	0.00	0.00
	4	4109.14	0.00	0.00	0.00	0.00	0.00	0.00	0.00
	5	4118.46	0.00	0.00	0.00	0.00	0.00	0.00	0.00
	6	3223.41	0.00	0.00	0.00	0.00	0.00	0.00	0.00
	A	0.00	0.00	0.00	0.00	0.00	0.00	0.00	0.00
	B	0.00	0.00	0.00	0.00	0.00	0.00	0.00	0.00
	C	0.00	0.00	0.00	0.00	0.00	0.00	0.00	0.00
	合計	22914.96	0.00	0.00	0.00	0.00	0.00	0.00	0.00
5F	1	3533.18	0.00	0.00	0.00	0.00	0.00	0.00	0.00
	2	4299.49	0.00	0.00	0.00	0.00	0.00	0.00	0.00
	3	4275.93	0.00	0.00	0.00	0.00	0.00	0.00	0.00
	4	4268.62	0.00	0.00	0.00	0.00	0.00	0.00	0.00
	5	4295.28	0.00	0.00	0.00	0.00	0.00	0.00	0.00
	6	3520.77	0.00	0.00	0.00	0.00	0.00	0.00	0.00
	A	0.00	0.00	0.00	0.00	0.00	0.00	0.00	0.00
	B	0.00	0.00	0.00	0.00	0.00	0.00	0.00	0.00
	C	0.00	0.00	0.00	0.00	0.00	0.00	0.00	0.00
	合計	24193.27	0.00	0.00	0.00	0.00	0.00	0.00	0.00
4F	1	2236.35	0.00	0.00	0.00	0.00	0.00	0.00	0.00
	2	5194.94	0.00	0.00	0.00	0.00	0.00	0.00	0.00
	3	5221.23	0.00	0.00	0.00	0.00	0.00	0.00	0.00
	4	5197.59	0.00	0.00	0.00	0.00	0.00	0.00	0.00
	5	5169.52	0.00	0.00	0.00	0.00	0.00	0.00	0.00
	6	2258.80	0.00	0.00	0.00	0.00	0.00	0.00	0.00
	A	0.00	0.00	0.00	0.00	0.00	0.00	0.00	0.00
	B	0.00	0.00	0.00	0.00	0.00	0.00	0.00	0.00
	C	0.00	0.00	0.00	0.00	0.00	0.00	0.00	0.00
	合計	25278.43	0.00	0.00	0.00	0.00	0.00	0.00	0.00
3F	1	3238.16	0.00	0.00	0.00	0.00	0.00	0.00	0.00
	2	4934.55	0.00	0.00	0.00	0.00	0.00	0.00	0.00
	3	4911.29	0.00	0.00	0.00	0.00	0.00	0.00	0.00
	4	4904.57	0.00	0.00	0.00	0.00	0.00	0.00	0.00
	5	4936.27	0.00	0.00	0.00	0.00	0.00	0.00	0.00
	6	3236.85	0.00	0.00	0.00	0.00	0.00	0.00	0.00
	A	0.00	0.00	0.00	0.00	0.00	0.00	0.00	0.00
	B	0.00	0.00	0.00	0.00	0.00	0.00	0.00	0.00
	C	0.00	0.00	0.00	0.00	0.00	0.00	0.00	0.00
	合計	26161.69	0.00	0.00	0.00	0.00	0.00	0.00	0.00
2F	1	3114.74	0.00	0.00	0.00	0.00	0.00	0.00	0.00
	2	5156.18	0.00	0.00	0.00	0.00	0.00	0.00	0.00
	3	5156.99	0.00	0.00	0.00	0.00	0.00	0.00	0.00
	4	5151.82	0.00	0.00	0.00	0.00	0.00	0.00	0.00

Ｙ方向正加力時

階名	ﾌﾚｰﾑ名	フレーム				壁			
		FA	FB	FC	FD	WA	WB	WC	WD
2F	5	5153.58	0.00	0.00	0.00	0.00	0.00	0.00	0.00
	6	3104.42	0.00	0.00	0.00	0.00	0.00	0.00	0.00
	A	0.00	0.00	0.00	0.00	0.00	0.00	0.00	0.00
	B	0.00	0.00	0.00	0.00	0.00	0.00	0.00	0.00
	C	0.00	0.00	0.00	0.00	0.00	0.00	0.00	0.00
	合計	26837.73	0.00	0.00	0.00	0.00	0.00	0.00	0.00
1F	1	3714.93	0.00	0.00	0.00	0.00	0.00	0.00	0.00
	2	4982.09	0.00	0.00	0.00	0.00	0.00	0.00	0.00
	3	4940.70	0.00	0.00	0.00	0.00	0.00	0.00	0.00
	4	4971.42	0.00	0.00	0.00	0.00	0.00	0.00	0.00
	5	4990.18	0.00	0.00	0.00	0.00	0.00	0.00	0.00
	6	3711.38	0.00	0.00	0.00	0.00	0.00	0.00	0.00
	A	0.00	0.00	0.00	0.00	0.00	0.00	0.00	0.00
	B	0.00	0.00	0.00	0.00	0.00	0.00	0.00	0.00
	C	0.00	0.00	0.00	0.00	0.00	0.00	0.00	0.00
	合計	27310.71	0.00	0.00	0.00	0.00	0.00	0.00	0.00

Ｙ方向負加力時

階名	ﾌﾚｰﾑ名	フレーム				壁			
		FA	FB	FC	FD	WA	WB	WC	WD
13F	1	1152.61	0.00	0.00	0.00	0.00	0.00	0.00	0.00
	2	1177.11	0.00	0.00	0.00	0.00	0.00	0.00	0.00
	3	1143.41	0.00	0.00	0.00	0.00	0.00	0.00	0.00
	4	1137.29	0.00	0.00	0.00	0.00	0.00	0.00	0.00
	5	1168.87	0.00	0.00	0.00	0.00	0.00	0.00	0.00
	6	1139.21	0.00	0.00	0.00	0.00	0.00	0.00	0.00
	A	0.00	0.00	0.00	0.00	0.00	0.00	0.00	0.00
	B	0.00	0.00	0.00	0.00	0.00	0.00	0.00	0.00
	C	0.00	0.00	0.00	0.00	0.00	0.00	0.00	0.00
	合計	6918.50	0.00	0.00	0.00	0.00	0.00	0.00	0.00
12F	1	1733.54	0.00	0.00	0.00	0.00	0.00	0.00	0.00
	2	1708.98	0.00	0.00	0.00	0.00	0.00	0.00	0.00
	3	1691.16	0.00	0.00	0.00	0.00	0.00	0.00	0.00
	4	1676.73	0.00	0.00	0.00	0.00	0.00	0.00	0.00
	5	1687.05	0.00	0.00	0.00	0.00	0.00	0.00	0.00
	6	1710.65	0.00	0.00	0.00	0.00	0.00	0.00	0.00
	A	0.00	0.00	0.00	0.00	0.00	0.00	0.00	0.00
	B	0.00	0.00	0.00	0.00	0.00	0.00	0.00	0.00
	C	0.00	0.00	0.00	0.00	0.00	0.00	0.00	0.00
	合計	10208.12	0.00	0.00	0.00	0.00	0.00	0.00	0.00
11F	1	2151.48	0.00	0.00	0.00	0.00	0.00	0.00	0.00
	2	2206.77	0.00	0.00	0.00	0.00	0.00	0.00	0.00
	3	2195.28	0.00	0.00	0.00	0.00	0.00	0.00	0.00
	4	2163.15	0.00	0.00	0.00	0.00	0.00	0.00	0.00
	5	2163.36	0.00	0.00	0.00	0.00	0.00	0.00	0.00
	6	2129.01	0.00	0.00	0.00	0.00	0.00	0.00	0.00
	A	0.00	0.00	0.00	0.00	0.00	0.00	0.00	0.00
	B	0.00	0.00	0.00	0.00	0.00	0.00	0.00	0.00
	C	0.00	0.00	0.00	0.00	0.00	0.00	0.00	0.00
	合計	13009.05	0.00	0.00	0.00	0.00	0.00	0.00	0.00
10F	1	2223.98	0.00	0.00	0.00	0.00	0.00	0.00	0.00
	2	2771.64	0.00	0.00	0.00	0.00	0.00	0.00	0.00
	3	2767.72	0.00	0.00	0.00	0.00	0.00	0.00	0.00
	4	2760.88	0.00	0.00	0.00	0.00	0.00	0.00	0.00
	5	2755.97	0.00	0.00	0.00	0.00	0.00	0.00	0.00
	6	2208.82	0.00	0.00	0.00	0.00	0.00	0.00	0.00
	A	0.00	0.00	0.00	0.00	0.00	0.00	0.00	0.00
	B	0.00	0.00	0.00	0.00	0.00	0.00	0.00	0.00
	C	0.00	0.00	0.00	0.00	0.00	0.00	0.00	0.00
	合計	15489.00	0.00	0.00	0.00	0.00	0.00	0.00	0.00
9F	1	2587.66	0.00	0.00	0.00	0.00	0.00	0.00	0.00
	2	3120.86	0.00	0.00	0.00	0.00	0.00	0.00	0.00
	3	3121.58	0.00	0.00	0.00	0.00	0.00	0.00	0.00
	4	3136.72	0.00	0.00	0.00	0.00	0.00	0.00	0.00

Ｙ方向負加力時

階名	ﾌﾚｰﾑ名	フレーム				壁			
		FA	FB	FC	FD	WA	WB	WC	WD
9F	5	3135.06	0.00	0.00	0.00	0.00	0.00	0.00	0.00
	6	2578.48	0.00	0.00	0.00	0.00	0.00	0.00	0.00
	A	0.00	0.00	0.00	0.00	0.00	0.00	0.00	0.00
	B	0.00	0.00	0.00	0.00	0.00	0.00	0.00	0.00
	C	0.00	0.00	0.00	0.00	0.00	0.00	0.00	0.00
	合計	17680.36	0.00	0.00	0.00	0.00	0.00	0.00	0.00
8F	1	2751.52	0.00	0.00	0.00	0.00	0.00	0.00	0.00
	2	3525.93	0.00	0.00	0.00	0.00	0.00	0.00	0.00
	3	3520.40	0.00	0.00	0.00	0.00	0.00	0.00	0.00
	4	3535.05	0.00	0.00	0.00	0.00	0.00	0.00	0.00
	5	3539.62	0.00	0.00	0.00	0.00	0.00	0.00	0.00
	6	2744.16	0.00	0.00	0.00	0.00	0.00	0.00	0.00
	A	0.00	0.00	0.00	0.00	0.00	0.00	0.00	0.00
	B	0.00	0.00	0.00	0.00	0.00	0.00	0.00	0.00
	C	0.00	0.00	0.00	0.00	0.00	0.00	0.00	0.00
	合計	19616.68	0.00	0.00	0.00	0.00	0.00	0.00	0.00
7F	1	2928.15	0.00	0.00	0.00	0.00	0.00	0.00	0.00
	2	3862.98	0.00	0.00	0.00	0.00	0.00	0.00	0.00
	3	3858.28	0.00	0.00	0.00	0.00	0.00	0.00	0.00
	4	3873.57	0.00	0.00	0.00	0.00	0.00	0.00	0.00
	5	3878.67	0.00	0.00	0.00	0.00	0.00	0.00	0.00
	6	2922.12	0.00	0.00	0.00	0.00	0.00	0.00	0.00
	A	0.00	0.00	0.00	0.00	0.00	0.00	0.00	0.00
	B	0.00	0.00	0.00	0.00	0.00	0.00	0.00	0.00
	C	0.00	0.00	0.00	0.00	0.00	0.00	0.00	0.00
	合計	21323.78	0.00	0.00	0.00	0.00	0.00	0.00	0.00
6F	1	3205.31	0.00	0.00	0.00	0.00	0.00	0.00	0.00
	2	4096.18	0.00	0.00	0.00	0.00	0.00	0.00	0.00
	3	4089.72	0.00	0.00	0.00	0.00	0.00	0.00	0.00
	4	4104.82	0.00	0.00	0.00	0.00	0.00	0.00	0.00
	5	4111.08	0.00	0.00	0.00	0.00	0.00	0.00	0.00
	6	3202.77	0.00	0.00	0.00	0.00	0.00	0.00	0.00
	A	0.00	0.00	0.00	0.00	0.00	0.00	0.00	0.00
	B	0.00	0.00	0.00	0.00	0.00	0.00	0.00	0.00
	C	0.00	0.00	0.00	0.00	0.00	0.00	0.00	0.00
	合計	22809.89	0.00	0.00	0.00	0.00	0.00	0.00	0.00
5F	1	3439.98	0.00	0.00	0.00	0.00	0.00	0.00	0.00
	2	4325.15	0.00	0.00	0.00	0.00	0.00	0.00	0.00
	3	4275.15	0.00	0.00	0.00	0.00	0.00	0.00	0.00
	4	4287.04	0.00	0.00	0.00	0.00	0.00	0.00	0.00
	5	4332.80	0.00	0.00	0.00	0.00	0.00	0.00	0.00
	6	3422.23	0.00	0.00	0.00	0.00	0.00	0.00	0.00
	A	0.00	0.00	0.00	0.00	0.00	0.00	0.00	0.00
	B	0.00	0.00	0.00	0.00	0.00	0.00	0.00	0.00
	C	0.00	0.00	0.00	0.00	0.00	0.00	0.00	0.00
	合計	24082.34	0.00	0.00	0.00	0.00	0.00	0.00	0.00
4F	1	2253.29	0.00	0.00	0.00	0.00	0.00	0.00	0.00
	2	5131.10	0.00	0.00	0.00	0.00	0.00	0.00	0.00
	3	5171.21	0.00	0.00	0.00	0.00	0.00	0.00	0.00
	4	5192.91	0.00	0.00	0.00	0.00	0.00	0.00	0.00
	5	5155.59	0.00	0.00	0.00	0.00	0.00	0.00	0.00
	6	2258.42	0.00	0.00	0.00	0.00	0.00	0.00	0.00
	A	0.00	0.00	0.00	0.00	0.00	0.00	0.00	0.00
	B	0.00	0.00	0.00	0.00	0.00	0.00	0.00	0.00
	C	0.00	0.00	0.00	0.00	0.00	0.00	0.00	0.00
	合計	25162.52	0.00	0.00	0.00	0.00	0.00	0.00	0.00
3F	1	3165.62	0.00	0.00	0.00	0.00	0.00	0.00	0.00
	2	4935.01	0.00	0.00	0.00	0.00	0.00	0.00	0.00
	3	4911.66	0.00	0.00	0.00	0.00	0.00	0.00	0.00
	4	4924.49	0.00	0.00	0.00	0.00	0.00	0.00	0.00
	5	4945.40	0.00	0.00	0.00	0.00	0.00	0.00	0.00
	6	3159.53	0.00	0.00	0.00	0.00	0.00	0.00	0.00
	A	0.00	0.00	0.00	0.00	0.00	0.00	0.00	0.00
	B	0.00	0.00	0.00	0.00	0.00	0.00	0.00	0.00

Ｙ方向負加力時

階名	ﾌﾚｰﾑ名	フレーム				壁			
		FA	FB	FC	FD	WA	WB	WC	WD
3F	C	0.00	0.00	0.00	0.00	0.00	0.00	0.00	0.00
	合計	26041.73	0.00	0.00	0.00	0.00	0.00	0.00	0.00
2F	1	3047.96	0.00	0.00	0.00	0.00	0.00	0.00	0.00
	2	5176.20	0.00	0.00	0.00	0.00	0.00	0.00	0.00
	3	5130.47	0.00	0.00	0.00	0.00	0.00	0.00	0.00
	4	5140.88	0.00	0.00	0.00	0.00	0.00	0.00	0.00
	5	5183.04	0.00	0.00	0.00	0.00	0.00	0.00	0.00
	6	3036.12	0.00	0.00	0.00	0.00	0.00	0.00	0.00
	A	0.00	0.00	0.00	0.00	0.00	0.00	0.00	0.00
	B	0.00	0.00	0.00	0.00	0.00	0.00	0.00	0.00
	C	0.00	0.00	0.00	0.00	0.00	0.00	0.00	0.00
	合計	26714.67	0.00	0.00	0.00	0.00	0.00	0.00	0.00
1F	1	3945.90	0.00	0.00	0.00	0.00	0.00	0.00	0.00
	2	4845.80	0.00	0.00	0.00	0.00	0.00	0.00	0.00
	3	4812.36	0.00	0.00	0.00	0.00	0.00	0.00	0.00
	4	4802.31	0.00	0.00	0.00	0.00	0.00	0.00	0.00
	5	4841.35	0.00	0.00	0.00	0.00	0.00	0.00	0.00
	6	3938.46	0.00	0.00	0.00	0.00	0.00	0.00	0.00
	A	0.00	0.00	0.00	0.00	0.00	0.00	0.00	0.00
	B	0.00	0.00	0.00	0.00	0.00	0.00	0.00	0.00
	C	0.00	0.00	0.00	0.00	0.00	0.00	0.00	0.00
	合計	27186.18	0.00	0.00	0.00	0.00	0.00	0.00	0.00

U-5.5　水平せん断力係数

Ｄs算定時

Ｘ方向正加力時　（ 第2種地盤 Z=1.00 T=1.56 Rt=0.62 ）

階名	ﾌﾚｰﾑ名	Q			Q／ΣＷｉ			
		柱	壁	合計	柱	壁	合計	
13F	A	2036.0	0.0	2036.0	0.28	0.00	0.28	
	B	2333.4	0.0	2333.4	0.32	0.00	0.32	
	C	1307.3	0.0	1307.3	0.18	0.00	0.18	
	1	0.0	0.0	0.0	0.00	0.00	0.00	
	2	0.0	0.0	0.0	0.00	0.00	0.00	
	3	0.0	0.0	0.0	0.00	0.00	0.00	
	4	0.0	0.0	0.0	0.00	0.00	0.00	
	5	0.0	0.0	0.0	0.00	0.00	0.00	
	6	0.0	0.0	0.0	0.00	0.00	0.00	
	合計	5676.7	0.0	5676.7	0.78	0.00	0.78	Ai=2.757 Co=0.462
12F	A	3230.4	0.0	3230.4	0.25	0.00	0.25	
	B	3609.0	0.0	3609.0	0.28	0.00	0.28	
	C	1536.5	0.0	1536.5	0.12	0.00	0.12	
	1	0.0	0.0	0.0	0.00	0.00	0.00	
	2	0.0	0.0	0.0	0.00	0.00	0.00	
	3	0.0	0.0	0.0	0.00	0.00	0.00	
	4	0.0	0.0	0.0	0.00	0.00	0.00	
	5	0.0	0.0	0.0	0.00	0.00	0.00	
	6	0.0	0.0	0.0	0.00	0.00	0.00	
	合計	8375.9	0.0	8375.9	0.64	0.00	0.64	Ai=2.254 Co=0.462
11F	A	4141.1	0.0	4141.1	0.22	0.00	0.22	
	B	4605.9	0.0	4605.9	0.24	0.00	0.24	
	C	1927.1	0.0	1927.1	0.10	0.00	0.10	
	1	0.0	0.0	0.0	0.00	0.00	0.00	
	2	0.0	0.0	0.0	0.00	0.00	0.00	
	3	0.0	0.0	0.0	0.00	0.00	0.00	
	4	0.0	0.0	0.0	0.00	0.00	0.00	
	5	0.0	0.0	0.0	0.00	0.00	0.00	
	6	0.0	0.0	0.0	0.00	0.00	0.00	
	合計	10674.1	0.0	10674.1	0.57	0.00	0.57	Ai=1.987 Co=0.462
10F	A	4909.7	0.0	4909.7	0.20	0.00	0.20	
	B	5459.8	0.0	5459.8	0.22	0.00	0.22	
	C	2339.4	0.0	2339.4	0.09	0.00	0.09	
	1	0.0	0.0	0.0	0.00	0.00	0.00	
	2	0.0	0.0	0.0	0.00	0.00	0.00	

階名	フレーム名	Q			Q／ΣWi			
		柱	壁	合計	柱	壁	合計	
10F	3	0.0	0.0	0.0	0.00	0.00	0.00	
	4	0.0	0.0	0.0	0.00	0.00	0.00	
	5	0.0	0.0	0.0	0.00	0.00	0.00	
	6	0.0	0.0	0.0	0.00	0.00	0.00	
	合計	12709.0	0.0	12709.0	0.51	0.00	0.51	Ai＝1.804 Co＝0.462
9F	A	5822.3	0.0	5822.3	0.19	0.00	0.19	
	B	6133.1	0.0	6133.1	0.20	0.00	0.20	
	C	2551.7	0.0	2551.7	0.08	0.00	0.08	
	1	0.0	0.0	0.0	0.00	0.00	0.00	
	2	0.0	0.0	0.0	0.00	0.00	0.00	
	3	0.0	0.0	0.0	0.00	0.00	0.00	
	4	0.0	0.0	0.0	0.00	0.00	0.00	
	5	0.0	0.0	0.0	0.00	0.00	0.00	
	6	0.0	0.0	0.0	0.00	0.00	0.00	
	合計	14507.0	0.0	14507.0	0.47	0.00	0.47	Ai＝1.664 Co＝0.462
8F	A	6835.2	0.0	6835.2	0.19	0.00	0.19	
	B	6908.0	0.0	6908.0	0.19	0.00	0.19	
	C	2352.6	0.0	2352.6	0.06	0.00	0.06	
	1	0.0	0.0	0.0	0.00	0.00	0.00	
	2	0.0	0.0	0.0	0.00	0.00	0.00	
	3	0.0	0.0	0.0	0.00	0.00	0.00	
	4	0.0	0.0	0.0	0.00	0.00	0.00	
	5	0.0	0.0	0.0	0.00	0.00	0.00	
	6	0.0	0.0	0.0	0.00	0.00	0.00	
	合計	16095.8	0.0	16095.8	0.44	0.00	0.44	Ai＝1.549 Co＝0.462
7F	A	7409.7	0.0	7409.7	0.17	0.00	0.17	
	B	7413.1	0.0	7413.1	0.17	0.00	0.17	
	C	2673.7	0.0	2673.7	0.06	0.00	0.06	
	1	0.0	0.0	0.0	0.00	0.00	0.00	
	2	0.0	0.0	0.0	0.00	0.00	0.00	
	3	0.0	0.0	0.0	0.00	0.00	0.00	
	4	0.0	0.0	0.0	0.00	0.00	0.00	
	5	0.0	0.0	0.0	0.00	0.00	0.00	
	6	0.0	0.0	0.0	0.00	0.00	0.00	
	合計	17496.5	0.0	17496.5	0.41	0.00	0.41	Ai＝1.449 Co＝0.462
6F	A	7932.8	0.0	7932.8	0.16	0.00	0.16	
	B	7913.4	0.0	7913.4	0.16	0.00	0.16	
	C	2869.6	0.0	2869.6	0.06	0.00	0.06	
	1	0.0	0.0	0.0	0.00	0.00	0.00	
	2	0.0	0.0	0.0	0.00	0.00	0.00	
	3	0.0	0.0	0.0	0.00	0.00	0.00	
	4	0.0	0.0	0.0	0.00	0.00	0.00	
	5	0.0	0.0	0.0	0.00	0.00	0.00	
	6	0.0	0.0	0.0	0.00	0.00	0.00	
	合計	18715.9	0.0	18715.9	0.39	0.00	0.39	Ai＝1.361 Co＝0.462
5F	A	8412.1	0.0	8412.1	0.16	0.00	0.16	
	B	8509.3	0.0	8509.3	0.16	0.00	0.16	
	C	2838.5	0.0	2838.5	0.05	0.00	0.05	
	1	0.0	0.0	0.0	0.00	0.00	0.00	
	2	0.0	0.0	0.0	0.00	0.00	0.00	
	3	0.0	0.0	0.0	0.00	0.00	0.00	
	4	0.0	0.0	0.0	0.00	0.00	0.00	
	5	0.0	0.0	0.0	0.00	0.00	0.00	
	6	0.0	0.0	0.0	0.00	0.00	0.00	
	合計	19759.9	0.0	19759.9	0.36	0.00	0.36	Ai＝1.280 Co＝0.462
4F	A	8788.6	0.0	8788.6	0.15	0.00	0.15	
	B	8664.0	0.0	8664.0	0.14	0.00	0.14	
	C	3193.6	0.0	3193.6	0.05	0.00	0.05	
	1	0.0	0.0	0.0	0.00	0.00	0.00	
	2	0.0	0.0	0.0	0.00	0.00	0.00	
	3	0.0	0.0	0.0	0.00	0.00	0.00	
	4	0.0	0.0	0.0	0.00	0.00	0.00	
	5	0.0	0.0	0.0	0.00	0.00	0.00	
	6	0.0	0.0	0.0	0.00	0.00	0.00	
	合計	20646.2	0.0	20646.2	0.34	0.00	0.34	Ai＝1.205 Co＝0.462

階名	フレーム名	Q			Q／ΣWi			
		柱	壁	合計	柱	壁	合計	
3F	A	9019.0	0.0	9019.0	0.14	0.00	0.14	
	B	9010.2	0.0	9010.2	0.14	0.00	0.14	
	C	3338.5	0.0	3338.5	0.05	0.00	0.05	
	1	0.0	0.0	0.0	0.00	0.00	0.00	
	2	0.0	0.0	0.0	0.00	0.00	0.00	
	3	0.0	0.0	0.0	0.00	0.00	0.00	
	4	0.0	0.0	0.0	0.00	0.00	0.00	
	5	0.0	0.0	0.0	0.00	0.00	0.00	
	6	0.0	0.0	0.0	0.00	0.00	0.00	
	合計	21367.6	0.0	21367.6	0.32	0.00	0.32	Ai＝1.133 Co＝0.462
2F	A	9313.6	0.0	9313.6	0.13	0.00	0.13	
	B	9502.5	0.0	9502.5	0.13	0.00	0.13	
	C	3103.7	0.0	3103.7	0.04	0.00	0.04	
	1	0.0	0.0	0.0	0.00	0.00	0.00	
	2	0.0	0.0	0.0	0.00	0.00	0.00	
	3	0.0	0.0	0.0	0.00	0.00	0.00	
	4	0.0	0.0	0.0	0.00	0.00	0.00	
	5	0.0	0.0	0.0	0.00	0.00	0.00	
	6	0.0	0.0	0.0	0.00	0.00	0.00	
	合計	21919.8	0.0	21919.8	0.30	0.00	0.30	Ai＝1.065 Co＝0.462
1F	A	8833.4	0.0	8833.4	0.11	0.00	0.11	
	B	8494.4	0.0	8494.4	0.11	0.00	0.11	
	C	4978.8	0.0	4978.8	0.06	0.00	0.06	
	1	0.0	0.0	0.0	0.00	0.00	0.00	
	2	0.0	0.0	0.0	0.00	0.00	0.00	
	3	0.0	0.0	0.0	0.00	0.00	0.00	
	4	0.0	0.0	0.0	0.00	0.00	0.00	
	5	0.0	0.0	0.0	0.00	0.00	0.00	
	6	0.0	0.0	0.0	0.00	0.00	0.00	
	合計	22306.7	0.0	22306.7	0.28	0.00	0.28	Ai＝1.000 Co＝0.462

Ｘ方向負加力時　（ 第2種地盤 Z＝1.00 T＝1.56 Rt＝0.62 ）

階名	フレーム名	Q			Q／ΣWi			
		柱	壁	合計	柱	壁	合計	
13F	A	2033.9	0.0	2033.9	0.28	0.00	0.28	
	B	2345.2	0.0	2345.2	0.32	0.00	0.32	
	C	1299.6	0.0	1299.6	0.18	0.00	0.18	
	1	0.0	0.0	0.0	0.00	0.00	0.00	
	2	0.0	0.0	0.0	0.00	0.00	0.00	
	3	0.0	0.0	0.0	0.00	0.00	0.00	
	4	0.0	0.0	0.0	0.00	0.00	0.00	
	5	0.0	0.0	0.0	0.00	0.00	0.00	
	6	0.0	0.0	0.0	0.00	0.00	0.00	
	合計	5678.6	0.0	5678.6	0.78	0.00	0.78	Ai＝2.757 Co＝0.462
12F	A	3216.4	0.0	3216.4	0.25	0.00	0.25	
	B	3634.6	0.0	3634.6	0.28	0.00	0.28	
	C	1527.7	0.0	1527.7	0.12	0.00	0.12	
	1	0.0	0.0	0.0	0.00	0.00	0.00	
	2	0.0	0.0	0.0	0.00	0.00	0.00	
	3	0.0	0.0	0.0	0.00	0.00	0.00	
	4	0.0	0.0	0.0	0.00	0.00	0.00	
	5	0.0	0.0	0.0	0.00	0.00	0.00	
	6	0.0	0.0	0.0	0.00	0.00	0.00	
	合計	8378.7	0.0	8378.7	0.64	0.00	0.64	Ai＝2.254 Co＝0.462
11F	A	4131.8	0.0	4131.8	0.22	0.00	0.22	
	B	4632.3	0.0	4632.3	0.25	0.00	0.25	
	C	1913.7	0.0	1913.7	0.10	0.00	0.10	
	1	0.0	0.0	0.0	0.00	0.00	0.00	
	2	0.0	0.0	0.0	0.00	0.00	0.00	
	3	0.0	0.0	0.0	0.00	0.00	0.00	
	4	0.0	0.0	0.0	0.00	0.00	0.00	
	5	0.0	0.0	0.0	0.00	0.00	0.00	
	6	0.0	0.0	0.0	0.00	0.00	0.00	
	合計	10677.7	0.0	10677.7	0.57	0.00	0.57	Ai＝1.987 Co＝0.462
10F	A	4896.6	0.0	4896.6	0.20	0.00	0.20	

階名	フレーム名	Q			Q／ΣWi			
		柱	壁	合計	柱	壁	合計	
10F	B	5491.9	0.0	5491.9	0.22	0.00	0.22	
	C	2324.8	0.0	2324.8	0.09	0.00	0.09	
	1	0.0	0.0	0.0	0.00	0.00	0.00	
	2	0.0	0.0	0.0	0.00	0.00	0.00	
	3	0.0	0.0	0.0	0.00	0.00	0.00	
	4	0.0	0.0	0.0	0.00	0.00	0.00	
	5	0.0	0.0	0.0	0.00	0.00	0.00	
	6	0.0	0.0	0.0	0.00	0.00	0.00	
	合計	12713.2	0.0	12713.2	0.51	0.00	0.51	Ai＝1.804 Co＝0.462
9F	A	5811.9	0.0	5811.9	0.19	0.00	0.19	
	B	6142.8	0.0	6142.8	0.20	0.00	0.20	
	C	2557.2	0.0	2557.2	0.08	0.00	0.08	
	1	0.0	0.0	0.0	0.00	0.00	0.00	
	2	0.0	0.0	0.0	0.00	0.00	0.00	
	3	0.0	0.0	0.0	0.00	0.00	0.00	
	4	0.0	0.0	0.0	0.00	0.00	0.00	
	5	0.0	0.0	0.0	0.00	0.00	0.00	
	6	0.0	0.0	0.0	0.00	0.00	0.00	
	合計	14511.9	0.0	14511.9	0.47	0.00	0.47	Ai＝1.664 Co＝0.462
8F	A	6828.1	0.0	6828.1	0.19	0.00	0.19	
	B	6913.2	0.0	6913.2	0.19	0.00	0.19	
	C	2359.9	0.0	2359.9	0.06	0.00	0.06	
	1	0.0	0.0	0.0	0.00	0.00	0.00	
	2	0.0	0.0	0.0	0.00	0.00	0.00	
	3	0.0	0.0	0.0	0.00	0.00	0.00	
	4	0.0	0.0	0.0	0.00	0.00	0.00	
	5	0.0	0.0	0.0	0.00	0.00	0.00	
	6	0.0	0.0	0.0	0.00	0.00	0.00	
	合計	16101.2	0.0	16101.2	0.44	0.00	0.44	Ai＝1.549 Co＝0.462
7F	A	7400.5	0.0	7400.5	0.17	0.00	0.17	
	B	7421.8	0.0	7421.8	0.17	0.00	0.17	
	C	2680.0	0.0	2680.0	0.06	0.00	0.06	
	1	0.0	0.0	0.0	0.00	0.00	0.00	
	2	0.0	0.0	0.0	0.00	0.00	0.00	
	3	0.0	0.0	0.0	0.00	0.00	0.00	
	4	0.0	0.0	0.0	0.00	0.00	0.00	
	5	0.0	0.0	0.0	0.00	0.00	0.00	
	6	0.0	0.0	0.0	0.00	0.00	0.00	
	合計	17502.4	0.0	17502.4	0.41	0.00	0.41	Ai＝1.449 Co＝0.462
6F	A	7924.1	0.0	7924.1	0.16	0.00	0.16	
	B	7922.3	0.0	7922.3	0.16	0.00	0.16	
	C	2875.6	0.0	2875.6	0.06	0.00	0.06	
	1	0.0	0.0	0.0	0.00	0.00	0.00	
	2	0.0	0.0	0.0	0.00	0.00	0.00	
	3	0.0	0.0	0.0	0.00	0.00	0.00	
	4	0.0	0.0	0.0	0.00	0.00	0.00	
	5	0.0	0.0	0.0	0.00	0.00	0.00	
	6	0.0	0.0	0.0	0.00	0.00	0.00	
	合計	18722.0	0.0	18722.0	0.39	0.00	0.39	Ai＝1.361 Co＝0.462
5F	A	8403.6	0.0	8403.6	0.15	0.00	0.15	
	B	8509.5	0.0	8509.5	0.16	0.00	0.16	
	C	2853.4	0.0	2853.4	0.05	0.00	0.05	
	1	0.0	0.0	0.0	0.00	0.00	0.00	
	2	0.0	0.0	0.0	0.00	0.00	0.00	
	3	0.0	0.0	0.0	0.00	0.00	0.00	
	4	0.0	0.0	0.0	0.00	0.00	0.00	
	5	0.0	0.0	0.0	0.00	0.00	0.00	
	6	0.0	0.0	0.0	0.00	0.00	0.00	
	合計	19766.6	0.0	19766.6	0.36	0.00	0.36	Ai＝1.280 Co＝0.462
4F	A	8778.4	0.0	8778.4	0.15	0.00	0.15	
	B	8674.5	0.0	8674.5	0.14	0.00	0.14	
	C	3200.4	0.0	3200.4	0.05	0.00	0.05	
	1	0.0	0.0	0.0	0.00	0.00	0.00	
	2	0.0	0.0	0.0	0.00	0.00	0.00	
	3	0.0	0.0	0.0	0.00	0.00	0.00	

階名	フレーム名	Q			Q／ΣＷｉ			
		柱	壁	合計	柱	壁	合計	
4F	4	0.0	0.0	0.0	0.00	0.00	0.00	
	5	0.0	0.0	0.0	0.00	0.00	0.00	
	6	0.0	0.0	0.0	0.00	0.00	0.00	
	合計	20653.2	0.0	20653.2	0.34	0.00	0.34	Ai＝1.205 Co＝0.462
3F	A	9011.1	0.0	9011.1	0.14	0.00	0.14	
	B	9017.5	0.0	9017.5	0.14	0.00	0.14	
	C	3346.2	0.0	3346.2	0.05	0.00	0.05	
	1	0.0	0.0	0.0	0.00	0.00	0.00	
	2	0.0	0.0	0.0	0.00	0.00	0.00	
	3	0.0	0.0	0.0	0.00	0.00	0.00	
	4	0.0	0.0	0.0	0.00	0.00	0.00	
	5	0.0	0.0	0.0	0.00	0.00	0.00	
	6	0.0	0.0	0.0	0.00	0.00	0.00	
	合計	21374.8	0.0	21374.8	0.32	0.00	0.32	Ai＝1.133 Co＝0.462
2F	A	9316.3	0.0	9316.3	0.13	0.00	0.13	
	B	9501.4	0.0	9501.4	0.13	0.00	0.13	
	C	3109.5	0.0	3109.5	0.04	0.00	0.04	
	1	0.0	0.0	0.0	0.00	0.00	0.00	
	2	0.0	0.0	0.0	0.00	0.00	0.00	
	3	0.0	0.0	0.0	0.00	0.00	0.00	
	4	0.0	0.0	0.0	0.00	0.00	0.00	
	5	0.0	0.0	0.0	0.00	0.00	0.00	
	6	0.0	0.0	0.0	0.00	0.00	0.00	
	合計	21927.2	0.0	21927.2	0.30	0.00	0.30	Ai＝1.065 Co＝0.462
1F	A	8814.8	0.0	8814.8	0.11	0.00	0.11	
	B	8506.6	0.0	8506.6	0.11	0.00	0.11	
	C	4992.8	0.0	4992.8	0.06	0.00	0.06	
	1	0.0	0.0	0.0	0.00	0.00	0.00	
	2	0.0	0.0	0.0	0.00	0.00	0.00	
	3	0.0	0.0	0.0	0.00	0.00	0.00	
	4	0.0	0.0	0.0	0.00	0.00	0.00	
	5	0.0	0.0	0.0	0.00	0.00	0.00	
	6	0.0	0.0	0.0	0.00	0.00	0.00	
	合計	22314.2	0.0	22314.2	0.28	0.00	0.28	Ai＝1.000 Co＝0.462

Ｙ方向正加力時　（ 第2種地盤 Z＝1.00 T＝1.56 Rt＝0.62 ）

階名	フレーム名	Q			Q／ΣＷｉ			
		柱	壁	合計	柱	壁	合計	
13F	1	1228.5	0.0	1228.5	0.17	0.00	0.17	
	2	1160.9	0.0	1160.9	0.16	0.00	0.16	
	3	1077.0	0.0	1077.0	0.15	0.00	0.15	
	4	1092.8	0.0	1092.8	0.15	0.00	0.15	
	5	1182.9	0.0	1182.9	0.16	0.00	0.16	
	6	1208.2	0.0	1208.2	0.17	0.00	0.17	
	A	0.0	0.0	0.0	0.00	0.00	0.00	
	B	0.0	0.0	0.0	0.00	0.00	0.00	
	C	0.0	0.0	0.0	0.00	0.00	0.00	
	合計	6950.4	0.0	6950.4	0.96	0.00	0.96	Ai＝2.757 Co＝0.566
12F	1	1735.6	0.0	1735.6	0.13	0.00	0.13	
	2	1724.5	0.0	1724.5	0.13	0.00	0.13	
	3	1682.7	0.0	1682.7	0.13	0.00	0.13	
	4	1681.0	0.0	1681.0	0.13	0.00	0.13	
	5	1724.7	0.0	1724.7	0.13	0.00	0.13	
	6	1706.6	0.0	1706.6	0.13	0.00	0.13	
	A	0.0	0.0	0.0	0.00	0.00	0.00	
	B	0.0	0.0	0.0	0.00	0.00	0.00	
	C	0.0	0.0	0.0	0.00	0.00	0.00	
	合計	10255.1	0.0	10255.1	0.79	0.00	0.79	Ai＝2.254 Co＝0.566
11F	1	2061.8	0.0	2061.8	0.11	0.00	0.11	
	2	2265.3	0.0	2265.3	0.12	0.00	0.12	
	3	2233.3	0.0	2233.3	0.12	0.00	0.12	
	4	2221.3	0.0	2221.3	0.12	0.00	0.12	
	5	2251.6	0.0	2251.6	0.12	0.00	0.12	
	6	2035.8	0.0	2035.8	0.11	0.00	0.11	
	A	0.0	0.0	0.0	0.00	0.00	0.00	

階名	フレーム名	Q			Q／ΣWi			
		柱	壁	合計	柱	壁	合計	
11F	B	0.0	0.0	0.0	0.00	0.00	0.00	
	C	0.0	0.0	0.0	0.00	0.00	0.00	
	合計	13069.0	0.0	13069.0	0.69	0.00	0.69	Ai＝1.987 Co＝0.566
10F	1	2198.4	0.0	2198.4	0.09	0.00	0.09	
	2	2803.4	0.0	2803.4	0.11	0.00	0.11	
	3	2800.3	0.0	2800.3	0.11	0.00	0.11	
	4	2783.3	0.0	2783.3	0.11	0.00	0.11	
	5	2779.8	0.0	2779.8	0.11	0.00	0.11	
	6	2195.2	0.0	2195.2	0.09	0.00	0.09	
	A	0.0	0.0	0.0	0.00	0.00	0.00	
	B	0.0	0.0	0.0	0.00	0.00	0.00	
	C	0.0	0.0	0.0	0.00	0.00	0.00	
	合計	15560.3	0.0	15560.3	0.63	0.00	0.63	Ai＝1.804 Co＝0.566
9F	1	2556.2	0.0	2556.2	0.08	0.00	0.08	
	2	3161.6	0.0	3161.6	0.10	0.00	0.10	
	3	3176.9	0.0	3176.9	0.10	0.00	0.10	
	4	3161.4	0.0	3161.4	0.10	0.00	0.10	
	5	3146.7	0.0	3146.7	0.10	0.00	0.10	
	6	2558.9	0.0	2558.9	0.08	0.00	0.08	
	A	0.0	0.0	0.0	0.00	0.00	0.00	
	B	0.0	0.0	0.0	0.00	0.00	0.00	
	C	0.0	0.0	0.0	0.00	0.00	0.00	
	合計	17761.8	0.0	17761.8	0.58	0.00	0.58	Ai＝1.664 Co＝0.566
8F	1	2729.2	0.0	2729.2	0.07	0.00	0.07	
	2	3565.2	0.0	3565.2	0.10	0.00	0.10	
	3	3574.9	0.0	3574.9	0.10	0.00	0.10	
	4	3558.1	0.0	3558.1	0.10	0.00	0.10	
	5	3546.1	0.0	3546.1	0.10	0.00	0.10	
	6	2733.5	0.0	2733.5	0.07	0.00	0.07	
	A	0.0	0.0	0.0	0.00	0.00	0.00	
	B	0.0	0.0	0.0	0.00	0.00	0.00	
	C	0.0	0.0	0.0	0.00	0.00	0.00	
	合計	19707.0	0.0	19707.0	0.54	0.00	0.54	Ai＝1.549 Co＝0.566
7F	1	2947.8	0.0	2947.8	0.07	0.00	0.07	
	2	3887.5	0.0	3887.5	0.09	0.00	0.09	
	3	3888.4	0.0	3888.4	0.09	0.00	0.09	
	4	3873.3	0.0	3873.3	0.09	0.00	0.09	
	5	3873.1	0.0	3873.1	0.09	0.00	0.09	
	6	2952.0	0.0	2952.0	0.07	0.00	0.07	
	A	0.0	0.0	0.0	0.00	0.00	0.00	
	B	0.0	0.0	0.0	0.00	0.00	0.00	
	C	0.0	0.0	0.0	0.00	0.00	0.00	
	合計	21422.0	0.0	21422.0	0.50	0.00	0.50	Ai＝1.449 Co＝0.566
6F	1	3216.5	0.0	3216.5	0.07	0.00	0.07	
	2	4128.1	0.0	4128.1	0.09	0.00	0.09	
	3	4119.3	0.0	4119.3	0.09	0.00	0.09	
	4	4109.1	0.0	4109.1	0.08	0.00	0.08	
	5	4118.5	0.0	4118.5	0.09	0.00	0.09	
	6	3223.4	0.0	3223.4	0.07	0.00	0.07	
	A	0.0	0.0	0.0	0.00	0.00	0.00	
	B	0.0	0.0	0.0	0.00	0.00	0.00	
	C	0.0	0.0	0.0	0.00	0.00	0.00	
	合計	22915.0	0.0	22915.0	0.47	0.00	0.47	Ai＝1.361 Co＝0.566
5F	1	3533.2	0.0	3533.2	0.07	0.00	0.07	
	2	4299.5	0.0	4299.5	0.08	0.00	0.08	
	3	4275.9	0.0	4275.9	0.08	0.00	0.08	
	4	4268.6	0.0	4268.6	0.08	0.00	0.08	
	5	4295.3	0.0	4295.3	0.08	0.00	0.08	
	6	3520.8	0.0	3520.8	0.06	0.00	0.06	
	A	0.0	0.0	0.0	0.00	0.00	0.00	
	B	0.0	0.0	0.0	0.00	0.00	0.00	
	C	0.0	0.0	0.0	0.00	0.00	0.00	
	合計	24193.3	0.0	24193.3	0.45	0.00	0.45	Ai＝1.280 Co＝0.566
4F	1	2236.3	0.0	2236.3	0.04	0.00	0.04	
	2	5194.9	0.0	5194.9	0.09	0.00	0.09	

階名	フレーム名	Q			Q／ΣWi			
		柱	壁	合計	柱	壁	合計	
4F	3	5221.2	0.0	5221.2	0.09	0.00	0.09	
	4	5197.6	0.0	5197.6	0.09	0.00	0.09	
	5	5169.5	0.0	5169.5	0.09	0.00	0.09	
	6	2258.8	0.0	2258.8	0.04	0.00	0.04	
	A	0.0	0.0	0.0	0.00	0.00	0.00	
	B	0.0	0.0	0.0	0.00	0.00	0.00	
	C	0.0	0.0	0.0	0.00	0.00	0.00	
	合計	25278.4	0.0	25278.4	0.42	0.00	0.42	Ai＝1.205 Co＝0.566
3F	1	3238.2	0.0	3238.2	0.05	0.00	0.05	
	2	4934.6	0.0	4934.6	0.07	0.00	0.07	
	3	4911.3	0.0	4911.3	0.07	0.00	0.07	
	4	4904.6	0.0	4904.6	0.07	0.00	0.07	
	5	4936.3	0.0	4936.3	0.07	0.00	0.07	
	6	3236.8	0.0	3236.8	0.05	0.00	0.05	
	A	0.0	0.0	0.0	0.00	0.00	0.00	
	B	0.0	0.0	0.0	0.00	0.00	0.00	
	C	0.0	0.0	0.0	0.00	0.00	0.00	
	合計	26161.7	0.0	26161.7	0.39	0.00	0.39	Ai＝1.133 Co＝0.566
2F	1	3114.7	0.0	3114.7	0.04	0.00	0.04	
	2	5156.2	0.0	5156.2	0.07	0.00	0.07	
	3	5157.0	0.0	5157.0	0.07	0.00	0.07	
	4	5151.8	0.0	5151.8	0.07	0.00	0.07	
	5	5153.6	0.0	5153.6	0.07	0.00	0.07	
	6	3104.4	0.0	3104.4	0.04	0.00	0.04	
	A	0.0	0.0	0.0	0.00	0.00	0.00	
	B	0.0	0.0	0.0	0.00	0.00	0.00	
	C	0.0	0.0	0.0	0.00	0.00	0.00	
	合計	26837.7	0.0	26837.7	0.37	0.00	0.37	Ai＝1.065 Co＝0.566
1F	1	3714.9	0.0	3714.9	0.05	0.00	0.05	
	2	4982.1	0.0	4982.1	0.06	0.00	0.06	
	3	4940.7	0.0	4940.7	0.06	0.00	0.06	
	4	4971.4	0.0	4971.4	0.06	0.00	0.06	
	5	4990.2	0.0	4990.2	0.06	0.00	0.06	
	6	3711.4	0.0	3711.4	0.05	0.00	0.05	
	A	0.0	0.0	0.0	0.00	0.00	0.00	
	B	0.0	0.0	0.0	0.00	0.00	0.00	
	C	0.0	0.0	0.0	0.00	0.00	0.00	
	合計	27310.7	0.0	27310.7	0.35	0.00	0.35	Ai＝1.000 Co＝0.566

Ｙ方向負加力時　（ 第2種地盤 Z＝1.00 T＝1.56 Rt＝0.62 ）

階名	フレーム名	Q			Q／ΣWi			
		柱	壁	合計	柱	壁	合計	
13F	1	1152.6	0.0	1152.6	0.16	0.00	0.16	
	2	1177.1	0.0	1177.1	0.16	0.00	0.16	
	3	1143.4	0.0	1143.4	0.16	0.00	0.16	
	4	1137.3	0.0	1137.3	0.16	0.00	0.16	
	5	1168.9	0.0	1168.9	0.16	0.00	0.16	
	6	1139.2	0.0	1139.2	0.16	0.00	0.16	
	A	0.0	0.0	0.0	0.00	0.00	0.00	
	B	0.0	0.0	0.0	0.00	0.00	0.00	
	C	0.0	0.0	0.0	0.00	0.00	0.00	
	合計	6918.5	0.0	6918.5	0.96	0.00	0.96	Ai＝2.757 Co＝0.563
12F	1	1733.5	0.0	1733.5	0.13	0.00	0.13	
	2	1709.0	0.0	1709.0	0.13	0.00	0.13	
	3	1691.2	0.0	1691.2	0.13	0.00	0.13	
	4	1676.7	0.0	1676.7	0.13	0.00	0.13	
	5	1687.0	0.0	1687.0	0.13	0.00	0.13	
	6	1710.7	0.0	1710.7	0.13	0.00	0.13	
	A	0.0	0.0	0.0	0.00	0.00	0.00	
	B	0.0	0.0	0.0	0.00	0.00	0.00	
	C	0.0	0.0	0.0	0.00	0.00	0.00	
	合計	10208.1	0.0	10208.1	0.78	0.00	0.78	Ai＝2.254 Co＝0.563
11F	1	2151.5	0.0	2151.5	0.11	0.00	0.11	
	2	2206.8	0.0	2206.8	0.12	0.00	0.12	
	3	2195.3	0.0	2195.3	0.12	0.00	0.12	

階名	フレーム名	Q			Q／ΣWi			
		柱	壁	合計	柱	壁	合計	
11F	4	2163.1	0.0	2163.1	0.11	0.00	0.11	
	5	2163.4	0.0	2163.4	0.11	0.00	0.11	
	6	2129.0	0.0	2129.0	0.11	0.00	0.11	
	A	0.0	0.0	0.0	0.00	0.00	0.00	
	B	0.0	0.0	0.0	0.00	0.00	0.00	
	C	0.0	0.0	0.0	0.00	0.00	0.00	
	合計	13009.0	0.0	13009.0	0.69	0.00	0.69	Ai＝1.987 Co＝0.563
10F	1	2224.0	0.0	2224.0	0.09	0.00	0.09	
	2	2771.6	0.0	2771.6	0.11	0.00	0.11	
	3	2767.7	0.0	2767.7	0.11	0.00	0.11	
	4	2760.9	0.0	2760.9	0.11	0.00	0.11	
	5	2756.0	0.0	2756.0	0.11	0.00	0.11	
	6	2208.8	0.0	2208.8	0.09	0.00	0.09	
	A	0.0	0.0	0.0	0.00	0.00	0.00	
	B	0.0	0.0	0.0	0.00	0.00	0.00	
	C	0.0	0.0	0.0	0.00	0.00	0.00	
	合計	15489.0	0.0	15489.0	0.63	0.00	0.63	Ai＝1.804 Co＝0.563
9F	1	2587.7	0.0	2587.7	0.08	0.00	0.08	
	2	3120.9	0.0	3120.9	0.10	0.00	0.10	
	3	3121.6	0.0	3121.6	0.10	0.00	0.10	
	4	3136.7	0.0	3136.7	0.10	0.00	0.10	
	5	3135.1	0.0	3135.1	0.10	0.00	0.10	
	6	2578.5	0.0	2578.5	0.08	0.00	0.08	
	A	0.0	0.0	0.0	0.00	0.00	0.00	
	B	0.0	0.0	0.0	0.00	0.00	0.00	
	C	0.0	0.0	0.0	0.00	0.00	0.00	
	合計	17680.4	0.0	17680.4	0.58	0.00	0.58	Ai＝1.664 Co＝0.563
8F	1	2751.5	0.0	2751.5	0.08	0.00	0.08	
	2	3525.9	0.0	3525.9	0.10	0.00	0.10	
	3	3520.4	0.0	3520.4	0.10	0.00	0.10	
	4	3535.1	0.0	3535.1	0.10	0.00	0.10	
	5	3539.6	0.0	3539.6	0.10	0.00	0.10	
	6	2744.2	0.0	2744.2	0.08	0.00	0.08	
	A	0.0	0.0	0.0	0.00	0.00	0.00	
	B	0.0	0.0	0.0	0.00	0.00	0.00	
	C	0.0	0.0	0.0	0.00	0.00	0.00	
	合計	19616.7	0.0	19616.7	0.54	0.00	0.54	Ai＝1.549 Co＝0.563
7F	1	2928.2	0.0	2928.2	0.07	0.00	0.07	
	2	3863.0	0.0	3863.0	0.09	0.00	0.09	
	3	3858.3	0.0	3858.3	0.09	0.00	0.09	
	4	3873.6	0.0	3873.6	0.09	0.00	0.09	
	5	3878.7	0.0	3878.7	0.09	0.00	0.09	
	6	2922.1	0.0	2922.1	0.07	0.00	0.07	
	A	0.0	0.0	0.0	0.00	0.00	0.00	
	B	0.0	0.0	0.0	0.00	0.00	0.00	
	C	0.0	0.0	0.0	0.00	0.00	0.00	
	合計	21323.8	0.0	21323.8	0.50	0.00	0.50	Ai＝1.449 Co＝0.563
6F	1	3205.3	0.0	3205.3	0.07	0.00	0.07	
	2	4096.2	0.0	4096.2	0.08	0.00	0.08	
	3	4089.7	0.0	4089.7	0.08	0.00	0.08	
	4	4104.8	0.0	4104.8	0.08	0.00	0.08	
	5	4111.1	0.0	4111.1	0.09	0.00	0.09	
	6	3202.8	0.0	3202.8	0.07	0.00	0.07	
	A	0.0	0.0	0.0	0.00	0.00	0.00	
	B	0.0	0.0	0.0	0.00	0.00	0.00	
	C	0.0	0.0	0.0	0.00	0.00	0.00	
	合計	22809.9	0.0	22809.9	0.47	0.00	0.47	Ai＝1.361 Co＝0.563
5F	1	3440.0	0.0	3440.0	0.06	0.00	0.06	
	2	4325.1	0.0	4325.1	0.08	0.00	0.08	
	3	4275.1	0.0	4275.1	0.08	0.00	0.08	
	4	4287.0	0.0	4287.0	0.08	0.00	0.08	
	5	4332.8	0.0	4332.8	0.08	0.00	0.08	
	6	3422.2	0.0	3422.2	0.06	0.00	0.06	
	A	0.0	0.0	0.0	0.00	0.00	0.00	
	B	0.0	0.0	0.0	0.00	0.00	0.00	

階名	フレーム名	Q			Q／ΣWi			
		柱	壁	合計	柱	壁	合計	
5F	C	0.0	0.0	0.0	0.00	0.00	0.00	
	合計	24082.3	0.0	24082.3	0.44	0.00	0.44	Ai＝1.280 Co＝0.563
4F	1	2253.3	0.0	2253.3	0.04	0.00	0.04	
	2	5131.1	0.0	5131.1	0.09	0.00	0.09	
	3	5171.2	0.0	5171.2	0.09	0.00	0.09	
	4	5192.9	0.0	5192.9	0.09	0.00	0.09	
	5	5155.6	0.0	5155.6	0.09	0.00	0.09	
	6	2258.4	0.0	2258.4	0.04	0.00	0.04	
	A	0.0	0.0	0.0	0.00	0.00	0.00	
	B	0.0	0.0	0.0	0.00	0.00	0.00	
	C	0.0	0.0	0.0	0.00	0.00	0.00	
	合計	25162.5	0.0	25162.5	0.42	0.00	0.42	Ai＝1.205 Co＝0.563
3F	1	3165.6	0.0	3165.6	0.05	0.00	0.05	
	2	4935.0	0.0	4935.0	0.07	0.00	0.07	
	3	4911.7	0.0	4911.7	0.07	0.00	0.07	
	4	4924.5	0.0	4924.5	0.07	0.00	0.07	
	5	4945.4	0.0	4945.4	0.07	0.00	0.07	
	6	3159.5	0.0	3159.5	0.05	0.00	0.05	
	A	0.0	0.0	0.0	0.00	0.00	0.00	
	B	0.0	0.0	0.0	0.00	0.00	0.00	
	C	0.0	0.0	0.0	0.00	0.00	0.00	
	合計	26041.7	0.0	26041.7	0.39	0.00	0.39	Ai＝1.133 Co＝0.563
2F	1	3048.0	0.0	3048.0	0.04	0.00	0.04	
	2	5176.2	0.0	5176.2	0.07	0.00	0.07	
	3	5130.5	0.0	5130.5	0.07	0.00	0.07	
	4	5140.9	0.0	5140.9	0.07	0.00	0.07	
	5	5183.0	0.0	5183.0	0.07	0.00	0.07	
	6	3036.1	0.0	3036.1	0.04	0.00	0.04	
	A	0.0	0.0	0.0	0.00	0.00	0.00	
	B	0.0	0.0	0.0	0.00	0.00	0.00	
	C	0.0	0.0	0.0	0.00	0.00	0.00	
	合計	26714.7	0.0	26714.7	0.37	0.00	0.37	Ai＝1.065 Co＝0.563
1F	1	3945.9	0.0	3945.9	0.05	0.00	0.05	
	2	4845.8	0.0	4845.8	0.06	0.00	0.06	
	3	4812.4	0.0	4812.4	0.06	0.00	0.06	
	4	4802.3	0.0	4802.3	0.06	0.00	0.06	
	5	4841.4	0.0	4841.4	0.06	0.00	0.06	
	6	3938.5	0.0	3938.5	0.05	0.00	0.05	
	A	0.0	0.0	0.0	0.00	0.00	0.00	
	B	0.0	0.0	0.0	0.00	0.00	0.00	
	C	0.0	0.0	0.0	0.00	0.00	0.00	
	合計	27186.2	0.0	27186.2	0.35	0.00	0.35	Ai＝1.000 Co＝0.563

保有耐力時

Ｘ方向正加力時　（ 第2種地盤 Z＝1.00 T＝1.56 Rt＝0.62 ）

階名	フレーム名	Q			Q／ΣWi			
		柱	壁	合計	柱	壁	合計	
13F	A	2045.3	0.0	2045.3	0.28	0.00	0.28	
	B	2350.0	0.0	2350.0	0.32	0.00	0.32	
	C	1096.3	0.0	1096.3	0.15	0.00	0.15	
	1	0.0	0.0	0.0	0.00	0.00	0.00	
	2	0.0	0.0	0.0	0.00	0.00	0.00	
	3	0.0	0.0	0.0	0.00	0.00	0.00	
	4	0.0	0.0	0.0	0.00	0.00	0.00	
	5	0.0	0.0	0.0	0.00	0.00	0.00	
	6	0.0	0.0	0.0	0.00	0.00	0.00	
	合計	5491.6	0.0	5491.6	0.76	0.00	0.76	Ai＝2.757 Co＝0.447
12F	A	3223.1	0.0	3223.1	0.25	0.00	0.25	
	B	3543.7	0.0	3543.7	0.27	0.00	0.27	
	C	1336.0	0.0	1336.0	0.10	0.00	0.10	
	1	0.0	0.0	0.0	0.00	0.00	0.00	
	2	0.0	0.0	0.0	0.00	0.00	0.00	
	3	0.0	0.0	0.0	0.00	0.00	0.00	
	4	0.0	0.0	0.0	0.00	0.00	0.00	
	5	0.0	0.0	0.0	0.00	0.00	0.00	

階名	フレーム名	Q			Q／ΣWi			
		柱	壁	合計	柱	壁	合計	
12F	6	0.0	0.0	0.0	0.00	0.00	0.00	
	合計	8102.8	0.0	8102.8	0.62	0.00	0.62	Ai＝2.254 Co＝0.447
11F	A	4059.1	0.0	4059.1	0.21	0.00	0.21	
	B	4554.9	0.0	4554.9	0.24	0.00	0.24	
	C	1712.1	0.0	1712.1	0.09	0.00	0.09	
	1	0.0	0.0	0.0	0.00	0.00	0.00	
	2	0.0	0.0	0.0	0.00	0.00	0.00	
	3	0.0	0.0	0.0	0.00	0.00	0.00	
	4	0.0	0.0	0.0	0.00	0.00	0.00	
	5	0.0	0.0	0.0	0.00	0.00	0.00	
	6	0.0	0.0	0.0	0.00	0.00	0.00	
	合計	10326.1	0.0	10326.1	0.55	0.00	0.55	Ai＝1.987 Co＝0.447
10F	A	4848.1	0.0	4848.1	0.20	0.00	0.20	
	B	5361.6	0.0	5361.6	0.22	0.00	0.22	
	C	2084.8	0.0	2084.8	0.08	0.00	0.08	
	1	0.0	0.0	0.0	0.00	0.00	0.00	
	2	0.0	0.0	0.0	0.00	0.00	0.00	
	3	0.0	0.0	0.0	0.00	0.00	0.00	
	4	0.0	0.0	0.0	0.00	0.00	0.00	
	5	0.0	0.0	0.0	0.00	0.00	0.00	
	6	0.0	0.0	0.0	0.00	0.00	0.00	
	合計	12294.6	0.0	12294.6	0.50	0.00	0.50	Ai＝1.804 Co＝0.447
9F	A	5560.8	0.0	5560.8	0.18	0.00	0.18	
	B	6125.0	0.0	6125.0	0.20	0.00	0.20	
	C	2348.1	0.0	2348.1	0.08	0.00	0.08	
	1	0.0	0.0	0.0	0.00	0.00	0.00	
	2	0.0	0.0	0.0	0.00	0.00	0.00	
	3	0.0	0.0	0.0	0.00	0.00	0.00	
	4	0.0	0.0	0.0	0.00	0.00	0.00	
	5	0.0	0.0	0.0	0.00	0.00	0.00	
	6	0.0	0.0	0.0	0.00	0.00	0.00	
	合計	14034.0	0.0	14034.0	0.46	0.00	0.46	Ai＝1.664 Co＝0.447
8F	A	6354.4	0.0	6354.4	0.17	0.00	0.17	
	B	6807.0	0.0	6807.0	0.19	0.00	0.19	
	C	2409.6	0.0	2409.6	0.07	0.00	0.07	
	1	0.0	0.0	0.0	0.00	0.00	0.00	
	2	0.0	0.0	0.0	0.00	0.00	0.00	
	3	0.0	0.0	0.0	0.00	0.00	0.00	
	4	0.0	0.0	0.0	0.00	0.00	0.00	
	5	0.0	0.0	0.0	0.00	0.00	0.00	
	6	0.0	0.0	0.0	0.00	0.00	0.00	
	合計	15571.0	0.0	15571.0	0.43	0.00	0.43	Ai＝1.549 Co＝0.447
7F	A	7126.4	0.0	7126.4	0.17	0.00	0.17	
	B	7143.3	0.0	7143.3	0.17	0.00	0.17	
	C	2656.3	0.0	2656.3	0.06	0.00	0.06	
	1	0.0	0.0	0.0	0.00	0.00	0.00	
	2	0.0	0.0	0.0	0.00	0.00	0.00	
	3	0.0	0.0	0.0	0.00	0.00	0.00	
	4	0.0	0.0	0.0	0.00	0.00	0.00	
	5	0.0	0.0	0.0	0.00	0.00	0.00	
	6	0.0	0.0	0.0	0.00	0.00	0.00	
	合計	16926.0	0.0	16926.0	0.40	0.00	0.40	Ai＝1.449 Co＝0.447
6F	A	7666.1	0.0	7666.1	0.16	0.00	0.16	
	B	7661.9	0.0	7661.9	0.16	0.00	0.16	
	C	2777.6	0.0	2777.6	0.06	0.00	0.06	
	1	0.0	0.0	0.0	0.00	0.00	0.00	
	2	0.0	0.0	0.0	0.00	0.00	0.00	
	3	0.0	0.0	0.0	0.00	0.00	0.00	
	4	0.0	0.0	0.0	0.00	0.00	0.00	
	5	0.0	0.0	0.0	0.00	0.00	0.00	
	6	0.0	0.0	0.0	0.00	0.00	0.00	
	合計	18105.6	0.0	18105.6	0.37	0.00	0.37	Ai＝1.361 Co＝0.447
5F	A	8126.8	0.0	8126.8	0.15	0.00	0.15	
	B	8229.6	0.0	8229.6	0.15	0.00	0.15	
	C	2759.2	0.0	2759.2	0.05	0.00	0.05	

階名	フレーム名	Q			Q／ΣＷｉ			
		柱	壁	合計	柱	壁	合計	
5F	1	0.0	0.0	0.0	0.00	0.00	0.00	
	2	0.0	0.0	0.0	0.00	0.00	0.00	
	3	0.0	0.0	0.0	0.00	0.00	0.00	
	4	0.0	0.0	0.0	0.00	0.00	0.00	
	5	0.0	0.0	0.0	0.00	0.00	0.00	
	6	0.0	0.0	0.0	0.00	0.00	0.00	
	合計	19115.6	0.0	19115.6	0.35	0.00	0.35	Ai＝1.280 Co＝0.447
4F	A	8486.2	0.0	8486.2	0.14	0.00	0.14	
	B	8370.4	0.0	8370.4	0.14	0.00	0.14	
	C	3116.5	0.0	3116.5	0.05	0.00	0.05	
	1	0.0	0.0	0.0	0.00	0.00	0.00	
	2	0.0	0.0	0.0	0.00	0.00	0.00	
	3	0.0	0.0	0.0	0.00	0.00	0.00	
	4	0.0	0.0	0.0	0.00	0.00	0.00	
	5	0.0	0.0	0.0	0.00	0.00	0.00	
	6	0.0	0.0	0.0	0.00	0.00	0.00	
	合計	19973.0	0.0	19973.0	0.33	0.00	0.33	Ai＝1.205 Co＝0.447
3F	A	8729.6	0.0	8729.6	0.13	0.00	0.13	
	B	8724.2	0.0	8724.2	0.13	0.00	0.13	
	C	3217.0	0.0	3217.0	0.05	0.00	0.05	
	1	0.0	0.0	0.0	0.00	0.00	0.00	
	2	0.0	0.0	0.0	0.00	0.00	0.00	
	3	0.0	0.0	0.0	0.00	0.00	0.00	
	4	0.0	0.0	0.0	0.00	0.00	0.00	
	5	0.0	0.0	0.0	0.00	0.00	0.00	
	6	0.0	0.0	0.0	0.00	0.00	0.00	
	合計	20670.8	0.0	20670.8	0.31	0.00	0.31	Ai＝1.133 Co＝0.447
2F	A	8998.3	0.0	8998.3	0.12	0.00	0.12	
	B	9204.1	0.0	9204.1	0.13	0.00	0.13	
	C	3002.6	0.0	3002.6	0.04	0.00	0.04	
	1	0.0	0.0	0.0	0.00	0.00	0.00	
	2	0.0	0.0	0.0	0.00	0.00	0.00	
	3	0.0	0.0	0.0	0.00	0.00	0.00	
	4	0.0	0.0	0.0	0.00	0.00	0.00	
	5	0.0	0.0	0.0	0.00	0.00	0.00	
	6	0.0	0.0	0.0	0.00	0.00	0.00	
	合計	21205.0	0.0	21205.0	0.29	0.00	0.29	Ai＝1.065 Co＝0.447
1F	A	8655.2	0.0	8655.2	0.11	0.00	0.11	
	B	8341.4	0.0	8341.4	0.11	0.00	0.11	
	C	4582.7	0.0	4582.7	0.06	0.00	0.06	
	1	0.0	0.0	0.0	0.00	0.00	0.00	
	2	0.0	0.0	0.0	0.00	0.00	0.00	
	3	0.0	0.0	0.0	0.00	0.00	0.00	
	4	0.0	0.0	0.0	0.00	0.00	0.00	
	5	0.0	0.0	0.0	0.00	0.00	0.00	
	6	0.0	0.0	0.0	0.00	0.00	0.00	
	合計	21579.3	0.0	21579.3	0.28	0.00	0.28	Ai＝1.000 Co＝0.447

Ｘ方向負加力時　（ 第2種地盤 Z＝1.00 T＝1.56 Rt＝0.62 ）

階名	フレーム名	Q			Q／ΣＷｉ		
		柱	壁	合計	柱	壁	合計
13F	A	2037.8	0.0	2037.8	0.28	0.00	0.28
	B	2364.4	0.0	2364.4	0.33	0.00	0.33
	C	1090.6	0.0	1090.6	0.15	0.00	0.15
	1	0.0	0.0	0.0	0.00	0.00	0.00
	2	0.0	0.0	0.0	0.00	0.00	0.00
	3	0.0	0.0	0.0	0.00	0.00	0.00
	4	0.0	0.0	0.0	0.00	0.00	0.00
	5	0.0	0.0	0.0	0.00	0.00	0.00
	6	0.0	0.0	0.0	0.00	0.00	0.00
	合計	5492.9	0.0	5492.9	0.76	0.00	0.76	Ai＝2.757 Co＝0.447
12F	A	3211.5	0.0	3211.5	0.25	0.00	0.25
	B	3564.4	0.0	3564.4	0.27	0.00	0.27
	C	1328.7	0.0	1328.7	0.10	0.00	0.10
	1	0.0	0.0	0.0	0.00	0.00	0.00

階名	フレーム名	Q			Q／ΣWi			
		柱	壁	合計	柱	壁	合計	
12F	2	0.0	0.0	0.0	0.00	0.00	0.00	
	3	0.0	0.0	0.0	0.00	0.00	0.00	
	4	0.0	0.0	0.0	0.00	0.00	0.00	
	5	0.0	0.0	0.0	0.00	0.00	0.00	
	6	0.0	0.0	0.0	0.00	0.00	0.00	
	合計	8104.6	0.0	8104.6	0.62	0.00	0.62	Ai＝2.254 Co＝0.447
11F	A	4051.1	0.0	4051.1	0.21	0.00	0.21	
	B	4571.0	0.0	4571.0	0.24	0.00	0.24	
	C	1706.2	0.0	1706.2	0.09	0.00	0.09	
	1	0.0	0.0	0.0	0.00	0.00	0.00	
	2	0.0	0.0	0.0	0.00	0.00	0.00	
	3	0.0	0.0	0.0	0.00	0.00	0.00	
	4	0.0	0.0	0.0	0.00	0.00	0.00	
	5	0.0	0.0	0.0	0.00	0.00	0.00	
	6	0.0	0.0	0.0	0.00	0.00	0.00	
	合計	10328.4	0.0	10328.4	0.55	0.00	0.55	Ai＝1.987 Co＝0.447
10F	A	4839.1	0.0	4839.1	0.20	0.00	0.20	
	B	5381.2	0.0	5381.2	0.22	0.00	0.22	
	C	2076.9	0.0	2076.9	0.08	0.00	0.08	
	1	0.0	0.0	0.0	0.00	0.00	0.00	
	2	0.0	0.0	0.0	0.00	0.00	0.00	
	3	0.0	0.0	0.0	0.00	0.00	0.00	
	4	0.0	0.0	0.0	0.00	0.00	0.00	
	5	0.0	0.0	0.0	0.00	0.00	0.00	
	6	0.0	0.0	0.0	0.00	0.00	0.00	
	合計	12297.3	0.0	12297.3	0.50	0.00	0.50	Ai＝1.804 Co＝0.447
9F	A	5546.8	0.0	5546.8	0.18	0.00	0.18	
	B	6150.0	0.0	6150.0	0.20	0.00	0.20	
	C	2340.4	0.0	2340.4	0.08	0.00	0.08	
	1	0.0	0.0	0.0	0.00	0.00	0.00	
	2	0.0	0.0	0.0	0.00	0.00	0.00	
	3	0.0	0.0	0.0	0.00	0.00	0.00	
	4	0.0	0.0	0.0	0.00	0.00	0.00	
	5	0.0	0.0	0.0	0.00	0.00	0.00	
	6	0.0	0.0	0.0	0.00	0.00	0.00	
	合計	14037.1	0.0	14037.1	0.46	0.00	0.46	Ai＝1.664 Co＝0.447
8F	A	6344.8	0.0	6344.8	0.17	0.00	0.17	
	B	6813.9	0.0	6813.9	0.19	0.00	0.19	
	C	2415.7	0.0	2415.7	0.07	0.00	0.07	
	1	0.0	0.0	0.0	0.00	0.00	0.00	
	2	0.0	0.0	0.0	0.00	0.00	0.00	
	3	0.0	0.0	0.0	0.00	0.00	0.00	
	4	0.0	0.0	0.0	0.00	0.00	0.00	
	5	0.0	0.0	0.0	0.00	0.00	0.00	
	6	0.0	0.0	0.0	0.00	0.00	0.00	
	合計	15574.4	0.0	15574.4	0.43	0.00	0.43	Ai＝1.549 Co＝0.447
7F	A	7118.4	0.0	7118.4	0.17	0.00	0.17	
	B	7148.5	0.0	7148.5	0.17	0.00	0.17	
	C	2662.8	0.0	2662.8	0.06	0.00	0.06	
	1	0.0	0.0	0.0	0.00	0.00	0.00	
	2	0.0	0.0	0.0	0.00	0.00	0.00	
	3	0.0	0.0	0.0	0.00	0.00	0.00	
	4	0.0	0.0	0.0	0.00	0.00	0.00	
	5	0.0	0.0	0.0	0.00	0.00	0.00	
	6	0.0	0.0	0.0	0.00	0.00	0.00	
	合計	16929.8	0.0	16929.8	0.40	0.00	0.40	Ai＝1.449 Co＝0.447
6F	A	7656.0	0.0	7656.0	0.16	0.00	0.16	
	B	7669.5	0.0	7669.5	0.16	0.00	0.16	
	C	2784.1	0.0	2784.1	0.06	0.00	0.06	
	1	0.0	0.0	0.0	0.00	0.00	0.00	
	2	0.0	0.0	0.0	0.00	0.00	0.00	
	3	0.0	0.0	0.0	0.00	0.00	0.00	
	4	0.0	0.0	0.0	0.00	0.00	0.00	
	5	0.0	0.0	0.0	0.00	0.00	0.00	
	6	0.0	0.0	0.0	0.00	0.00	0.00	

階名	フレーム名	Q			Q／ΣWi			
		柱	壁	合計	柱	壁	合計	
6F	合計	18109.6	0.0	18109.6	0.37	0.00	0.37	Ai＝1.361 Co＝0.447
5F	A	8118.9	0.0	8118.9	0.15	0.00	0.15	
	B	8233.0	0.0	8233.0	0.15	0.00	0.15	
	C	2767.9	0.0	2767.9	0.05	0.00	0.05	
	1	0.0	0.0	0.0	0.00	0.00	0.00	
	2	0.0	0.0	0.0	0.00	0.00	0.00	
	3	0.0	0.0	0.0	0.00	0.00	0.00	
	4	0.0	0.0	0.0	0.00	0.00	0.00	
	5	0.0	0.0	0.0	0.00	0.00	0.00	
	6	0.0	0.0	0.0	0.00	0.00	0.00	
	合計	19119.9	0.0	19119.9	0.35	0.00	0.35	Ai＝1.280 Co＝0.447
4F	A	8474.9	0.0	8474.9	0.14	0.00	0.14	
	B	8378.1	0.0	8378.1	0.14	0.00	0.14	
	C	3124.4	0.0	3124.4	0.05	0.00	0.05	
	1	0.0	0.0	0.0	0.00	0.00	0.00	
	2	0.0	0.0	0.0	0.00	0.00	0.00	
	3	0.0	0.0	0.0	0.00	0.00	0.00	
	4	0.0	0.0	0.0	0.00	0.00	0.00	
	5	0.0	0.0	0.0	0.00	0.00	0.00	
	6	0.0	0.0	0.0	0.00	0.00	0.00	
	合計	19977.5	0.0	19977.5	0.33	0.00	0.33	Ai＝1.205 Co＝0.447
3F	A	8721.1	0.0	8721.1	0.13	0.00	0.13	
	B	8730.9	0.0	8730.9	0.13	0.00	0.13	
	C	3223.6	0.0	3223.6	0.05	0.00	0.05	
	1	0.0	0.0	0.0	0.00	0.00	0.00	
	2	0.0	0.0	0.0	0.00	0.00	0.00	
	3	0.0	0.0	0.0	0.00	0.00	0.00	
	4	0.0	0.0	0.0	0.00	0.00	0.00	
	5	0.0	0.0	0.0	0.00	0.00	0.00	
	6	0.0	0.0	0.0	0.00	0.00	0.00	
	合計	20675.5	0.0	20675.5	0.31	0.00	0.31	Ai＝1.133 Co＝0.447
2F	A	8998.7	0.0	8998.7	0.12	0.00	0.12	
	B	9203.0	0.0	9203.0	0.13	0.00	0.13	
	C	3007.8	0.0	3007.8	0.04	0.00	0.04	
	1	0.0	0.0	0.0	0.00	0.00	0.00	
	2	0.0	0.0	0.0	0.00	0.00	0.00	
	3	0.0	0.0	0.0	0.00	0.00	0.00	
	4	0.0	0.0	0.0	0.00	0.00	0.00	
	5	0.0	0.0	0.0	0.00	0.00	0.00	
	6	0.0	0.0	0.0	0.00	0.00	0.00	
	合計	21209.5	0.0	21209.5	0.29	0.00	0.29	Ai＝1.065 Co＝0.447
1F	A	8643.3	0.0	8643.3	0.11	0.00	0.11	
	B	8350.9	0.0	8350.9	0.11	0.00	0.11	
	C	4589.9	0.0	4589.9	0.06	0.00	0.06	
	1	0.0	0.0	0.0	0.00	0.00	0.00	
	2	0.0	0.0	0.0	0.00	0.00	0.00	
	3	0.0	0.0	0.0	0.00	0.00	0.00	
	4	0.0	0.0	0.0	0.00	0.00	0.00	
	5	0.0	0.0	0.0	0.00	0.00	0.00	
	6	0.0	0.0	0.0	0.00	0.00	0.00	
	合計	21584.1	0.0	21584.1	0.28	0.00	0.28	Ai＝1.000 Co＝0.447

Ｙ方向正加力時　（ 第2種地盤 Z＝1.00 T＝1.56 Rt＝0.62 ）

階名	フレーム名	Q			Q／ΣWi		
		柱	壁	合計	柱	壁	合計
13F	1	1132.7	0.0	1132.7	0.16	0.00	0.16
	2	1111.1	0.0	1111.1	0.15	0.00	0.15
	3	1067.8	0.0	1067.8	0.15	0.00	0.15
	4	1075.8	0.0	1075.8	0.15	0.00	0.15
	5	1122.5	0.0	1122.5	0.16	0.00	0.16
	6	1118.4	0.0	1118.4	0.15	0.00	0.15
	A	0.0	0.0	0.0	0.00	0.00	0.00
	B	0.0	0.0	0.0	0.00	0.00	0.00
	C	0.0	0.0	0.0	0.00	0.00	0.00
	合計	6628.4	0.0	6628.4	0.92	0.00	0.92	Ai＝2.757 Co＝0.540

階名	フレーム名	Q			Q／ΣWi			
		柱	壁	合計	柱	壁	合計	
12F	1	1620.6	0.0	1620.6	0.12	0.00	0.12	
	2	1654.1	0.0	1654.1	0.13	0.00	0.13	
	3	1634.6	0.0	1634.6	0.13	0.00	0.13	
	4	1627.9	0.0	1627.9	0.12	0.00	0.12	
	5	1642.5	0.0	1642.5	0.13	0.00	0.13	
	6	1600.4	0.0	1600.4	0.12	0.00	0.12	
	A	0.0	0.0	0.0	0.00	0.00	0.00	
	B	0.0	0.0	0.0	0.00	0.00	0.00	
	C	0.0	0.0	0.0	0.00	0.00	0.00	
	合計	9780.0	0.0	9780.0	0.75	0.00	0.75	Ai＝2.254 Co＝0.540
11F	1	1977.8	0.0	1977.8	0.10	0.00	0.10	
	2	2153.2	0.0	2153.2	0.11	0.00	0.11	
	3	2135.2	0.0	2135.2	0.11	0.00	0.11	
	4	2119.7	0.0	2119.7	0.11	0.00	0.11	
	5	2127.4	0.0	2127.4	0.11	0.00	0.11	
	6	1950.2	0.0	1950.2	0.10	0.00	0.10	
	A	0.0	0.0	0.0	0.00	0.00	0.00	
	B	0.0	0.0	0.0	0.00	0.00	0.00	
	C	0.0	0.0	0.0	0.00	0.00	0.00	
	合計	12463.5	0.0	12463.5	0.66	0.00	0.66	Ai＝1.987 Co＝0.540
10F	1	2202.2	0.0	2202.2	0.09	0.00	0.09	
	2	2629.8	0.0	2629.8	0.11	0.00	0.11	
	3	2620.0	0.0	2620.0	0.11	0.00	0.11	
	4	2606.1	0.0	2606.1	0.11	0.00	0.11	
	5	2604.8	0.0	2604.8	0.11	0.00	0.11	
	6	2176.6	0.0	2176.6	0.09	0.00	0.09	
	A	0.0	0.0	0.0	0.00	0.00	0.00	
	B	0.0	0.0	0.0	0.00	0.00	0.00	
	C	0.0	0.0	0.0	0.00	0.00	0.00	
	合計	14839.4	0.0	14839.4	0.60	0.00	0.60	Ai＝1.804 Co＝0.540
9F	1	2564.7	0.0	2564.7	0.08	0.00	0.08	
	2	2967.5	0.0	2967.5	0.10	0.00	0.10	
	3	2962.9	0.0	2962.9	0.10	0.00	0.10	
	4	2948.1	0.0	2948.1	0.10	0.00	0.10	
	5	2942.6	0.0	2942.6	0.10	0.00	0.10	
	6	2553.0	0.0	2553.0	0.08	0.00	0.08	
	A	0.0	0.0	0.0	0.00	0.00	0.00	
	B	0.0	0.0	0.0	0.00	0.00	0.00	
	C	0.0	0.0	0.0	0.00	0.00	0.00	
	合計	16938.8	0.0	16938.8	0.55	0.00	0.55	Ai＝1.664 Co＝0.540
8F	1	2633.9	0.0	2633.9	0.07	0.00	0.07	
	2	3388.8	0.0	3388.8	0.09	0.00	0.09	
	3	3397.5	0.0	3397.5	0.09	0.00	0.09	
	4	3376.4	0.0	3376.4	0.09	0.00	0.09	
	5	3362.1	0.0	3362.1	0.09	0.00	0.09	
	6	2635.4	0.0	2635.4	0.07	0.00	0.07	
	A	0.0	0.0	0.0	0.00	0.00	0.00	
	B	0.0	0.0	0.0	0.00	0.00	0.00	
	C	0.0	0.0	0.0	0.00	0.00	0.00	
	合計	18794.0	0.0	18794.0	0.51	0.00	0.51	Ai＝1.549 Co＝0.540
7F	1	2714.7	0.0	2714.7	0.06	0.00	0.06	
	2	3755.1	0.0	3755.1	0.09	0.00	0.09	
	3	3757.8	0.0	3757.8	0.09	0.00	0.09	
	4	3743.3	0.0	3743.3	0.09	0.00	0.09	
	5	3741.3	0.0	3741.3	0.09	0.00	0.09	
	6	2717.4	0.0	2717.4	0.06	0.00	0.06	
	A	0.0	0.0	0.0	0.00	0.00	0.00	
	B	0.0	0.0	0.0	0.00	0.00	0.00	
	C	0.0	0.0	0.0	0.00	0.00	0.00	
	合計	20429.5	0.0	20429.5	0.48	0.00	0.48	Ai＝1.449 Co＝0.540
6F	1	3042.8	0.0	3042.8	0.06	0.00	0.06	
	2	3947.1	0.0	3947.1	0.08	0.00	0.08	
	3	3946.1	0.0	3946.1	0.08	0.00	0.08	
	4	3934.2	0.0	3934.2	0.08	0.00	0.08	
	5	3934.1	0.0	3934.1	0.08	0.00	0.08	

階名	フレーム名	Q			Q／ΣWi			
		柱	壁	合計	柱	壁	合計	
6F	6	3049.1	0.0	3049.1	0.06	0.00	0.06	
	A	0.0	0.0	0.0	0.00	0.00	0.00	
	B	0.0	0.0	0.0	0.00	0.00	0.00	
	C	0.0	0.0	0.0	0.00	0.00	0.00	
	合計	21853.3	0.0	21853.3	0.45	0.00	0.45	Ai＝1.361 Co＝0.540
5F	1	3265.0	0.0	3265.0	0.06	0.00	0.06	
	2	4154.2	0.0	4154.2	0.08	0.00	0.08	
	3	4128.7	0.0	4128.7	0.08	0.00	0.08	
	4	4122.6	0.0	4122.6	0.08	0.00	0.08	
	5	4150.0	0.0	4150.0	0.08	0.00	0.08	
	6	3252.0	0.0	3252.0	0.06	0.00	0.06	
	A	0.0	0.0	0.0	0.00	0.00	0.00	
	B	0.0	0.0	0.0	0.00	0.00	0.00	
	C	0.0	0.0	0.0	0.00	0.00	0.00	
	合計	23072.4	0.0	23072.4	0.43	0.00	0.43	Ai＝1.280 Co＝0.540
4F	1	2098.2	0.0	2098.2	0.03	0.00	0.03	
	2	4971.4	0.0	4971.4	0.08	0.00	0.08	
	3	5001.3	0.0	5001.3	0.08	0.00	0.08	
	4	4975.4	0.0	4975.4	0.08	0.00	0.08	
	5	4944.5	0.0	4944.5	0.08	0.00	0.08	
	6	2116.5	0.0	2116.5	0.04	0.00	0.04	
	A	0.0	0.0	0.0	0.00	0.00	0.00	
	B	0.0	0.0	0.0	0.00	0.00	0.00	
	C	0.0	0.0	0.0	0.00	0.00	0.00	
	合計	24107.3	0.0	24107.3	0.40	0.00	0.40	Ai＝1.205 Co＝0.540
3F	1	2991.0	0.0	2991.0	0.05	0.00	0.05	
	2	4750.8	0.0	4750.8	0.07	0.00	0.07	
	3	4753.7	0.0	4753.7	0.07	0.00	0.07	
	4	4731.6	0.0	4731.6	0.07	0.00	0.07	
	5	4729.6	0.0	4729.6	0.07	0.00	0.07	
	6	2992.9	0.0	2992.9	0.05	0.00	0.05	
	A	0.0	0.0	0.0	0.00	0.00	0.00	
	B	0.0	0.0	0.0	0.00	0.00	0.00	
	C	0.0	0.0	0.0	0.00	0.00	0.00	
	合計	24949.6	0.0	24949.6	0.38	0.00	0.38	Ai＝1.133 Co＝0.540
2F	1	2830.4	0.0	2830.4	0.04	0.00	0.04	
	2	5017.0	0.0	5017.0	0.07	0.00	0.07	
	3	4969.1	0.0	4969.1	0.07	0.00	0.07	
	4	4978.6	0.0	4978.6	0.07	0.00	0.07	
	5	4992.6	0.0	4992.6	0.07	0.00	0.07	
	6	2806.5	0.0	2806.5	0.04	0.00	0.04	
	A	0.0	0.0	0.0	0.00	0.00	0.00	
	B	0.0	0.0	0.0	0.00	0.00	0.00	
	C	0.0	0.0	0.0	0.00	0.00	0.00	
	合計	25594.3	0.0	25594.3	0.35	0.00	0.35	Ai＝1.065 Co＝0.540
1F	1	3752.1	0.0	3752.1	0.05	0.00	0.05	
	2	4685.6	0.0	4685.6	0.06	0.00	0.06	
	3	4580.8	0.0	4580.8	0.06	0.00	0.06	
	4	4625.6	0.0	4625.6	0.06	0.00	0.06	
	5	4699.6	0.0	4699.6	0.06	0.00	0.06	
	6	3702.0	0.0	3702.0	0.05	0.00	0.05	
	A	0.0	0.0	0.0	0.00	0.00	0.00	
	B	0.0	0.0	0.0	0.00	0.00	0.00	
	C	0.0	0.0	0.0	0.00	0.00	0.00	
	合計	26045.7	0.0	26045.7	0.33	0.00	0.33	Ai＝1.000 Co＝0.540

Ｙ方向負加力時　（ 第2種地盤 Z＝1.00 T＝1.56 Rt＝0.62 ）

階名	フレーム名	Q			Q／ΣWi		
		柱	壁	合計	柱	壁	合計
13F	1	1099.6	0.0	1099.6	0.15	0.00	0.15
	2	1125.7	0.0	1125.7	0.16	0.00	0.16
	3	1105.0	0.0	1105.0	0.15	0.00	0.15
	4	1100.1	0.0	1100.1	0.15	0.00	0.15
	5	1120.4	0.0	1120.4	0.15	0.00	0.15
	6	1089.8	0.0	1089.8	0.15	0.00	0.15

階名	フレーム名	Q			Q／ΣWi			
		柱	壁	合計	柱	壁	合計	
13F	A	0.0	0.0	0.0	0.00	0.00	0.00	
	B	0.0	0.0	0.0	0.00	0.00	0.00	
	C	0.0	0.0	0.0	0.00	0.00	0.00	
	合計	6640.6	0.0	6640.6	0.92	0.00	0.92	Ai＝2.757 Co＝0.541
12F	1	1608.8	0.0	1608.8	0.12	0.00	0.12	
	2	1662.5	0.0	1662.5	0.13	0.00	0.13	
	3	1654.6	0.0	1654.6	0.13	0.00	0.13	
	4	1639.9	0.0	1639.9	0.13	0.00	0.13	
	5	1640.6	0.0	1640.6	0.13	0.00	0.13	
	6	1591.5	0.0	1591.5	0.12	0.00	0.12	
	A	0.0	0.0	0.0	0.00	0.00	0.00	
	B	0.0	0.0	0.0	0.00	0.00	0.00	
	C	0.0	0.0	0.0	0.00	0.00	0.00	
	合計	9798.0	0.0	9798.0	0.75	0.00	0.75	Ai＝2.254 Co＝0.541
11F	1	1977.1	0.0	1977.1	0.10	0.00	0.10	
	2	2156.8	0.0	2156.8	0.11	0.00	0.11	
	3	2151.9	0.0	2151.9	0.11	0.00	0.11	
	4	2126.9	0.0	2126.9	0.11	0.00	0.11	
	5	2124.7	0.0	2124.7	0.11	0.00	0.11	
	6	1949.0	0.0	1949.0	0.10	0.00	0.10	
	A	0.0	0.0	0.0	0.00	0.00	0.00	
	B	0.0	0.0	0.0	0.00	0.00	0.00	
	C	0.0	0.0	0.0	0.00	0.00	0.00	
	合計	12486.4	0.0	12486.4	0.66	0.00	0.66	Ai＝1.987 Co＝0.541
10F	1	2264.6	0.0	2264.6	0.09	0.00	0.09	
	2	2602.9	0.0	2602.9	0.11	0.00	0.11	
	3	2599.1	0.0	2599.1	0.10	0.00	0.10	
	4	2588.1	0.0	2588.1	0.10	0.00	0.10	
	5	2576.3	0.0	2576.3	0.10	0.00	0.10	
	6	2235.8	0.0	2235.8	0.09	0.00	0.09	
	A	0.0	0.0	0.0	0.00	0.00	0.00	
	B	0.0	0.0	0.0	0.00	0.00	0.00	
	C	0.0	0.0	0.0	0.00	0.00	0.00	
	合計	14866.7	0.0	14866.7	0.60	0.00	0.60	Ai＝1.804 Co＝0.541
9F	1	2622.9	0.0	2622.9	0.09	0.00	0.09	
	2	2942.4	0.0	2942.4	0.10	0.00	0.10	
	3	2929.6	0.0	2929.6	0.10	0.00	0.10	
	4	2939.9	0.0	2939.9	0.10	0.00	0.10	
	5	2935.0	0.0	2935.0	0.10	0.00	0.10	
	6	2600.3	0.0	2600.3	0.08	0.00	0.08	
	A	0.0	0.0	0.0	0.00	0.00	0.00	
	B	0.0	0.0	0.0	0.00	0.00	0.00	
	C	0.0	0.0	0.0	0.00	0.00	0.00	
	合計	16970.1	0.0	16970.1	0.55	0.00	0.55	Ai＝1.664 Co＝0.541
8F	1	2665.1	0.0	2665.1	0.07	0.00	0.07	
	2	3374.0	0.0	3374.0	0.09	0.00	0.09	
	3	3374.0	0.0	3374.0	0.09	0.00	0.09	
	4	3384.6	0.0	3384.6	0.09	0.00	0.09	
	5	3379.1	0.0	3379.1	0.09	0.00	0.09	
	6	2651.7	0.0	2651.7	0.07	0.00	0.07	
	A	0.0	0.0	0.0	0.00	0.00	0.00	
	B	0.0	0.0	0.0	0.00	0.00	0.00	
	C	0.0	0.0	0.0	0.00	0.00	0.00	
	合計	18828.4	0.0	18828.4	0.52	0.00	0.52	Ai＝1.549 Co＝0.541
7F	1	2725.9	0.0	2725.9	0.06	0.00	0.06	
	2	3751.9	0.0	3751.9	0.09	0.00	0.09	
	3	3743.5	0.0	3743.5	0.09	0.00	0.09	
	4	3759.1	0.0	3759.1	0.09	0.00	0.09	
	5	3768.0	0.0	3768.0	0.09	0.00	0.09	
	6	2718.7	0.0	2718.7	0.06	0.00	0.06	
	A	0.0	0.0	0.0	0.00	0.00	0.00	
	B	0.0	0.0	0.0	0.00	0.00	0.00	
	C	0.0	0.0	0.0	0.00	0.00	0.00	
	合計	20467.1	0.0	20467.1	0.48	0.00	0.48	Ai＝1.449 Co＝0.541
6F	1	3052.1	0.0	3052.1	0.06	0.00	0.06	

階名	フレーム名	Q			Q／ΣWi			
		柱	壁	合計	柱	壁	合計	
6F	2	3941.5	0.0	3941.5	0.08	0.00	0.08	
	3	3940.6	0.0	3940.6	0.08	0.00	0.08	
	4	3955.7	0.0	3955.7	0.08	0.00	0.08	
	5	3955.5	0.0	3955.5	0.08	0.00	0.08	
	6	3048.0	0.0	3048.0	0.06	0.00	0.06	
	A	0.0	0.0	0.0	0.00	0.00	0.00	
	B	0.0	0.0	0.0	0.00	0.00	0.00	
	C	0.0	0.0	0.0	0.00	0.00	0.00	
	合計	21893.5	0.0	21893.5	0.45	0.00	0.45	Ai＝1.361 Co＝0.541
5F	1	3228.7	0.0	3228.7	0.06	0.00	0.06	
	2	4183.6	0.0	4183.6	0.08	0.00	0.08	
	3	4144.9	0.0	4144.9	0.08	0.00	0.08	
	4	4155.8	0.0	4155.8	0.08	0.00	0.08	
	5	4190.5	0.0	4190.5	0.08	0.00	0.08	
	6	3211.3	0.0	3211.3	0.06	0.00	0.06	
	A	0.0	0.0	0.0	0.00	0.00	0.00	
	B	0.0	0.0	0.0	0.00	0.00	0.00	
	C	0.0	0.0	0.0	0.00	0.00	0.00	
	合計	23114.8	0.0	23114.8	0.43	0.00	0.43	Ai＝1.280 Co＝0.541
4F	1	2124.5	0.0	2124.5	0.04	0.00	0.04	
	2	4948.1	0.0	4948.1	0.08	0.00	0.08	
	3	4980.2	0.0	4980.2	0.08	0.00	0.08	
	4	5001.7	0.0	5001.7	0.08	0.00	0.08	
	5	4971.8	0.0	4971.8	0.08	0.00	0.08	
	6	2125.3	0.0	2125.3	0.04	0.00	0.04	
	A	0.0	0.0	0.0	0.00	0.00	0.00	
	B	0.0	0.0	0.0	0.00	0.00	0.00	
	C	0.0	0.0	0.0	0.00	0.00	0.00	
	合計	24151.6	0.0	24151.6	0.40	0.00	0.40	Ai＝1.205 Co＝0.541
3F	1	3011.7	0.0	3011.7	0.05	0.00	0.05	
	2	4750.5	0.0	4750.5	0.07	0.00	0.07	
	3	4735.8	0.0	4735.8	0.07	0.00	0.07	
	4	4743.8	0.0	4743.8	0.07	0.00	0.07	
	5	4750.8	0.0	4750.8	0.07	0.00	0.07	
	6	3002.9	0.0	3002.9	0.05	0.00	0.05	
	A	0.0	0.0	0.0	0.00	0.00	0.00	
	B	0.0	0.0	0.0	0.00	0.00	0.00	
	C	0.0	0.0	0.0	0.00	0.00	0.00	
	合計	24995.5	0.0	24995.5	0.38	0.00	0.38	Ai＝1.133 Co＝0.541
2F	1	2816.3	0.0	2816.3	0.04	0.00	0.04	
	2	5022.8	0.0	5022.8	0.07	0.00	0.07	
	3	5001.2	0.0	5001.2	0.07	0.00	0.07	
	4	5005.0	0.0	5005.0	0.07	0.00	0.07	
	5	5006.2	0.0	5006.2	0.07	0.00	0.07	
	6	2790.0	0.0	2790.0	0.04	0.00	0.04	
	A	0.0	0.0	0.0	0.00	0.00	0.00	
	B	0.0	0.0	0.0	0.00	0.00	0.00	
	C	0.0	0.0	0.0	0.00	0.00	0.00	
	合計	25641.4	0.0	25641.4	0.35	0.00	0.35	Ai＝1.065 Co＝0.541
1F	1	3884.5	0.0	3884.5	0.05	0.00	0.05	
	2	4624.6	0.0	4624.6	0.06	0.00	0.06	
	3	4572.7	0.0	4572.7	0.06	0.00	0.06	
	4	4563.5	0.0	4563.5	0.06	0.00	0.06	
	5	4606.8	0.0	4606.8	0.06	0.00	0.06	
	6	3841.8	0.0	3841.8	0.05	0.00	0.05	
	A	0.0	0.0	0.0	0.00	0.00	0.00	
	B	0.0	0.0	0.0	0.00	0.00	0.00	
	C	0.0	0.0	0.0	0.00	0.00	0.00	
	合計	26094.0	0.0	26094.0	0.33	0.00	0.33	Ai＝1.000 Co＝0.541

U-5.6　構造特性係数

種別　：　部材群としての種別
βu　：　耐力壁またはすじかいの負担する水平耐力の割合
Ds　：　構造特性係数
＊　：　Ds値の直接入力

X方向正加力時

階名	ｸﾞﾙｰﾌﾟ	フレーム			壁			βu	Ds
		Q(kN)	%	種別	Q(kN)	%	種別		
13F	A	5676.74	100.00		0.00	0.00			
	B	0.00	0.00		0.00	0.00			
	C	0.00	0.00		0.00	0.00			
	A+B+C	5676.74		FA	0.00		WA	0.00	0.25
12F	A	8375.92	100.00		0.00	0.00			
	B	0.00	0.00		0.00	0.00			
	C	0.00	0.00		0.00	0.00			
	A+B+C	8375.92		FA	0.00		WA	0.00	0.25
11F	A	10674.13	100.00		0.00	0.00			
	B	0.00	0.00		0.00	0.00			
	C	0.00	0.00		0.00	0.00			
	A+B+C	10674.13		FA	0.00		WA	0.00	0.25
10F	A	12708.97	100.00		0.00	0.00			
	B	0.00	0.00		0.00	0.00			
	C	0.00	0.00		0.00	0.00			
	A+B+C	12708.97		FA	0.00		WA	0.00	0.25
9F	A	14507.02	100.00		0.00	0.00			
	B	0.00	0.00		0.00	0.00			
	C	0.00	0.00		0.00	0.00			
	A+B+C	14507.02		FA	0.00		WA	0.00	0.25
8F	A	16095.79	100.00		0.00	0.00			
	B	0.00	0.00		0.00	0.00			
	C	0.00	0.00		0.00	0.00			
	A+B+C	16095.79		FA	0.00		WA	0.00	0.25
7F	A	17496.47	100.00		0.00	0.00			
	B	0.00	0.00		0.00	0.00			
	C	0.00	0.00		0.00	0.00			
	A+B+C	17496.47		FA	0.00		WA	0.00	0.25
6F	A	18715.87	100.00		0.00	0.00			
	B	0.00	0.00		0.00	0.00			
	C	0.00	0.00		0.00	0.00			
	A+B+C	18715.87		FA	0.00		WA	0.00	0.25
5F	A	19759.93	100.00		0.00	0.00			
	B	0.00	0.00		0.00	0.00			
	C	0.00	0.00		0.00	0.00			
	A+B+C	19759.93		FA	0.00		WA	0.00	0.25
4F	A	20646.24	100.00		0.00	0.00			
	B	0.00	0.00		0.00	0.00			
	C	0.00	0.00		0.00	0.00			
	A+B+C	20646.24		FA	0.00		WA	0.00	0.25
3F	A	21367.65	100.00		0.00	0.00			
	B	0.00	0.00		0.00	0.00			
	C	0.00	0.00		0.00	0.00			
	A+B+C	21367.65		FA	0.00		WA	0.00	0.25
2F	A	21919.80	100.00		0.00	0.00			
	B	0.00	0.00		0.00	0.00			
	C	0.00	0.00		0.00	0.00			
	A+B+C	21919.80		FA	0.00		WA	0.00	0.25
1F	A	22306.68	100.00		0.00	0.00			
	B	0.00	0.00		0.00	0.00			
	C	0.00	0.00		0.00	0.00			
	A+B+C	22306.68		FA	0.00		WA	0.00	0.25

X方向負加力時

階名	ｸﾞﾙｰﾌﾟ	フレーム			壁			βu	Ds
		Q(kN)	%	種別	Q(kN)	%	種別		
13F	A	5678.64	100.00		0.00	0.00			
	B	0.00	0.00		0.00	0.00			
	C	0.00	0.00		0.00	0.00			
	A+B+C	5678.64		FA	0.00		WA	0.00	0.25
12F	A	8378.73	100.00		0.00	0.00			
	B	0.00	0.00		0.00	0.00			
	C	0.00	0.00		0.00	0.00			
	A+B+C	8378.73		FA	0.00		WA	0.00	0.25

X方向負加力時

階名	ｸﾞﾙｰﾌﾟ	フレーム			壁			βu	Ds
		Q(kN)	%	種別	Q(kN)	%	種別		
11F	A	10677.70	100.00		0.00	0.00			
	B	0.00	0.00		0.00	0.00			
	C	0.00	0.00		0.00	0.00			
	A+B+C	10677.70		FA	0.00		WA	0.00	0.25
10F	A	12713.22	100.00		0.00	0.00			
	B	0.00	0.00		0.00	0.00			
	C	0.00	0.00		0.00	0.00			
	A+B+C	12713.22		FA	0.00		WA	0.00	0.25
9F	A	14511.87	100.00		0.00	0.00			
	B	0.00	0.00		0.00	0.00			
	C	0.00	0.00		0.00	0.00			
	A+B+C	14511.87		FA	0.00		WA	0.00	0.25
8F	A	16101.18	100.00		0.00	0.00			
	B	0.00	0.00		0.00	0.00			
	C	0.00	0.00		0.00	0.00			
	A+B+C	16101.18		FA	0.00		WA	0.00	0.25
7F	A	17502.36	100.00		0.00	0.00			
	B	0.00	0.00		0.00	0.00			
	C	0.00	0.00		0.00	0.00			
	A+B+C	17502.36		FA	0.00		WA	0.00	0.25
6F	A	18721.99	100.00		0.00	0.00			
	B	0.00	0.00		0.00	0.00			
	C	0.00	0.00		0.00	0.00			
	A+B+C	18721.99		FA	0.00		WA	0.00	0.25
5F	A	19766.55	100.00		0.00	0.00			
	B	0.00	0.00		0.00	0.00			
	C	0.00	0.00		0.00	0.00			
	A+B+C	19766.55		FA	0.00		WA	0.00	0.25
4F	A	20653.17	100.00		0.00	0.00			
	B	0.00	0.00		0.00	0.00			
	C	0.00	0.00		0.00	0.00			
	A+B+C	20653.17		FA	0.00		WA	0.00	0.25
3F	A	21374.81	100.00		0.00	0.00			
	B	0.00	0.00		0.00	0.00			
	C	0.00	0.00		0.00	0.00			
	A+B+C	21374.81		FA	0.00		WA	0.00	0.25
2F	A	21927.16	100.00		0.00	0.00			
	B	0.00	0.00		0.00	0.00			
	C	0.00	0.00		0.00	0.00			
	A+B+C	21927.16		FA	0.00		WA	0.00	0.25
1F	A	22314.17	100.00		0.00	0.00			
	B	0.00	0.00		0.00	0.00			
	C	0.00	0.00		0.00	0.00			
	A+B+C	22314.17		FA	0.00		WA	0.00	0.25

Y方向正加力時

階名	ｸﾞﾙｰﾌﾟ	フレーム			壁			βu	Ds
		Q(kN)	%	種別	Q(kN)	%	種別		
13F	A	6950.37	100.00		0.00	0.00			
	B	0.00	0.00		0.00	0.00			
	C	0.00	0.00		0.00	0.00			
	A+B+C	6950.37		FA	0.00		WA	0.00	0.25
12F	A	10255.14	100.00		0.00	0.00			
	B	0.00	0.00		0.00	0.00			
	C	0.00	0.00		0.00	0.00			
	A+B+C	10255.14		FA	0.00		WA	0.00	0.25
11F	A	13068.97	100.00		0.00	0.00			
	B	0.00	0.00		0.00	0.00			
	C	0.00	0.00		0.00	0.00			
	A+B+C	13068.97		FA	0.00		WA	0.00	0.25
10F	A	15560.35	100.00		0.00	0.00			
	B	0.00	0.00		0.00	0.00			
	C	0.00	0.00		0.00	0.00			
	A+B+C	15560.35		FA	0.00		WA	0.00	0.25

Y方向正加力時

階名	ｸﾞﾙｰﾌﾟ	フレーム			壁			βu	Ds
		Q(kN)	%	種別	Q(kN)	%	種別		
9F	A	17761.81	100.00		0.00	0.00			
	B	0.00	0.00		0.00	0.00			
	C	0.00	0.00		0.00	0.00			
	A+B+C	17761.81		FA	0.00		WA	0.00	0.25
8F	A	19707.04	100.00		0.00	0.00			
	B	0.00	0.00		0.00	0.00			
	C	0.00	0.00		0.00	0.00			
	A+B+C	19707.04		FA	0.00		WA	0.00	0.25
7F	A	21422.00	100.00		0.00	0.00			
	B	0.00	0.00		0.00	0.00			
	C	0.00	0.00		0.00	0.00			
	A+B+C	21422.00		FA	0.00		WA	0.00	0.25
6F	A	22914.96	100.00		0.00	0.00			
	B	0.00	0.00		0.00	0.00			
	C	0.00	0.00		0.00	0.00			
	A+B+C	22914.96		FA	0.00		WA	0.00	0.25
5F	A	24193.27	100.00		0.00	0.00			
	B	0.00	0.00		0.00	0.00			
	C	0.00	0.00		0.00	0.00			
	A+B+C	24193.27		FA	0.00		WA	0.00	0.25
4F	A	25278.43	100.00		0.00	0.00			
	B	0.00	0.00		0.00	0.00			
	C	0.00	0.00		0.00	0.00			
	A+B+C	25278.43		FA	0.00		WA	0.00	0.25
3F	A	26161.69	100.00		0.00	0.00			
	B	0.00	0.00		0.00	0.00			
	C	0.00	0.00		0.00	0.00			
	A+B+C	26161.69		FA	0.00		WA	0.00	0.25
2F	A	26837.73	100.00		0.00	0.00			
	B	0.00	0.00		0.00	0.00			
	C	0.00	0.00		0.00	0.00			
	A+B+C	26837.73		FA	0.00		WA	0.00	0.25
1F	A	27310.71	100.00		0.00	0.00			
	B	0.00	0.00		0.00	0.00			
	C	0.00	0.00		0.00	0.00			
	A+B+C	27310.71		FA	0.00		WA	0.00	0.25

Y方向負加力時

階名	ｸﾞﾙｰﾌﾟ	フレーム			壁			βu	Ds
		Q(kN)	%	種別	Q(kN)	%	種別		
13F	A	6918.50	100.00		0.00	0.00			
	B	0.00	0.00		0.00	0.00			
	C	0.00	0.00		0.00	0.00			
	A+B+C	6918.50		FA	0.00		WA	0.00	0.25
12F	A	10208.12	100.00		0.00	0.00			
	B	0.00	0.00		0.00	0.00			
	C	0.00	0.00		0.00	0.00			
	A+B+C	10208.12		FA	0.00		WA	0.00	0.25
11F	A	13009.05	100.00		0.00	0.00			
	B	0.00	0.00		0.00	0.00			
	C	0.00	0.00		0.00	0.00			
	A+B+C	13009.05		FA	0.00		WA	0.00	0.25
10F	A	15489.00	100.00		0.00	0.00			
	B	0.00	0.00		0.00	0.00			
	C	0.00	0.00		0.00	0.00			
	A+B+C	15489.00		FA	0.00		WA	0.00	0.25
9F	A	17680.36	100.00		0.00	0.00			
	B	0.00	0.00		0.00	0.00			
	C	0.00	0.00		0.00	0.00			
	A+B+C	17680.36		FA	0.00		WA	0.00	0.25
8F	A	19616.68	100.00		0.00	0.00			
	B	0.00	0.00		0.00	0.00			
	C	0.00	0.00		0.00	0.00			
	A+B+C	19616.68		FA	0.00		WA	0.00	0.25

Ｙ方向負加力時

階名	ｸﾞﾙｰﾌﾟ	フレーム			壁			βu	Ds
		Q(kN)	%	種別	Q(kN)	%	種別		
7F	A	21323.78	100.00		0.00	0.00			
	B	0.00	0.00		0.00	0.00			
	C	0.00	0.00		0.00	0.00			
	A+B+C	21323.78		FA	0.00		WA	0.00	0.25
6F	A	22809.89	100.00		0.00	0.00			
	B	0.00	0.00		0.00	0.00			
	C	0.00	0.00		0.00	0.00			
	A+B+C	22809.89		FA	0.00		WA	0.00	0.25
5F	A	24082.34	100.00		0.00	0.00			
	B	0.00	0.00		0.00	0.00			
	C	0.00	0.00		0.00	0.00			
	A+B+C	24082.34		FA	0.00		WA	0.00	0.25
4F	A	25162.52	100.00		0.00	0.00			
	B	0.00	0.00		0.00	0.00			
	C	0.00	0.00		0.00	0.00			
	A+B+C	25162.52		FA	0.00		WA	0.00	0.25
3F	A	26041.73	100.00		0.00	0.00			
	B	0.00	0.00		0.00	0.00			
	C	0.00	0.00		0.00	0.00			
	A+B+C	26041.73		FA	0.00		WA	0.00	0.25
2F	A	26714.67	100.00		0.00	0.00			
	B	0.00	0.00		0.00	0.00			
	C	0.00	0.00		0.00	0.00			
	A+B+C	26714.67		FA	0.00		WA	0.00	0.25
1F	A	27186.18	100.00		0.00	0.00			
	B	0.00	0.00		0.00	0.00			
	C	0.00	0.00		0.00	0.00			
	A+B+C	27186.18		FA	0.00		WA	0.00	0.25

U-5.7　必要保有水平耐力

Ci　：層せん断力係数
ΣWi　：層重量　(kN)
Qud　：各階の水平力　(kN)
Qun　：必要保有水平耐力　(kN)
U　：用途係数(1.00)
＊　：Ds値の直接入力
＋　：Ds値の割増がされている

Fs　：剛性率に応じた数値
Fe　：偏心率に応じた数値
Fes　：形状係数
Ds　：構造特性係数

Ｘ方向正加力時

階名	Ci	ΣWi	Qud	Fs	Fe	Fes	Ds	Qun
13F	1.697	7237.5	12281.0	1.000	1.000	1.000	0.25	3070.3
12F	1.387	13061.1	18120.5	1.000	1.000	1.000	0.25	4530.1
11F	1.223	18884.7	23092.4	1.000	1.000	1.000	0.25	5773.1
10F	1.110	24767.4	27494.6	1.000	1.000	1.000	0.25	6873.6
9F	1.024	30650.1	31384.4	1.000	1.000	1.000	0.25	7846.1
8F	0.953	36532.8	34821.6	1.000	1.000	1.000	0.25	8705.4
7F	0.892	42435.9	37851.9	1.000	1.000	1.000	0.25	9463.0
6F	0.837	48346.2	40489.9	1.000	1.000	1.000	0.25	10122.5
5F	0.788	54256.5	42748.6	1.000	1.000	1.000	0.25	10687.1
4F	0.741	60255.1	44666.0	1.000	1.000	1.000	0.25	11166.5
3F	0.697	66302.8	46226.7	1.000	1.000	1.000	0.25	11556.7
2F	0.655	72350.5	47421.3	1.000	1.000	1.000	0.25	11855.3
1F	0.615	78419.6	48258.2	1.000	1.000	1.000	0.25	12064.6

Ｘ方向負加力時

階名	Ci	ΣWi	Qud	Fs	Fe	Fes	Ds	Qun
13F	1.697	7237.5	12281.0	1.000	1.000	1.000	0.25	3070.3
12F	1.387	13061.1	18120.5	1.000	1.000	1.000	0.25	4530.1
11F	1.223	18884.7	23092.4	1.000	1.000	1.000	0.25	5773.1
10F	1.110	24767.4	27494.6	1.000	1.000	1.000	0.25	6873.6
9F	1.024	30650.1	31384.4	1.000	1.000	1.000	0.25	7846.1
8F	0.953	36532.8	34821.6	1.000	1.000	1.000	0.25	8705.4
7F	0.892	42435.9	37851.9	1.000	1.000	1.000	0.25	9463.0

X方向負加力時

階名	Ci	ΣWi	Qud	Fs	Fe	Fes	Ds	Qun
6F	0.837	48346.2	40489.9	1.000	1.000	1.000	0.25	10122.5
5F	0.788	54256.5	42748.6	1.000	1.000	1.000	0.25	10687.1
4F	0.741	60255.1	44666.0	1.000	1.000	1.000	0.25	11166.5
3F	0.697	66302.8	46226.7	1.000	1.000	1.000	0.25	11556.7
2F	0.655	72350.5	47421.3	1.000	1.000	1.000	0.25	11855.3
1F	0.615	78419.6	48258.2	1.000	1.000	1.000	0.25	12064.6

Y方向正加力時

階名	Ci	ΣWi	Qud	Fs	Fe	Fes	Ds	Qun
13F	1.697	7237.5	12281.0	1.000	1.000	1.000	0.25	3070.3
12F	1.387	13061.1	18120.5	1.000	1.000	1.000	0.25	4530.1
11F	1.223	18884.7	23092.4	1.000	1.000	1.000	0.25	5773.1
10F	1.110	24767.4	27494.6	1.000	1.000	1.000	0.25	6873.6
9F	1.024	30650.1	31384.4	1.000	1.000	1.000	0.25	7846.1
8F	0.953	36532.8	34821.6	1.000	1.000	1.000	0.25	8705.4
7F	0.892	42435.9	37851.9	1.000	1.000	1.000	0.25	9463.0
6F	0.837	48346.2	40489.9	1.000	1.000	1.000	0.25	10122.5
5F	0.788	54256.5	42748.6	1.000	1.000	1.000	0.25	10687.1
4F	0.741	60255.1	44666.0	1.000	1.000	1.000	0.25	11166.5
3F	0.697	66302.8	46226.7	1.000	1.000	1.000	0.25	11556.7
2F	0.655	72350.5	47421.3	1.000	1.000	1.000	0.25	11855.3
1F	0.615	78419.6	48258.2	1.000	1.000	1.000	0.25	12064.6

Y方向負加力時

階名	Ci	ΣWi	Qud	Fs	Fe	Fes	Ds	Qun
13F	1.697	7237.5	12281.0	1.000	1.000	1.000	0.25	3070.3
12F	1.387	13061.1	18120.5	1.000	1.000	1.000	0.25	4530.1
11F	1.223	18884.7	23092.4	1.000	1.000	1.000	0.25	5773.1
10F	1.110	24767.4	27494.6	1.000	1.000	1.000	0.25	6873.6
9F	1.024	30650.1	31384.4	1.000	1.000	1.000	0.25	7846.1
8F	0.953	36532.8	34821.6	1.000	1.000	1.000	0.25	8705.4
7F	0.892	42435.9	37851.9	1.000	1.000	1.000	0.25	9463.0
6F	0.837	48346.2	40489.9	1.000	1.000	1.000	0.25	10122.5
5F	0.788	54256.5	42748.6	1.000	1.000	1.000	0.25	10687.1
4F	0.741	60255.1	44666.0	1.000	1.000	1.000	0.25	11166.5
3F	0.697	66302.8	46226.7	1.000	1.000	1.000	0.25	11556.7
2F	0.655	72350.5	47421.3	1.000	1.000	1.000	0.25	11855.3
1F	0.615	78419.6	48258.2	1.000	1.000	1.000	0.25	12064.6

U-5.8　保有水平耐力判定

U-5.8.1　ランク別の保有水平耐力時負担せん断力のまとめ

X方向正加力時

階名	ﾌﾚｰﾑ名	フレーム				壁			
		FA	FB	FC	FD	WA	WB	WC	WD
13F	A	2045.35	0.00	0.00	0.00	0.00	0.00	0.00	0.00
	B	2350.03	0.00	0.00	0.00	0.00	0.00	0.00	0.00
	C	1096.26	0.00	0.00	0.00	0.00	0.00	0.00	0.00
	1	0.00	0.00	0.00	0.00	0.00	0.00	0.00	0.00
	2	0.00	0.00	0.00	0.00	0.00	0.00	0.00	0.00
	3	0.00	0.00	0.00	0.00	0.00	0.00	0.00	0.00
	4	0.00	0.00	0.00	0.00	0.00	0.00	0.00	0.00
	5	0.00	0.00	0.00	0.00	0.00	0.00	0.00	0.00
	6	0.00	0.00	0.00	0.00	0.00	0.00	0.00	0.00
	合計	5491.64	0.00	0.00	0.00	0.00	0.00	0.00	0.00
12F	A	3223.05	0.00	0.00	0.00	0.00	0.00	0.00	0.00
	B	3543.72	0.00	0.00	0.00	0.00	0.00	0.00	0.00
	C	1336.04	0.00	0.00	0.00	0.00	0.00	0.00	0.00
	1	0.00	0.00	0.00	0.00	0.00	0.00	0.00	0.00
	2	0.00	0.00	0.00	0.00	0.00	0.00	0.00	0.00
	3	0.00	0.00	0.00	0.00	0.00	0.00	0.00	0.00
	4	0.00	0.00	0.00	0.00	0.00	0.00	0.00	0.00
	5	0.00	0.00	0.00	0.00	0.00	0.00	0.00	0.00

X方向正加力時

階名	ﾌﾚｰﾑ名	フレーム				壁			
		FA	FB	FC	FD	WA	WB	WC	WD
12F	6	0.00	0.00	0.00	0.00	0.00	0.00	0.00	0.00
	合計	8102.81	0.00	0.00	0.00	0.00	0.00	0.00	0.00
11F	A	4059.09	0.00	0.00	0.00	0.00	0.00	0.00	0.00
	B	4554.89	0.00	0.00	0.00	0.00	0.00	0.00	0.00
	C	1712.09	0.00	0.00	0.00	0.00	0.00	0.00	0.00
	1	0.00	0.00	0.00	0.00	0.00	0.00	0.00	0.00
	2	0.00	0.00	0.00	0.00	0.00	0.00	0.00	0.00
	3	0.00	0.00	0.00	0.00	0.00	0.00	0.00	0.00
	4	0.00	0.00	0.00	0.00	0.00	0.00	0.00	0.00
	5	0.00	0.00	0.00	0.00	0.00	0.00	0.00	0.00
	6	0.00	0.00	0.00	0.00	0.00	0.00	0.00	0.00
	合計	10326.07	0.00	0.00	0.00	0.00	0.00	0.00	0.00
10F	A	4848.11	0.00	0.00	0.00	0.00	0.00	0.00	0.00
	B	5361.63	0.00	0.00	0.00	0.00	0.00	0.00	0.00
	C	2084.83	0.00	0.00	0.00	0.00	0.00	0.00	0.00
	1	0.00	0.00	0.00	0.00	0.00	0.00	0.00	0.00
	2	0.00	0.00	0.00	0.00	0.00	0.00	0.00	0.00
	3	0.00	0.00	0.00	0.00	0.00	0.00	0.00	0.00
	4	0.00	0.00	0.00	0.00	0.00	0.00	0.00	0.00
	5	0.00	0.00	0.00	0.00	0.00	0.00	0.00	0.00
	6	0.00	0.00	0.00	0.00	0.00	0.00	0.00	0.00
	合計	12294.57	0.00	0.00	0.00	0.00	0.00	0.00	0.00
9F	A	5560.85	0.00	0.00	0.00	0.00	0.00	0.00	0.00
	B	6125.04	0.00	0.00	0.00	0.00	0.00	0.00	0.00
	C	2348.10	0.00	0.00	0.00	0.00	0.00	0.00	0.00
	1	0.00	0.00	0.00	0.00	0.00	0.00	0.00	0.00
	2	0.00	0.00	0.00	0.00	0.00	0.00	0.00	0.00
	3	0.00	0.00	0.00	0.00	0.00	0.00	0.00	0.00
	4	0.00	0.00	0.00	0.00	0.00	0.00	0.00	0.00
	5	0.00	0.00	0.00	0.00	0.00	0.00	0.00	0.00
	6	0.00	0.00	0.00	0.00	0.00	0.00	0.00	0.00
	合計	14033.99	0.00	0.00	0.00	0.00	0.00	0.00	0.00
8F	A	6354.38	0.00	0.00	0.00	0.00	0.00	0.00	0.00
	B	6806.97	0.00	0.00	0.00	0.00	0.00	0.00	0.00
	C	2409.61	0.00	0.00	0.00	0.00	0.00	0.00	0.00
	1	0.00	0.00	0.00	0.00	0.00	0.00	0.00	0.00
	2	0.00	0.00	0.00	0.00	0.00	0.00	0.00	0.00
	3	0.00	0.00	0.00	0.00	0.00	0.00	0.00	0.00
	4	0.00	0.00	0.00	0.00	0.00	0.00	0.00	0.00
	5	0.00	0.00	0.00	0.00	0.00	0.00	0.00	0.00
	6	0.00	0.00	0.00	0.00	0.00	0.00	0.00	0.00
	合計	15570.95	0.00	0.00	0.00	0.00	0.00	0.00	0.00
7F	A	7126.43	0.00	0.00	0.00	0.00	0.00	0.00	0.00
	B	7143.26	0.00	0.00	0.00	0.00	0.00	0.00	0.00
	C	2656.29	0.00	0.00	0.00	0.00	0.00	0.00	0.00
	1	0.00	0.00	0.00	0.00	0.00	0.00	0.00	0.00
	2	0.00	0.00	0.00	0.00	0.00	0.00	0.00	0.00
	3	0.00	0.00	0.00	0.00	0.00	0.00	0.00	0.00
	4	0.00	0.00	0.00	0.00	0.00	0.00	0.00	0.00
	5	0.00	0.00	0.00	0.00	0.00	0.00	0.00	0.00
	6	0.00	0.00	0.00	0.00	0.00	0.00	0.00	0.00
	合計	16925.98	0.00	0.00	0.00	0.00	0.00	0.00	0.00
6F	A	7666.10	0.00	0.00	0.00	0.00	0.00	0.00	0.00
	B	7661.90	0.00	0.00	0.00	0.00	0.00	0.00	0.00
	C	2777.59	0.00	0.00	0.00	0.00	0.00	0.00	0.00
	1	0.00	0.00	0.00	0.00	0.00	0.00	0.00	0.00
	2	0.00	0.00	0.00	0.00	0.00	0.00	0.00	0.00
	3	0.00	0.00	0.00	0.00	0.00	0.00	0.00	0.00
	4	0.00	0.00	0.00	0.00	0.00	0.00	0.00	0.00
	5	0.00	0.00	0.00	0.00	0.00	0.00	0.00	0.00
	6	0.00	0.00	0.00	0.00	0.00	0.00	0.00	0.00
	合計	18105.60	0.00	0.00	0.00	0.00	0.00	0.00	0.00
5F	A	8126.83	0.00	0.00	0.00	0.00	0.00	0.00	0.00
	B	8229.63	0.00	0.00	0.00	0.00	0.00	0.00	0.00

X方向正加力時

階名	ﾌﾚｰﾑ名	フレーム				壁			
		FA	FB	FC	FD	WA	WB	WC	WD
5F	C	2759.16	0.00	0.00	0.00	0.00	0.00	0.00	0.00
	1	0.00	0.00	0.00	0.00	0.00	0.00	0.00	0.00
	2	0.00	0.00	0.00	0.00	0.00	0.00	0.00	0.00
	3	0.00	0.00	0.00	0.00	0.00	0.00	0.00	0.00
	4	0.00	0.00	0.00	0.00	0.00	0.00	0.00	0.00
	5	0.00	0.00	0.00	0.00	0.00	0.00	0.00	0.00
	6	0.00	0.00	0.00	0.00	0.00	0.00	0.00	0.00
	合計	19115.62	0.00	0.00	0.00	0.00	0.00	0.00	0.00
4F	A	8486.21	0.00	0.00	0.00	0.00	0.00	0.00	0.00
	B	8370.36	0.00	0.00	0.00	0.00	0.00	0.00	0.00
	C	3116.46	0.00	0.00	0.00	0.00	0.00	0.00	0.00
	1	0.00	0.00	0.00	0.00	0.00	0.00	0.00	0.00
	2	0.00	0.00	0.00	0.00	0.00	0.00	0.00	0.00
	3	0.00	0.00	0.00	0.00	0.00	0.00	0.00	0.00
	4	0.00	0.00	0.00	0.00	0.00	0.00	0.00	0.00
	5	0.00	0.00	0.00	0.00	0.00	0.00	0.00	0.00
	6	0.00	0.00	0.00	0.00	0.00	0.00	0.00	0.00
	合計	19973.03	0.00	0.00	0.00	0.00	0.00	0.00	0.00
3F	A	8729.58	0.00	0.00	0.00	0.00	0.00	0.00	0.00
	B	8724.16	0.00	0.00	0.00	0.00	0.00	0.00	0.00
	C	3217.03	0.00	0.00	0.00	0.00	0.00	0.00	0.00
	1	0.00	0.00	0.00	0.00	0.00	0.00	0.00	0.00
	2	0.00	0.00	0.00	0.00	0.00	0.00	0.00	0.00
	3	0.00	0.00	0.00	0.00	0.00	0.00	0.00	0.00
	4	0.00	0.00	0.00	0.00	0.00	0.00	0.00	0.00
	5	0.00	0.00	0.00	0.00	0.00	0.00	0.00	0.00
	6	0.00	0.00	0.00	0.00	0.00	0.00	0.00	0.00
	合計	20670.76	0.00	0.00	0.00	0.00	0.00	0.00	0.00
2F	A	8998.29	0.00	0.00	0.00	0.00	0.00	0.00	0.00
	B	9204.10	0.00	0.00	0.00	0.00	0.00	0.00	0.00
	C	3002.64	0.00	0.00	0.00	0.00	0.00	0.00	0.00
	1	0.00	0.00	0.00	0.00	0.00	0.00	0.00	0.00
	2	0.00	0.00	0.00	0.00	0.00	0.00	0.00	0.00
	3	0.00	0.00	0.00	0.00	0.00	0.00	0.00	0.00
	4	0.00	0.00	0.00	0.00	0.00	0.00	0.00	0.00
	5	0.00	0.00	0.00	0.00	0.00	0.00	0.00	0.00
	6	0.00	0.00	0.00	0.00	0.00	0.00	0.00	0.00
	合計	21205.03	0.00	0.00	0.00	0.00	0.00	0.00	0.00
1F	A	8655.21	0.00	0.00	0.00	0.00	0.00	0.00	0.00
	B	8341.42	0.00	0.00	0.00	0.00	0.00	0.00	0.00
	C	4582.69	0.00	0.00	0.00	0.00	0.00	0.00	0.00
	1	0.00	0.00	0.00	0.00	0.00	0.00	0.00	0.00
	2	0.00	0.00	0.00	0.00	0.00	0.00	0.00	0.00
	3	0.00	0.00	0.00	0.00	0.00	0.00	0.00	0.00
	4	0.00	0.00	0.00	0.00	0.00	0.00	0.00	0.00
	5	0.00	0.00	0.00	0.00	0.00	0.00	0.00	0.00
	6	0.00	0.00	0.00	0.00	0.00	0.00	0.00	0.00
	合計	21579.32	0.00	0.00	0.00	0.00	0.00	0.00	0.00

X方向負加力時

階名	ﾌﾚｰﾑ名	フレーム				壁			
		FA	FB	FC	FD	WA	WB	WC	WD
13F	A	2037.84	0.00	0.00	0.00	0.00	0.00	0.00	0.00
	B	2364.41	0.00	0.00	0.00	0.00	0.00	0.00	0.00
	C	1090.61	0.00	0.00	0.00	0.00	0.00	0.00	0.00
	1	0.00	0.00	0.00	0.00	0.00	0.00	0.00	0.00
	2	0.00	0.00	0.00	0.00	0.00	0.00	0.00	0.00
	3	0.00	0.00	0.00	0.00	0.00	0.00	0.00	0.00
	4	0.00	0.00	0.00	0.00	0.00	0.00	0.00	0.00
	5	0.00	0.00	0.00	0.00	0.00	0.00	0.00	0.00
	6	0.00	0.00	0.00	0.00	0.00	0.00	0.00	0.00
	合計	5492.86	0.00	0.00	0.00	0.00	0.00	0.00	0.00
12F	A	3211.51	0.00	0.00	0.00	0.00	0.00	0.00	0.00
	B	3564.42	0.00	0.00	0.00	0.00	0.00	0.00	0.00

X方向負加力時

階名	ﾌﾚｰﾑ名	フレーム				壁			
		FA	FB	FC	FD	WA	WB	WC	WD
12F	C	1328.68	0.00	0.00	0.00	0.00	0.00	0.00	0.00
	1	0.00	0.00	0.00	0.00	0.00	0.00	0.00	0.00
	2	0.00	0.00	0.00	0.00	0.00	0.00	0.00	0.00
	3	0.00	0.00	0.00	0.00	0.00	0.00	0.00	0.00
	4	0.00	0.00	0.00	0.00	0.00	0.00	0.00	0.00
	5	0.00	0.00	0.00	0.00	0.00	0.00	0.00	0.00
	6	0.00	0.00	0.00	0.00	0.00	0.00	0.00	0.00
	合計	8104.61	0.00	0.00	0.00	0.00	0.00	0.00	0.00
11F	A	4051.10	0.00	0.00	0.00	0.00	0.00	0.00	0.00
	B	4571.03	0.00	0.00	0.00	0.00	0.00	0.00	0.00
	C	1706.24	0.00	0.00	0.00	0.00	0.00	0.00	0.00
	1	0.00	0.00	0.00	0.00	0.00	0.00	0.00	0.00
	2	0.00	0.00	0.00	0.00	0.00	0.00	0.00	0.00
	3	0.00	0.00	0.00	0.00	0.00	0.00	0.00	0.00
	4	0.00	0.00	0.00	0.00	0.00	0.00	0.00	0.00
	5	0.00	0.00	0.00	0.00	0.00	0.00	0.00	0.00
	6	0.00	0.00	0.00	0.00	0.00	0.00	0.00	0.00
	合計	10328.37	0.00	0.00	0.00	0.00	0.00	0.00	0.00
10F	A	4839.13	0.00	0.00	0.00	0.00	0.00	0.00	0.00
	B	5381.24	0.00	0.00	0.00	0.00	0.00	0.00	0.00
	C	2076.93	0.00	0.00	0.00	0.00	0.00	0.00	0.00
	1	0.00	0.00	0.00	0.00	0.00	0.00	0.00	0.00
	2	0.00	0.00	0.00	0.00	0.00	0.00	0.00	0.00
	3	0.00	0.00	0.00	0.00	0.00	0.00	0.00	0.00
	4	0.00	0.00	0.00	0.00	0.00	0.00	0.00	0.00
	5	0.00	0.00	0.00	0.00	0.00	0.00	0.00	0.00
	6	0.00	0.00	0.00	0.00	0.00	0.00	0.00	0.00
	合計	12297.30	0.00	0.00	0.00	0.00	0.00	0.00	0.00
9F	A	5546.77	0.00	0.00	0.00	0.00	0.00	0.00	0.00
	B	6149.97	0.00	0.00	0.00	0.00	0.00	0.00	0.00
	C	2340.38	0.00	0.00	0.00	0.00	0.00	0.00	0.00
	1	0.00	0.00	0.00	0.00	0.00	0.00	0.00	0.00
	2	0.00	0.00	0.00	0.00	0.00	0.00	0.00	0.00
	3	0.00	0.00	0.00	0.00	0.00	0.00	0.00	0.00
	4	0.00	0.00	0.00	0.00	0.00	0.00	0.00	0.00
	5	0.00	0.00	0.00	0.00	0.00	0.00	0.00	0.00
	6	0.00	0.00	0.00	0.00	0.00	0.00	0.00	0.00
	合計	14037.11	0.00	0.00	0.00	0.00	0.00	0.00	0.00
8F	A	6344.83	0.00	0.00	0.00	0.00	0.00	0.00	0.00
	B	6813.92	0.00	0.00	0.00	0.00	0.00	0.00	0.00
	C	2415.68	0.00	0.00	0.00	0.00	0.00	0.00	0.00
	1	0.00	0.00	0.00	0.00	0.00	0.00	0.00	0.00
	2	0.00	0.00	0.00	0.00	0.00	0.00	0.00	0.00
	3	0.00	0.00	0.00	0.00	0.00	0.00	0.00	0.00
	4	0.00	0.00	0.00	0.00	0.00	0.00	0.00	0.00
	5	0.00	0.00	0.00	0.00	0.00	0.00	0.00	0.00
	6	0.00	0.00	0.00	0.00	0.00	0.00	0.00	0.00
	合計	15574.43	0.00	0.00	0.00	0.00	0.00	0.00	0.00
7F	A	7118.41	0.00	0.00	0.00	0.00	0.00	0.00	0.00
	B	7148.52	0.00	0.00	0.00	0.00	0.00	0.00	0.00
	C	2662.83	0.00	0.00	0.00	0.00	0.00	0.00	0.00
	1	0.00	0.00	0.00	0.00	0.00	0.00	0.00	0.00
	2	0.00	0.00	0.00	0.00	0.00	0.00	0.00	0.00
	3	0.00	0.00	0.00	0.00	0.00	0.00	0.00	0.00
	4	0.00	0.00	0.00	0.00	0.00	0.00	0.00	0.00
	5	0.00	0.00	0.00	0.00	0.00	0.00	0.00	0.00
	6	0.00	0.00	0.00	0.00	0.00	0.00	0.00	0.00
	合計	16929.75	0.00	0.00	0.00	0.00	0.00	0.00	0.00
6F	A	7656.04	0.00	0.00	0.00	0.00	0.00	0.00	0.00
	B	7669.50	0.00	0.00	0.00	0.00	0.00	0.00	0.00
	C	2784.08	0.00	0.00	0.00	0.00	0.00	0.00	0.00
	1	0.00	0.00	0.00	0.00	0.00	0.00	0.00	0.00
	2	0.00	0.00	0.00	0.00	0.00	0.00	0.00	0.00
	3	0.00	0.00	0.00	0.00	0.00	0.00	0.00	0.00

X方向負加力時

階名	ﾌﾚｰﾑ名	フレーム				壁			
		FA	FB	FC	FD	WA	WB	WC	WD
6F	4	0.00	0.00	0.00	0.00	0.00	0.00	0.00	0.00
	5	0.00	0.00	0.00	0.00	0.00	0.00	0.00	0.00
	6	0.00	0.00	0.00	0.00	0.00	0.00	0.00	0.00
	合計	18109.63	0.00	0.00	0.00	0.00	0.00	0.00	0.00
5F	A	8118.94	0.00	0.00	0.00	0.00	0.00	0.00	0.00
	B	8233.04	0.00	0.00	0.00	0.00	0.00	0.00	0.00
	C	2767.89	0.00	0.00	0.00	0.00	0.00	0.00	0.00
	1	0.00	0.00	0.00	0.00	0.00	0.00	0.00	0.00
	2	0.00	0.00	0.00	0.00	0.00	0.00	0.00	0.00
	3	0.00	0.00	0.00	0.00	0.00	0.00	0.00	0.00
	4	0.00	0.00	0.00	0.00	0.00	0.00	0.00	0.00
	5	0.00	0.00	0.00	0.00	0.00	0.00	0.00	0.00
	6	0.00	0.00	0.00	0.00	0.00	0.00	0.00	0.00
	合計	19119.87	0.00	0.00	0.00	0.00	0.00	0.00	0.00
4F	A	8474.93	0.00	0.00	0.00	0.00	0.00	0.00	0.00
	B	8378.09	0.00	0.00	0.00	0.00	0.00	0.00	0.00
	C	3124.45	0.00	0.00	0.00	0.00	0.00	0.00	0.00
	1	0.00	0.00	0.00	0.00	0.00	0.00	0.00	0.00
	2	0.00	0.00	0.00	0.00	0.00	0.00	0.00	0.00
	3	0.00	0.00	0.00	0.00	0.00	0.00	0.00	0.00
	4	0.00	0.00	0.00	0.00	0.00	0.00	0.00	0.00
	5	0.00	0.00	0.00	0.00	0.00	0.00	0.00	0.00
	6	0.00	0.00	0.00	0.00	0.00	0.00	0.00	0.00
	合計	19977.47	0.00	0.00	0.00	0.00	0.00	0.00	0.00
3F	A	8721.07	0.00	0.00	0.00	0.00	0.00	0.00	0.00
	B	8730.87	0.00	0.00	0.00	0.00	0.00	0.00	0.00
	C	3223.57	0.00	0.00	0.00	0.00	0.00	0.00	0.00
	1	0.00	0.00	0.00	0.00	0.00	0.00	0.00	0.00
	2	0.00	0.00	0.00	0.00	0.00	0.00	0.00	0.00
	3	0.00	0.00	0.00	0.00	0.00	0.00	0.00	0.00
	4	0.00	0.00	0.00	0.00	0.00	0.00	0.00	0.00
	5	0.00	0.00	0.00	0.00	0.00	0.00	0.00	0.00
	6	0.00	0.00	0.00	0.00	0.00	0.00	0.00	0.00
	合計	20675.51	0.00	0.00	0.00	0.00	0.00	0.00	0.00
2F	A	8998.66	0.00	0.00	0.00	0.00	0.00	0.00	0.00
	B	9203.00	0.00	0.00	0.00	0.00	0.00	0.00	0.00
	C	3007.82	0.00	0.00	0.00	0.00	0.00	0.00	0.00
	1	0.00	0.00	0.00	0.00	0.00	0.00	0.00	0.00
	2	0.00	0.00	0.00	0.00	0.00	0.00	0.00	0.00
	3	0.00	0.00	0.00	0.00	0.00	0.00	0.00	0.00
	4	0.00	0.00	0.00	0.00	0.00	0.00	0.00	0.00
	5	0.00	0.00	0.00	0.00	0.00	0.00	0.00	0.00
	6	0.00	0.00	0.00	0.00	0.00	0.00	0.00	0.00
	合計	21209.48	0.00	0.00	0.00	0.00	0.00	0.00	0.00
1F	A	8643.31	0.00	0.00	0.00	0.00	0.00	0.00	0.00
	B	8350.94	0.00	0.00	0.00	0.00	0.00	0.00	0.00
	C	4589.88	0.00	0.00	0.00	0.00	0.00	0.00	0.00
	1	0.00	0.00	0.00	0.00	0.00	0.00	0.00	0.00
	2	0.00	0.00	0.00	0.00	0.00	0.00	0.00	0.00
	3	0.00	0.00	0.00	0.00	0.00	0.00	0.00	0.00
	4	0.00	0.00	0.00	0.00	0.00	0.00	0.00	0.00
	5	0.00	0.00	0.00	0.00	0.00	0.00	0.00	0.00
	6	0.00	0.00	0.00	0.00	0.00	0.00	0.00	0.00
	合計	21584.13	0.00	0.00	0.00	0.00	0.00	0.00	0.00

Y方向正加力時

階名	ﾌﾚｰﾑ名	フレーム				壁			
		FA	FB	FC	FD	WA	WB	WC	WD
13F	1	1132.74	0.00	0.00	0.00	0.00	0.00	0.00	0.00
	2	1111.12	0.00	0.00	0.00	0.00	0.00	0.00	0.00
	3	1067.84	0.00	0.00	0.00	0.00	0.00	0.00	0.00
	4	1075.76	0.00	0.00	0.00	0.00	0.00	0.00	0.00
	5	1122.53	0.00	0.00	0.00	0.00	0.00	0.00	0.00
	6	1118.37	0.00	0.00	0.00	0.00	0.00	0.00	0.00

Ｙ方向正加力時

階名	ﾌﾚｰﾑ名	フレーム				壁			
		FA	FB	FC	FD	WA	WB	WC	WD
13F	A	0.00	0.00	0.00	0.00	0.00	0.00	0.00	0.00
	B	0.00	0.00	0.00	0.00	0.00	0.00	0.00	0.00
	C	0.00	0.00	0.00	0.00	0.00	0.00	0.00	0.00
	合計	6628.37	0.00	0.00	0.00	0.00	0.00	0.00	0.00
12F	1	1620.62	0.00	0.00	0.00	0.00	0.00	0.00	0.00
	2	1654.07	0.00	0.00	0.00	0.00	0.00	0.00	0.00
	3	1634.56	0.00	0.00	0.00	0.00	0.00	0.00	0.00
	4	1627.86	0.00	0.00	0.00	0.00	0.00	0.00	0.00
	5	1642.55	0.00	0.00	0.00	0.00	0.00	0.00	0.00
	6	1600.37	0.00	0.00	0.00	0.00	0.00	0.00	0.00
	A	0.00	0.00	0.00	0.00	0.00	0.00	0.00	0.00
	B	0.00	0.00	0.00	0.00	0.00	0.00	0.00	0.00
	C	0.00	0.00	0.00	0.00	0.00	0.00	0.00	0.00
	合計	9780.03	0.00	0.00	0.00	0.00	0.00	0.00	0.00
11F	1	1977.80	0.00	0.00	0.00	0.00	0.00	0.00	0.00
	2	2153.24	0.00	0.00	0.00	0.00	0.00	0.00	0.00
	3	2135.18	0.00	0.00	0.00	0.00	0.00	0.00	0.00
	4	2119.67	0.00	0.00	0.00	0.00	0.00	0.00	0.00
	5	2127.44	0.00	0.00	0.00	0.00	0.00	0.00	0.00
	6	1950.16	0.00	0.00	0.00	0.00	0.00	0.00	0.00
	A	0.00	0.00	0.00	0.00	0.00	0.00	0.00	0.00
	B	0.00	0.00	0.00	0.00	0.00	0.00	0.00	0.00
	C	0.00	0.00	0.00	0.00	0.00	0.00	0.00	0.00
	合計	12463.50	0.00	0.00	0.00	0.00	0.00	0.00	0.00
10F	1	2202.18	0.00	0.00	0.00	0.00	0.00	0.00	0.00
	2	2629.82	0.00	0.00	0.00	0.00	0.00	0.00	0.00
	3	2620.03	0.00	0.00	0.00	0.00	0.00	0.00	0.00
	4	2606.06	0.00	0.00	0.00	0.00	0.00	0.00	0.00
	5	2604.78	0.00	0.00	0.00	0.00	0.00	0.00	0.00
	6	2176.57	0.00	0.00	0.00	0.00	0.00	0.00	0.00
	A	0.00	0.00	0.00	0.00	0.00	0.00	0.00	0.00
	B	0.00	0.00	0.00	0.00	0.00	0.00	0.00	0.00
	C	0.00	0.00	0.00	0.00	0.00	0.00	0.00	0.00
	合計	14839.45	0.00	0.00	0.00	0.00	0.00	0.00	0.00
9F	1	2564.72	0.00	0.00	0.00	0.00	0.00	0.00	0.00
	2	2967.48	0.00	0.00	0.00	0.00	0.00	0.00	0.00
	3	2962.86	0.00	0.00	0.00	0.00	0.00	0.00	0.00
	4	2948.10	0.00	0.00	0.00	0.00	0.00	0.00	0.00
	5	2942.63	0.00	0.00	0.00	0.00	0.00	0.00	0.00
	6	2553.03	0.00	0.00	0.00	0.00	0.00	0.00	0.00
	A	0.00	0.00	0.00	0.00	0.00	0.00	0.00	0.00
	B	0.00	0.00	0.00	0.00	0.00	0.00	0.00	0.00
	C	0.00	0.00	0.00	0.00	0.00	0.00	0.00	0.00
	合計	16938.81	0.00	0.00	0.00	0.00	0.00	0.00	0.00
8F	1	2633.87	0.00	0.00	0.00	0.00	0.00	0.00	0.00
	2	3388.78	0.00	0.00	0.00	0.00	0.00	0.00	0.00
	3	3397.53	0.00	0.00	0.00	0.00	0.00	0.00	0.00
	4	3376.38	0.00	0.00	0.00	0.00	0.00	0.00	0.00
	5	3362.07	0.00	0.00	0.00	0.00	0.00	0.00	0.00
	6	2635.40	0.00	0.00	0.00	0.00	0.00	0.00	0.00
	A	0.00	0.00	0.00	0.00	0.00	0.00	0.00	0.00
	B	0.00	0.00	0.00	0.00	0.00	0.00	0.00	0.00
	C	0.00	0.00	0.00	0.00	0.00	0.00	0.00	0.00
	合計	18794.03	0.00	0.00	0.00	0.00	0.00	0.00	0.00
7F	1	2714.66	0.00	0.00	0.00	0.00	0.00	0.00	0.00
	2	3755.09	0.00	0.00	0.00	0.00	0.00	0.00	0.00
	3	3757.75	0.00	0.00	0.00	0.00	0.00	0.00	0.00
	4	3743.34	0.00	0.00	0.00	0.00	0.00	0.00	0.00
	5	3741.27	0.00	0.00	0.00	0.00	0.00	0.00	0.00
	6	2717.37	0.00	0.00	0.00	0.00	0.00	0.00	0.00
	A	0.00	0.00	0.00	0.00	0.00	0.00	0.00	0.00
	B	0.00	0.00	0.00	0.00	0.00	0.00	0.00	0.00
	C	0.00	0.00	0.00	0.00	0.00	0.00	0.00	0.00
	合計	20429.47	0.00	0.00	0.00	0.00	0.00	0.00	0.00

Ｙ方向正加力時

階名	ﾌﾚｰﾑ名	フレーム				壁			
		FA	FB	FC	FD	WA	WB	WC	WD
6F	1	3042.79	0.00	0.00	0.00	0.00	0.00	0.00	0.00
	2	3947.05	0.00	0.00	0.00	0.00	0.00	0.00	0.00
	3	3946.07	0.00	0.00	0.00	0.00	0.00	0.00	0.00
	4	3934.20	0.00	0.00	0.00	0.00	0.00	0.00	0.00
	5	3934.06	0.00	0.00	0.00	0.00	0.00	0.00	0.00
	6	3049.15	0.00	0.00	0.00	0.00	0.00	0.00	0.00
	A	0.00	0.00	0.00	0.00	0.00	0.00	0.00	0.00
	B	0.00	0.00	0.00	0.00	0.00	0.00	0.00	0.00
	C	0.00	0.00	0.00	0.00	0.00	0.00	0.00	0.00
	合計	21853.33	0.00	0.00	0.00	0.00	0.00	0.00	0.00
5F	1	3264.97	0.00	0.00	0.00	0.00	0.00	0.00	0.00
	2	4154.23	0.00	0.00	0.00	0.00	0.00	0.00	0.00
	3	4128.66	0.00	0.00	0.00	0.00	0.00	0.00	0.00
	4	4122.57	0.00	0.00	0.00	0.00	0.00	0.00	0.00
	5	4149.99	0.00	0.00	0.00	0.00	0.00	0.00	0.00
	6	3252.00	0.00	0.00	0.00	0.00	0.00	0.00	0.00
	A	0.00	0.00	0.00	0.00	0.00	0.00	0.00	0.00
	B	0.00	0.00	0.00	0.00	0.00	0.00	0.00	0.00
	C	0.00	0.00	0.00	0.00	0.00	0.00	0.00	0.00
	合計	23072.41	0.00	0.00	0.00	0.00	0.00	0.00	0.00
4F	1	2098.17	0.00	0.00	0.00	0.00	0.00	0.00	0.00
	2	4971.39	0.00	0.00	0.00	0.00	0.00	0.00	0.00
	3	5001.34	0.00	0.00	0.00	0.00	0.00	0.00	0.00
	4	4975.41	0.00	0.00	0.00	0.00	0.00	0.00	0.00
	5	4944.51	0.00	0.00	0.00	0.00	0.00	0.00	0.00
	6	2116.47	0.00	0.00	0.00	0.00	0.00	0.00	0.00
	A	0.00	0.00	0.00	0.00	0.00	0.00	0.00	0.00
	B	0.00	0.00	0.00	0.00	0.00	0.00	0.00	0.00
	C	0.00	0.00	0.00	0.00	0.00	0.00	0.00	0.00
	合計	24107.30	0.00	0.00	0.00	0.00	0.00	0.00	0.00
3F	1	2991.04	0.00	0.00	0.00	0.00	0.00	0.00	0.00
	2	4750.84	0.00	0.00	0.00	0.00	0.00	0.00	0.00
	3	4753.67	0.00	0.00	0.00	0.00	0.00	0.00	0.00
	4	4731.61	0.00	0.00	0.00	0.00	0.00	0.00	0.00
	5	4729.59	0.00	0.00	0.00	0.00	0.00	0.00	0.00
	6	2992.89	0.00	0.00	0.00	0.00	0.00	0.00	0.00
	A	0.00	0.00	0.00	0.00	0.00	0.00	0.00	0.00
	B	0.00	0.00	0.00	0.00	0.00	0.00	0.00	0.00
	C	0.00	0.00	0.00	0.00	0.00	0.00	0.00	0.00
	合計	24949.64	0.00	0.00	0.00	0.00	0.00	0.00	0.00
2F	1	2830.41	0.00	0.00	0.00	0.00	0.00	0.00	0.00
	2	5017.03	0.00	0.00	0.00	0.00	0.00	0.00	0.00
	3	4969.14	0.00	0.00	0.00	0.00	0.00	0.00	0.00
	4	4978.62	0.00	0.00	0.00	0.00	0.00	0.00	0.00
	5	4992.59	0.00	0.00	0.00	0.00	0.00	0.00	0.00
	6	2806.47	0.00	0.00	0.00	0.00	0.00	0.00	0.00
	A	0.00	0.00	0.00	0.00	0.00	0.00	0.00	0.00
	B	0.00	0.00	0.00	0.00	0.00	0.00	0.00	0.00
	C	0.00	0.00	0.00	0.00	0.00	0.00	0.00	0.00
	合計	25594.26	0.00	0.00	0.00	0.00	0.00	0.00	0.00
1F	1	3752.12	0.00	0.00	0.00	0.00	0.00	0.00	0.00
	2	4685.60	0.00	0.00	0.00	0.00	0.00	0.00	0.00
	3	4580.80	0.00	0.00	0.00	0.00	0.00	0.00	0.00
	4	4625.61	0.00	0.00	0.00	0.00	0.00	0.00	0.00
	5	4699.59	0.00	0.00	0.00	0.00	0.00	0.00	0.00
	6	3702.03	0.00	0.00	0.00	0.00	0.00	0.00	0.00
	A	0.00	0.00	0.00	0.00	0.00	0.00	0.00	0.00
	B	0.00	0.00	0.00	0.00	0.00	0.00	0.00	0.00
	C	0.00	0.00	0.00	0.00	0.00	0.00	0.00	0.00
	合計	26045.75	0.00	0.00	0.00	0.00	0.00	0.00	0.00

Ｙ方向負加力時

階名	ﾌﾚｰﾑ名	フレーム				壁			
		FA	FB	FC	FD	WA	WB	WC	WD
13F	1	1099.60	0.00	0.00	0.00	0.00	0.00	0.00	0.00
	2	1125.68	0.00	0.00	0.00	0.00	0.00	0.00	0.00
	3	1104.97	0.00	0.00	0.00	0.00	0.00	0.00	0.00
	4	1100.07	0.00	0.00	0.00	0.00	0.00	0.00	0.00
	5	1120.43	0.00	0.00	0.00	0.00	0.00	0.00	0.00
	6	1089.79	0.00	0.00	0.00	0.00	0.00	0.00	0.00
	A	0.00	0.00	0.00	0.00	0.00	0.00	0.00	0.00
	B	0.00	0.00	0.00	0.00	0.00	0.00	0.00	0.00
	C	0.00	0.00	0.00	0.00	0.00	0.00	0.00	0.00
	合計	6640.55	0.00	0.00	0.00	0.00	0.00	0.00	0.00
12F	1	1608.85	0.00	0.00	0.00	0.00	0.00	0.00	0.00
	2	1662.46	0.00	0.00	0.00	0.00	0.00	0.00	0.00
	3	1654.65	0.00	0.00	0.00	0.00	0.00	0.00	0.00
	4	1639.90	0.00	0.00	0.00	0.00	0.00	0.00	0.00
	5	1640.65	0.00	0.00	0.00	0.00	0.00	0.00	0.00
	6	1591.51	0.00	0.00	0.00	0.00	0.00	0.00	0.00
	A	0.00	0.00	0.00	0.00	0.00	0.00	0.00	0.00
	B	0.00	0.00	0.00	0.00	0.00	0.00	0.00	0.00
	C	0.00	0.00	0.00	0.00	0.00	0.00	0.00	0.00
	合計	9798.01	0.00	0.00	0.00	0.00	0.00	0.00	0.00
11F	1	1977.13	0.00	0.00	0.00	0.00	0.00	0.00	0.00
	2	2156.77	0.00	0.00	0.00	0.00	0.00	0.00	0.00
	3	2151.92	0.00	0.00	0.00	0.00	0.00	0.00	0.00
	4	2126.92	0.00	0.00	0.00	0.00	0.00	0.00	0.00
	5	2124.68	0.00	0.00	0.00	0.00	0.00	0.00	0.00
	6	1949.00	0.00	0.00	0.00	0.00	0.00	0.00	0.00
	A	0.00	0.00	0.00	0.00	0.00	0.00	0.00	0.00
	B	0.00	0.00	0.00	0.00	0.00	0.00	0.00	0.00
	C	0.00	0.00	0.00	0.00	0.00	0.00	0.00	0.00
	合計	12486.41	0.00	0.00	0.00	0.00	0.00	0.00	0.00
10F	1	2264.58	0.00	0.00	0.00	0.00	0.00	0.00	0.00
	2	2602.86	0.00	0.00	0.00	0.00	0.00	0.00	0.00
	3	2599.11	0.00	0.00	0.00	0.00	0.00	0.00	0.00
	4	2588.08	0.00	0.00	0.00	0.00	0.00	0.00	0.00
	5	2576.31	0.00	0.00	0.00	0.00	0.00	0.00	0.00
	6	2235.79	0.00	0.00	0.00	0.00	0.00	0.00	0.00
	A	0.00	0.00	0.00	0.00	0.00	0.00	0.00	0.00
	B	0.00	0.00	0.00	0.00	0.00	0.00	0.00	0.00
	C	0.00	0.00	0.00	0.00	0.00	0.00	0.00	0.00
	合計	14866.73	0.00	0.00	0.00	0.00	0.00	0.00	0.00
9F	1	2622.90	0.00	0.00	0.00	0.00	0.00	0.00	0.00
	2	2942.43	0.00	0.00	0.00	0.00	0.00	0.00	0.00
	3	2929.57	0.00	0.00	0.00	0.00	0.00	0.00	0.00
	4	2939.92	0.00	0.00	0.00	0.00	0.00	0.00	0.00
	5	2934.98	0.00	0.00	0.00	0.00	0.00	0.00	0.00
	6	2600.25	0.00	0.00	0.00	0.00	0.00	0.00	0.00
	A	0.00	0.00	0.00	0.00	0.00	0.00	0.00	0.00
	B	0.00	0.00	0.00	0.00	0.00	0.00	0.00	0.00
	C	0.00	0.00	0.00	0.00	0.00	0.00	0.00	0.00
	合計	16970.05	0.00	0.00	0.00	0.00	0.00	0.00	0.00
8F	1	2665.06	0.00	0.00	0.00	0.00	0.00	0.00	0.00
	2	3373.95	0.00	0.00	0.00	0.00	0.00	0.00	0.00
	3	3373.99	0.00	0.00	0.00	0.00	0.00	0.00	0.00
	4	3384.64	0.00	0.00	0.00	0.00	0.00	0.00	0.00
	5	3379.09	0.00	0.00	0.00	0.00	0.00	0.00	0.00
	6	2651.71	0.00	0.00	0.00	0.00	0.00	0.00	0.00
	A	0.00	0.00	0.00	0.00	0.00	0.00	0.00	0.00
	B	0.00	0.00	0.00	0.00	0.00	0.00	0.00	0.00
	C	0.00	0.00	0.00	0.00	0.00	0.00	0.00	0.00
	合計	18828.45	0.00	0.00	0.00	0.00	0.00	0.00	0.00
7F	1	2725.93	0.00	0.00	0.00	0.00	0.00	0.00	0.00
	2	3751.85	0.00	0.00	0.00	0.00	0.00	0.00	0.00
	3	3743.50	0.00	0.00	0.00	0.00	0.00	0.00	0.00
	4	3759.13	0.00	0.00	0.00	0.00	0.00	0.00	0.00

Ｙ方向負加力時

階名	ﾌﾚｰﾑ名	フレーム				壁			
		FA	FB	FC	FD	WA	WB	WC	WD
7F	5	3767.98	0.00	0.00	0.00	0.00	0.00	0.00	0.00
	6	2718.70	0.00	0.00	0.00	0.00	0.00	0.00	0.00
	A	0.00	0.00	0.00	0.00	0.00	0.00	0.00	0.00
	B	0.00	0.00	0.00	0.00	0.00	0.00	0.00	0.00
	C	0.00	0.00	0.00	0.00	0.00	0.00	0.00	0.00
	合計	20467.09	0.00	0.00	0.00	0.00	0.00	0.00	0.00
6F	1	3052.08	0.00	0.00	0.00	0.00	0.00	0.00	0.00
	2	3941.52	0.00	0.00	0.00	0.00	0.00	0.00	0.00
	3	3940.62	0.00	0.00	0.00	0.00	0.00	0.00	0.00
	4	3955.73	0.00	0.00	0.00	0.00	0.00	0.00	0.00
	5	3955.50	0.00	0.00	0.00	0.00	0.00	0.00	0.00
	6	3048.03	0.00	0.00	0.00	0.00	0.00	0.00	0.00
	A	0.00	0.00	0.00	0.00	0.00	0.00	0.00	0.00
	B	0.00	0.00	0.00	0.00	0.00	0.00	0.00	0.00
	C	0.00	0.00	0.00	0.00	0.00	0.00	0.00	0.00
	合計	21893.48	0.00	0.00	0.00	0.00	0.00	0.00	0.00
5F	1	3228.65	0.00	0.00	0.00	0.00	0.00	0.00	0.00
	2	4183.61	0.00	0.00	0.00	0.00	0.00	0.00	0.00
	3	4144.93	0.00	0.00	0.00	0.00	0.00	0.00	0.00
	4	4155.83	0.00	0.00	0.00	0.00	0.00	0.00	0.00
	5	4190.53	0.00	0.00	0.00	0.00	0.00	0.00	0.00
	6	3211.27	0.00	0.00	0.00	0.00	0.00	0.00	0.00
	A	0.00	0.00	0.00	0.00	0.00	0.00	0.00	0.00
	B	0.00	0.00	0.00	0.00	0.00	0.00	0.00	0.00
	C	0.00	0.00	0.00	0.00	0.00	0.00	0.00	0.00
	合計	23114.82	0.00	0.00	0.00	0.00	0.00	0.00	0.00
4F	1	2124.45	0.00	0.00	0.00	0.00	0.00	0.00	0.00
	2	4948.12	0.00	0.00	0.00	0.00	0.00	0.00	0.00
	3	4980.16	0.00	0.00	0.00	0.00	0.00	0.00	0.00
	4	5001.75	0.00	0.00	0.00	0.00	0.00	0.00	0.00
	5	4971.83	0.00	0.00	0.00	0.00	0.00	0.00	0.00
	6	2125.26	0.00	0.00	0.00	0.00	0.00	0.00	0.00
	A	0.00	0.00	0.00	0.00	0.00	0.00	0.00	0.00
	B	0.00	0.00	0.00	0.00	0.00	0.00	0.00	0.00
	C	0.00	0.00	0.00	0.00	0.00	0.00	0.00	0.00
	合計	24151.58	0.00	0.00	0.00	0.00	0.00	0.00	0.00
3F	1	3011.72	0.00	0.00	0.00	0.00	0.00	0.00	0.00
	2	4750.50	0.00	0.00	0.00	0.00	0.00	0.00	0.00
	3	4735.79	0.00	0.00	0.00	0.00	0.00	0.00	0.00
	4	4743.76	0.00	0.00	0.00	0.00	0.00	0.00	0.00
	5	4750.82	0.00	0.00	0.00	0.00	0.00	0.00	0.00
	6	3002.89	0.00	0.00	0.00	0.00	0.00	0.00	0.00
	A	0.00	0.00	0.00	0.00	0.00	0.00	0.00	0.00
	B	0.00	0.00	0.00	0.00	0.00	0.00	0.00	0.00
	C	0.00	0.00	0.00	0.00	0.00	0.00	0.00	0.00
	合計	24995.50	0.00	0.00	0.00	0.00	0.00	0.00	0.00
2F	1	2816.27	0.00	0.00	0.00	0.00	0.00	0.00	0.00
	2	5022.82	0.00	0.00	0.00	0.00	0.00	0.00	0.00
	3	5001.18	0.00	0.00	0.00	0.00	0.00	0.00	0.00
	4	5004.98	0.00	0.00	0.00	0.00	0.00	0.00	0.00
	5	5006.19	0.00	0.00	0.00	0.00	0.00	0.00	0.00
	6	2789.97	0.00	0.00	0.00	0.00	0.00	0.00	0.00
	A	0.00	0.00	0.00	0.00	0.00	0.00	0.00	0.00
	B	0.00	0.00	0.00	0.00	0.00	0.00	0.00	0.00
	C	0.00	0.00	0.00	0.00	0.00	0.00	0.00	0.00
	合計	25641.40	0.00	0.00	0.00	0.00	0.00	0.00	0.00
1F	1	3884.53	0.00	0.00	0.00	0.00	0.00	0.00	0.00
	2	4624.59	0.00	0.00	0.00	0.00	0.00	0.00	0.00
	3	4572.70	0.00	0.00	0.00	0.00	0.00	0.00	0.00
	4	4563.51	0.00	0.00	0.00	0.00	0.00	0.00	0.00
	5	4606.81	0.00	0.00	0.00	0.00	0.00	0.00	0.00
	6	3841.84	0.00	0.00	0.00	0.00	0.00	0.00	0.00
	A	0.00	0.00	0.00	0.00	0.00	0.00	0.00	0.00
	B	0.00	0.00	0.00	0.00	0.00	0.00	0.00	0.00

Ｙ方向負加力時

階名	ﾌﾚｰﾑ名	フレーム				壁			
		FA	FB	FC	FD	WA	WB	WC	WD
1F	C	0.00	0.00	0.00	0.00	0.00	0.00	0.00	0.00
	合計	26093.96	0.00	0.00	0.00	0.00	0.00	0.00	0.00

U-5.8.2　保有水平耐力判定表

Qud ： 水平力 (kN)　　Qun ： 必要保有水平耐力 (kN)
Fes ： 形状係数　　Qbu ： Dランク部材の負担せん断力 (kN)
Ds ： 構造特性係数　　Qu ： 保有水平耐力 (kN)
： 剛性率･偏心率の直接入力
＊ ： Ds値の直接入力　　＋ ： Ds値の割増がされている
() ： Ｄランク部材を考慮した場合

Ｘ方向正加力時

階名	必要保有水平耐力				保有水平耐力		判定
	Qud	Fes	Ds	Qun	Qbu	Qu	Qu/Qun
13F	12281.0	1.000	0.25	3070.3		5491.6	1.78
12F	18120.5	1.000	0.25	4530.1		8102.8	1.78
11F	23092.4	1.000	0.25	5773.1		10326.1	1.78
10F	27494.6	1.000	0.25	6873.6		12294.6	1.78
9F	31384.4	1.000	0.25	7846.1		14034.0	1.78
8F	34821.6	1.000	0.25	8705.4		15571.0	1.78
7F	37851.9	1.000	0.25	9463.0		16926.0	1.78
6F	40489.9	1.000	0.25	10122.5		18105.6	1.78
5F	42748.6	1.000	0.25	10687.1		19115.6	1.78
4F	44666.0	1.000	0.25	11166.5		19973.0	1.78
3F	46226.7	1.000	0.25	11556.7		20670.8	1.78
2F	47421.3	1.000	0.25	11855.3		21205.0	1.78
1F	48258.2	1.000	0.25	12064.6		21579.3	1.78

Ｘ方向負加力時

階名	必要保有水平耐力				保有水平耐力		判定
	Qud	Fes	Ds	Qun	Qbu	Qu	Qu/Qun
13F	12281.0	1.000	0.25	3070.3		5492.9	1.78
12F	18120.5	1.000	0.25	4530.1		8104.6	1.78
11F	23092.4	1.000	0.25	5773.1		10328.4	1.78
10F	27494.6	1.000	0.25	6873.6		12297.3	1.78
9F	31384.4	1.000	0.25	7846.1		14037.1	1.78
8F	34821.6	1.000	0.25	8705.4		15574.4	1.78
7F	37851.9	1.000	0.25	9463.0		16929.8	1.78
6F	40489.9	1.000	0.25	10122.5		18109.6	1.78
5F	42748.6	1.000	0.25	10687.1		19119.9	1.78
4F	44666.0	1.000	0.25	11166.5		19977.5	1.78
3F	46226.7	1.000	0.25	11556.7		20675.5	1.78
2F	47421.3	1.000	0.25	11855.3		21209.5	1.78
1F	48258.2	1.000	0.25	12064.6		21584.1	1.78

Ｙ方向正加力時

階名	必要保有水平耐力				保有水平耐力		判定
	Qud	Fes	Ds	Qun	Qbu	Qu	Qu/Qun
13F	12281.0	1.000	0.25	3070.3		6628.4	2.15
12F	18120.5	1.000	0.25	4530.1		9780.0	2.15
11F	23092.4	1.000	0.25	5773.1		12463.5	2.15
10F	27494.6	1.000	0.25	6873.6		14839.4	2.15
9F	31384.4	1.000	0.25	7846.1		16938.8	2.15
8F	34821.6	1.000	0.25	8705.4		18794.0	2.15
7F	37851.9	1.000	0.25	9463.0		20429.5	2.15
6F	40489.9	1.000	0.25	10122.5		21853.3	2.15
5F	42748.6	1.000	0.25	10687.1		23072.4	2.15
4F	44666.0	1.000	0.25	11166.5		24107.3	2.15
3F	46226.7	1.000	0.25	11556.7		24949.6	2.15
2F	47421.3	1.000	0.25	11855.3		25594.3	2.15
1F	48258.2	1.000	0.25	12064.6		26045.7	2.15

Ｙ方向負加力時

階名	必要保有水平耐力				保有水平耐力		判定
	Qud	Fes	Ds	Qun	Qbu	Qu	Qu/Qun
13F	12281.0	1.000	0.25	3070.3		6640.6	2.16
12F	18120.5	1.000	0.25	4530.1		9798.0	2.16
11F	23092.4	1.000	0.25	5773.1		12486.4	2.16
10F	27494.6	1.000	0.25	6873.6		14866.7	2.16
9F	31384.4	1.000	0.25	7846.1		16970.1	2.16
8F	34821.6	1.000	0.25	8705.4		18828.4	2.16
7F	37851.9	1.000	0.25	9463.0		20467.1	2.16
6F	40489.9	1.000	0.25	10122.5		21893.5	2.16
5F	42748.6	1.000	0.25	10687.1		23114.8	2.16
4F	44666.0	1.000	0.25	11166.5		24151.6	2.16
3F	46226.7	1.000	0.25	11556.7		24995.5	2.16
2F	47421.3	1.000	0.25	11855.3		25641.4	2.16
1F	48258.2	1.000	0.25	12064.6		26094.0	2.16

U-5.8.3　保有水平耐力計算終了理由

Ｄs算定時

Ｘ方向　（ 正加力 ）　　層間変形角（ 解析終了位置 ： 4F － 5F ）
Ｘ方向　（ 負加力 ）　　層間変形角（ 解析終了位置 ： 4F － 5F ）
Ｙ方向　（ 正加力 ）　　層間変形角（ 解析終了位置 ： 6F － 7F ）
Ｙ方向　（ 負加力 ）　　層間変形角（ 解析終了位置 ： 6F － 7F ）

保有耐力時

Ｘ方向　（ 正加力 ）　　層間変形角（ 解析終了位置 ： 4F － 5F ）
Ｘ方向　（ 負加力 ）　　層間変形角（ 解析終了位置 ： 4F － 5F ）
Ｙ方向　（ 正加力 ）　　層間変形角（ 解析終了位置 ： 6F － 7F ）
Ｙ方向　（ 負加力 ）　　層間変形角（ 解析終了位置 ： 6F － 7F ）

U-5.8.4　最終ステップの重心位置の変位

Ｑ　：層せん断力　　(kN)　　層名位置と下層との間の階のせん断力
Ｕ　：層変位　　(cm)　　層名位置の計算階の最下層からの水平変位
ΔＵ　：層間変位　　(cm)　　層名位置と下層との水平変位の差分
※層名称の表記は主剛床、剛床～の表記は多剛床を示す（独立水平変位は主剛床に含まれる）

Ｄs算定時

Ｘ方向（ 正加力 ）

ｽﾃｯﾌﾟ No	層名	層せん断力 Ｑ (kN)	層変位 Ｕ (cm)	層間変位 ΔＵ (cm)	変形角
427	14F	5676.7	112.1940	2.0088	1/ 199
	13F	8375.9	110.1852	2.5554	1/ 157
	12F	10674.1	107.6297	2.8108	1/ 143
	11F	12709.0	104.8190	3.0013	1/ 133
	10F	14507.0	101.8177	3.7851	1/ 106
	9F	16095.8	98.0326	5.7402	1/ 70
	8F	17496.5	92.2924	8.9581	1/ 45
	7F	18715.9	83.3342	12.5003	1/ 32
	6F	19759.9	70.8339	15.3370	1/ 26
	5F	20646.2	55.4969	16.0047	1/ 25
	4F	21367.6	39.4922	15.6540	1/ 26
	3F	21919.8	23.8382	13.9700	1/ 29
	2F	22306.7	9.8682	9.8682	1/ 46

Ｘ方向（ 負加力 ）

ｽﾃｯﾌﾟ No	層名	層せん断力 Ｑ (kN)	層変位 Ｕ (cm)	層間変位 ΔＵ (cm)	変形角
427	14F	5678.6	112.1940	1.9992	1/ 200
	13F	8378.7	110.1948	2.5437	1/ 157
	12F	10677.7	107.6511	2.7993	1/ 144
	11F	12713.2	104.8518	2.9899	1/ 134
	10F	14511.9	101.8619	3.7766	1/ 106
	9F	16101.2	98.0853	5.7411	1/ 70

ｽﾃｯﾌﾟ No	層名	層せん断力 Q (kN)	層変位 U (cm)	層間変位 ΔU (cm)	変形角
427	8F	17502.4	92.3441	8.9696	1/ 45
	7F	18722.1	83.3746	12.5159	1/ 32
	6F	19766.6	70.8587	15.3518	1/ 26
	5F	20653.2	55.5069	16.0176	1/ 25
	4F	21374.8	39.4893	15.6626	1/ 26
	3F	21927.2	23.8267	13.9707	1/ 29
	2F	22314.2	9.8560	9.8560	1/ 46

Ｙ方向（ 正加力 ）

ｽﾃｯﾌﾟ No	層名	層せん断力 Q (kN)	層変位 U (cm)	層間変位 ΔU (cm)	変形角
447	14F	6950.4	117.4490	1.9505	1/ 205
	13F	10255.1	115.4985	2.7074	1/ 148
	12F	13069.0	112.7911	3.4929	1/ 115
	11F	15560.3	109.2982	4.9491	1/ 81
	10F	17761.8	104.3491	7.7284	1/ 52
	9F	19707.0	96.6207	11.1583	1/ 36
	8F	21422.0	85.4625	14.2221	1/ 28
	7F	22915.0	71.2404	16.0174	1/ 25
	6F	24193.3	55.2230	15.5844	1/ 26
	5F	25278.4	39.6386	12.9666	1/ 31
	4F	26161.7	26.6720	11.5296	1/ 35
	3F	26837.7	15.1424	9.3272	1/ 43
	2F	27311.4	5.8152	5.8152	1/ 77

Ｙ方向（ 負加力 ）

ｽﾃｯﾌﾟ No	層名	層せん断力 Q (kN)	層変位 U (cm)	層間変位 ΔU (cm)	変形角
467	14F	6918.5	122.7040	1.9317	1/ 207
	13F	10208.1	120.7723	2.7401	1/ 146
	12F	13009.1	118.0322	3.5698	1/ 113
	11F	15489.0	114.4624	4.9685	1/ 81
	10F	17680.4	109.4939	7.6789	1/ 52
	9F	19616.7	101.8150	11.0539	1/ 36
	8F	21323.8	90.7611	14.1072	1/ 28
	7F	22809.9	76.6538	16.0196	1/ 25
	6F	24082.3	60.6342	15.8773	1/ 25
	5F	25162.5	44.7569	13.6999	1/ 29
	4F	26041.7	31.0570	12.5970	1/ 32
	3F	26714.7	18.4600	10.8469	1/ 37
	2F	27186.2	7.6131	7.6131	1/ 59

保有耐力時

Ｘ方向（ 正加力 ）

ｽﾃｯﾌﾟ No	層名	層せん断力 Q (kN)	層変位 U (cm)	層間変位 ΔU (cm)	変形角
223	14F	5491.6	58.5932	1.6540	1/ 242
	13F	8102.8	56.9392	2.1299	1/ 188
	12F	10326.1	54.8092	2.3622	1/ 170
	11F	12294.6	52.4470	2.4725	1/ 162
	10F	14034.0	49.9745	2.8241	1/ 142
	9F	15570.9	47.1504	3.3881	1/ 118
	8F	16926.0	43.7624	4.5563	1/ 88
	7F	18105.6	39.2061	6.2997	1/ 63
	6F	19115.6	32.9064	7.8469	1/ 51
	5F	19973.0	25.0596	8.0278	1/ 50
	4F	20670.9	17.0318	7.6023	1/ 53
	3F	21205.1	9.4295	6.1305	1/ 65
	2F	21579.3	3.2990	3.2990	1/ 136

X方向（ 負加力 ）

ｽﾃｯﾌﾟ No	層名	層せん断力 Q (kN)	層変位 U (cm)	層間変位 ΔU (cm)	変形角
223	14F	5492.9	58.5932	1.6468	1/ 243
	13F	8104.6	56.9464	2.1221	1/ 188
	12F	10328.4	54.8243	2.3551	1/ 171
	11F	12297.3	52.4691	2.4654	1/ 162
	10F	14037.1	50.0037	2.8156	1/ 142
	9F	15574.4	47.1881	3.3815	1/ 118
	8F	16929.8	43.8066	4.5559	1/ 88
	7F	18109.6	39.2506	6.3058	1/ 63
	6F	19119.9	32.9448	7.8570	1/ 51
	5F	19977.5	25.0878	8.0391	1/ 50
	4F	20675.5	17.0487	7.6124	1/ 53
	3F	21209.8	9.4363	6.1374	1/ 65
	2F	21584.1	3.2990	3.2990	1/ 136

Y方向（ 正加力 ）

ｽﾃｯﾌﾟ No	層名	層せん断力 Q (kN)	層変位 U (cm)	層間変位 ΔU (cm)	変形角
237	14F	6628.4	62.2717	1.7908	1/ 223
	13F	9780.0	60.4808	2.4797	1/ 161
	12F	12463.5	58.0011	3.0306	1/ 133
	11F	14839.4	54.9706	3.6397	1/ 110
	10F	16938.9	51.3309	4.6166	1/ 87
	9F	18794.0	46.7142	5.8112	1/ 69
	8F	20429.5	40.9030	7.1037	1/ 56
	7F	21853.3	33.7992	8.0220	1/ 50
	6F	23072.4	25.7773	7.5230	1/ 54
	5F	24107.3	18.2543	5.6912	1/ 70
	4F	24949.6	12.5631	5.1836	1/ 77
	3F	25594.3	7.3794	4.4521	1/ 90
	2F	26046.1	2.9273	2.9273	1/ 154

Y方向（ 負加力 ）

ｽﾃｯﾌﾟ No	層名	層せん断力 Q (kN)	層変位 U (cm)	層間変位 ΔU (cm)	変形角
239	14F	6640.6	62.7972	1.7656	1/ 227
	13F	9798.0	61.0316	2.4648	1/ 162
	12F	12486.4	58.5668	3.0235	1/ 133
	11F	14866.7	55.5433	3.6763	1/ 109
	10F	16970.1	51.8670	4.6938	1/ 85
	9F	18828.6	47.1732	5.8751	1/ 68
	8F	20467.1	41.2981	7.1233	1/ 56
	7F	21893.5	34.1747	8.0155	1/ 50
	6F	23114.8	26.1593	7.5346	1/ 53
	5F	24151.6	18.6247	5.7858	1/ 69
	4F	24995.5	12.8389	5.2931	1/ 76
	3F	25641.4	7.5458	4.5374	1/ 88
	2F	26094.0	3.0083	3.0083	1/ 150

U-5.8.5　増分解析イテレーション結果

Ds算定時

X方向　（ 正加力 ）　最大荷重ステップ ： 427
X方向　（ 負加力 ）　最大荷重ステップ ： 427
Y方向　（ 正加力 ）　最大荷重ステップ ： 447
Y方向　（ 負加力 ）　最大荷重ステップ ： 467

保有水平耐力時

X方向　（ 正加力 ）　最大荷重ステップ ： 223
X方向　（ 負加力 ）　最大荷重ステップ ： 223
Y方向　（ 正加力 ）　最大荷重ステップ ： 237
Y方向　（ 負加力 ）　最大荷重ステップ ： 239

**** メッセージ一覧 ****

プリチェックメッセージ一覧

・C504　LW1.LW2.　Ｘ方向方向風圧力の検討がされていない。
・C504　LW1.LW2.　Ｙ方向方向風圧力の検討がされていない。
・C601　LS.　積雪荷重の考慮がされていない。
・C2005　FMD.　剛域自動計算のαの係数が直接入力されている。
・UC5104 UCO.　立体モデル時は保有耐力時、Ds算定時共増分解析結果に応じて終局時Coを調整する必要がある。
・■建物基本入力データ
・　エラー　ﾒｯｾｰｼﾞ　：0
・　警告　ﾒｯｾｰｼﾞ　：0
・　注意　ﾒｯｾｰｼﾞ　：4
・■保有水平耐力計算
・　エラー　ﾒｯｾｰｼﾞ　：0
・　警告　ﾒｯｾｰｼﾞ　：0
・　注意　ﾒｯｾｰｼﾞ　：1

準備計算メッセージ一覧

・計算結果メッセージはありません

応力計算メッセージ一覧

・計算結果メッセージはありません

断面計算メッセージ一覧

・計算結果メッセージはありません

保有耐力計算メッセージ一覧

・Ｓ部材において端部接合部名称の入力がない場合は「保有耐力接合」として計算を行います。別途接合部の確認をしてください。

保有耐力計算注意事項メッセージ一覧

・計算結果メッセージはありません

一貫計算が終了しました。

計算終了時間 2014/01/18 11:32